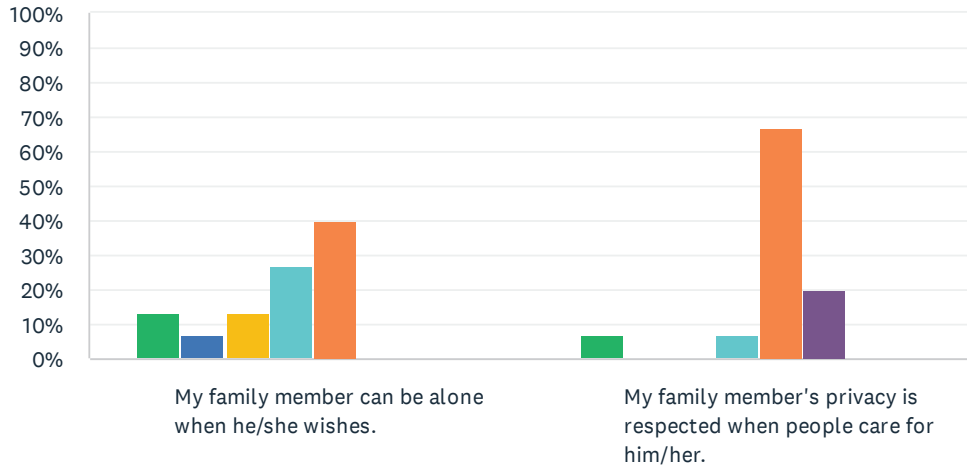


Q1 Privacy: For each statement, please answer with one of the available choices.

Answered: 15 Skipped: 0

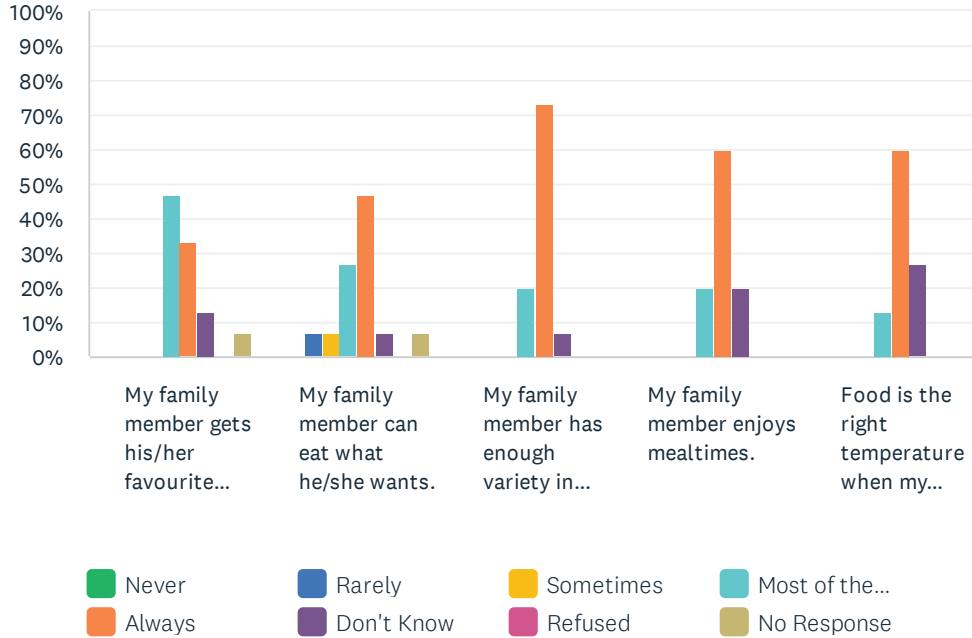


■ Never ■ Rarely ■ Sometimes ■ Most of the...
■ Always ■ Don't Know ■ Refused ■ No Response

	NEVER	RARELY	SOMETIMES	MOST OF THE TIME	ALWAYS	DON'T KNOW	REFUSED	NO RESPONSE	TOTAL
My family member can be alone when he/she wishes.	13.33% 2	6.67% 1	13.33% 2	26.67% 4	40.00% 6	0.00% 0	0.00% 0	0.00% 0	15
My family member's privacy is respected when people care for him/her.	6.67% 1	0.00% 0	0.00% 0	6.67% 1	66.67% 10	20.00% 3	0.00% 0	0.00% 0	15

Q2 Food and Meals: For each statement, please answer one of the available choices.

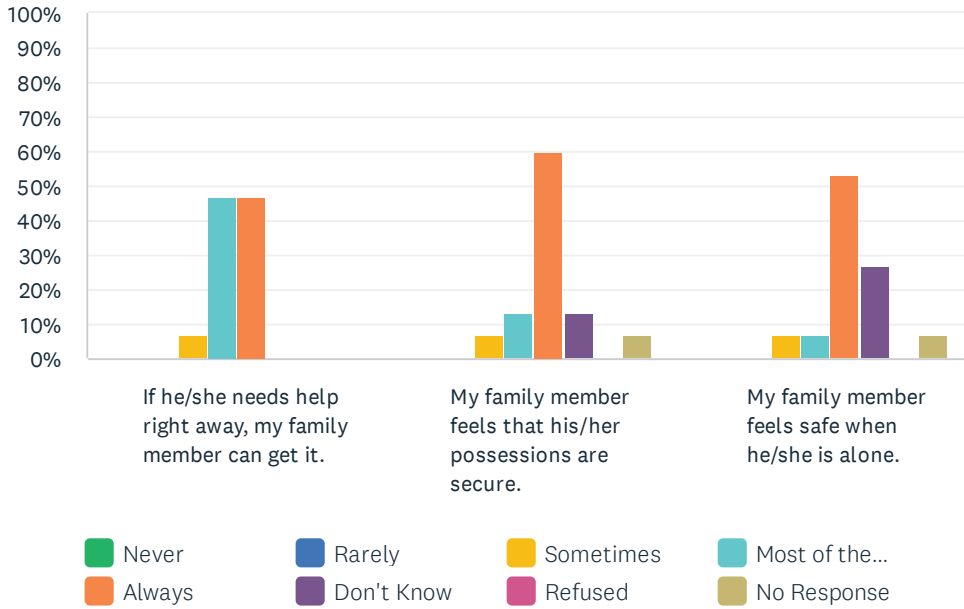
Answered: 15 Skipped: 0



	NEVER	RARELY	SOMETIMES	MOST OF THE TIME	ALWAYS	DON'T KNOW	REFUSED	NO RESPONSE	TOTAL
My family member gets his/her favourite foods in this home.	0.00% 0	0.00% 0	0.00% 0	46.67% 7	33.33% 5	13.33% 2	0.00% 0	6.67% 1	15
My family member can eat what he/she wants.	0.00% 0	6.67% 1	6.67% 1	26.67% 4	46.67% 7	6.67% 1	0.00% 0	6.67% 1	15
My family member has enough variety in his/her meals.	0.00% 0	0.00% 0	0.00% 0	20.00% 3	73.33% 11	6.67% 1	0.00% 0	0.00% 0	15
My family member enjoys mealtimes.	0.00% 0	0.00% 0	0.00% 0	20.00% 3	60.00% 9	20.00% 3	0.00% 0	0.00% 0	15
Food is the right temperature when my family member gets to eat it.	0.00% 0	0.00% 0	0.00% 0	13.33% 2	60.00% 9	26.67% 4	0.00% 0	0.00% 0	15

Q3 Safety and Security: For each statement, please answer one of the available choices.

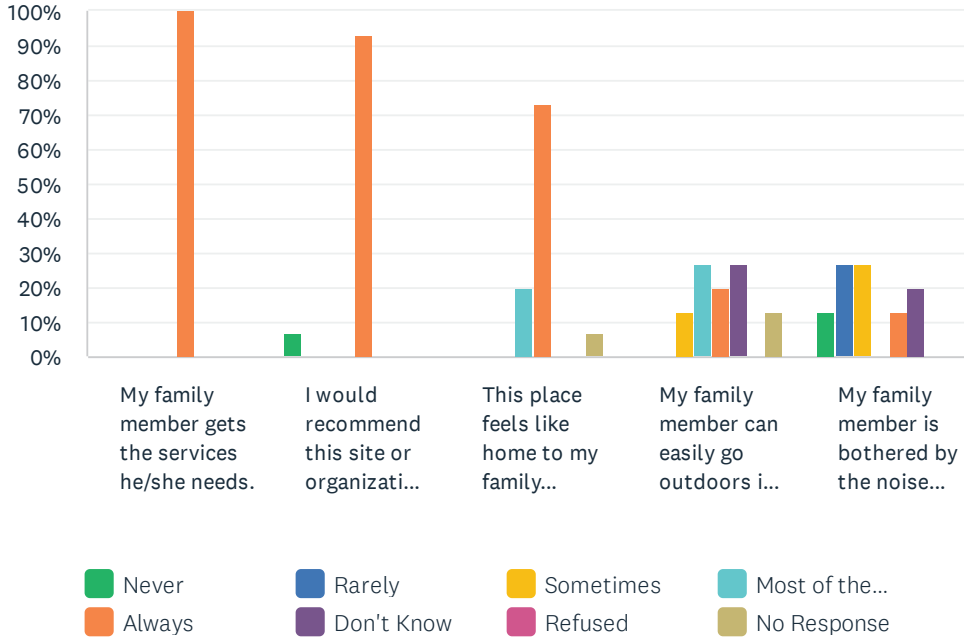
Answered: 15 Skipped: 0



	NEVER	RARELY	SOMETIMES	MOST OF THE TIME	ALWAYS	DON'T KNOW	REFUSED	NO RESPONSE	TOTAL
If he/she needs help right away, my family member can get it.	0.00% 0	0.00% 0	6.67% 1	46.67% 7	46.67% 7	0.00% 0	0.00% 0	0.00% 0	15
My family member feels that his/her possessions are secure.	0.00% 0	0.00% 0	6.67% 1	13.33% 2	60.00% 9	13.33% 2	0.00% 0	6.67% 1	15
My family member feels safe when he/she is alone.	0.00% 0	0.00% 0	6.67% 1	6.67% 1	53.33% 8	26.67% 4	0.00% 0	6.67% 1	15

Q4 Comfort Items: For each statement, please answer with one of the available choices.

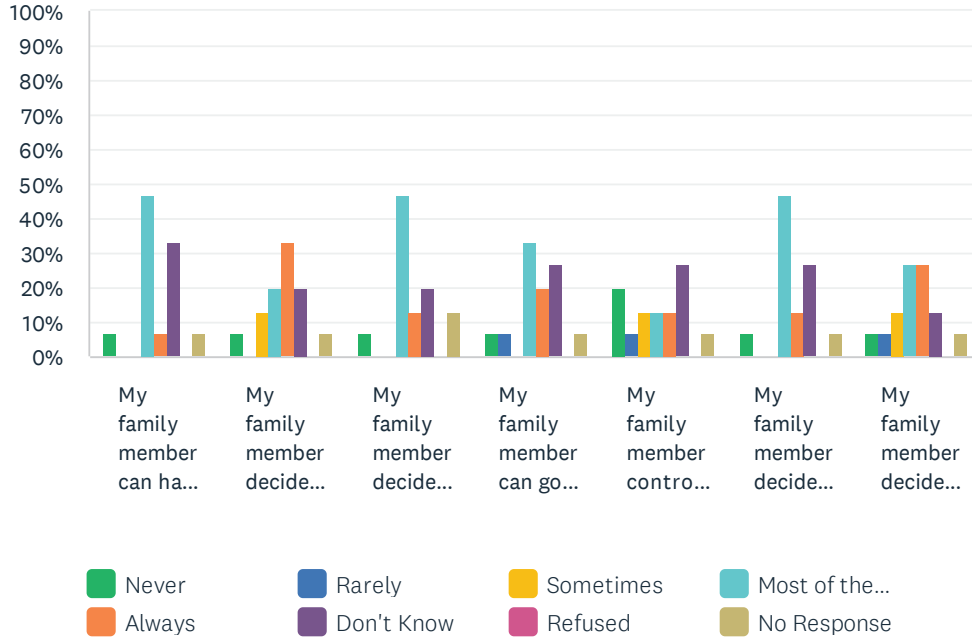
Answered: 15 Skipped: 0



	NEVER	RARELY	SOMETIMES	MOST OF THE TIME	ALWAYS	DON'T KNOW	REFUSED	NO RESPONSE	TOTAL
My family member gets the services he/she needs.	0.00% 0	0.00% 0	0.00% 0	0.00% 0	100.00% 15	0.00% 0	0.00% 0	0.00% 0	15
I would recommend this site or organization to others.	6.67% 1	0.00% 0	0.00% 0	0.00% 0	93.33% 14	0.00% 0	0.00% 0	0.00% 0	15
This place feels like home to my family member.	0.00% 0	0.00% 0	0.00% 0	20.00% 3	73.33% 11	0.00% 0	0.00% 0	6.67% 1	15
My family member can easily go outdoors if he/she wants.	0.00% 0	0.00% 0	13.33% 2	26.67% 4	20.00% 3	26.67% 4	0.00% 0	13.33% 2	15
My family member is bothered by the noise here.	13.33% 2	26.67% 4	26.67% 4	0.00% 0	13.33% 2	20.00% 3	0.00% 0	0.00% 0	15

Q5 Daily Decision Items (Autonomy): For each statement, please answer with one of the available choices.

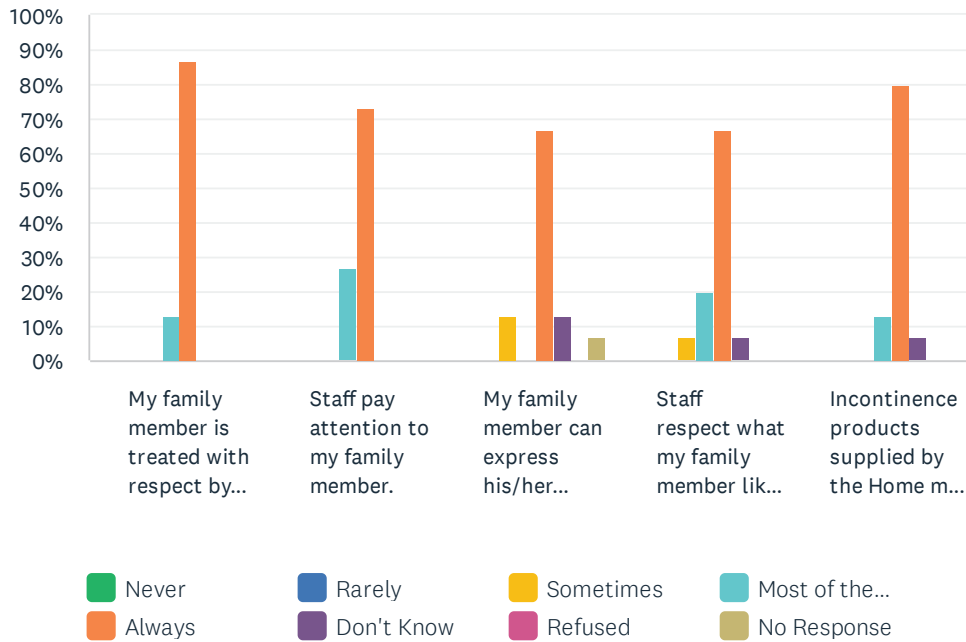
Answered: 15 Skipped: 0



	NEVER	RARELY	SOMETIMES	MOST OF THE TIME	ALWAYS	DON'T KNOW	REFUSED	NO RESPONSE	TOTAL
My family member can have a bath or shower as often as he/she wants.	6.67% 1	0.00% 0	0.00% 0	46.67% 7	6.67% 1	33.33% 5	0.00% 0	6.67% 1	15
My family member decides when to get up.	6.67% 1	0.00% 0	13.33% 2	20.00% 3	33.33% 5	20.00% 3	0.00% 0	6.67% 1	15
My family member decides when to go to bed.	6.67% 1	0.00% 0	0.00% 0	46.67% 7	13.33% 2	20.00% 3	0.00% 0	13.33% 2	15
My family member can go where he/she wants on the "spur of the moment."	6.67% 1	6.67% 1	0.00% 0	33.33% 5	20.00% 3	26.67% 4	0.00% 0	6.67% 1	15
My family member controls who comes into his/her room.	20.00% 3	6.67% 1	13.33% 2	13.33% 2	13.33% 2	26.67% 4	0.00% 0	6.67% 1	15
My family member decides which clothes to wear.	6.67% 1	0.00% 0	0.00% 0	46.67% 7	13.33% 2	26.67% 4	0.00% 0	6.67% 1	15
My family member decides how to spend his/her time.	6.67% 1	6.67% 1	13.33% 2	26.67% 4	26.67% 4	13.33% 2	0.00% 0	6.67% 1	15

Q6 Respect by Staff: For each statement, please answer one of the available choices.

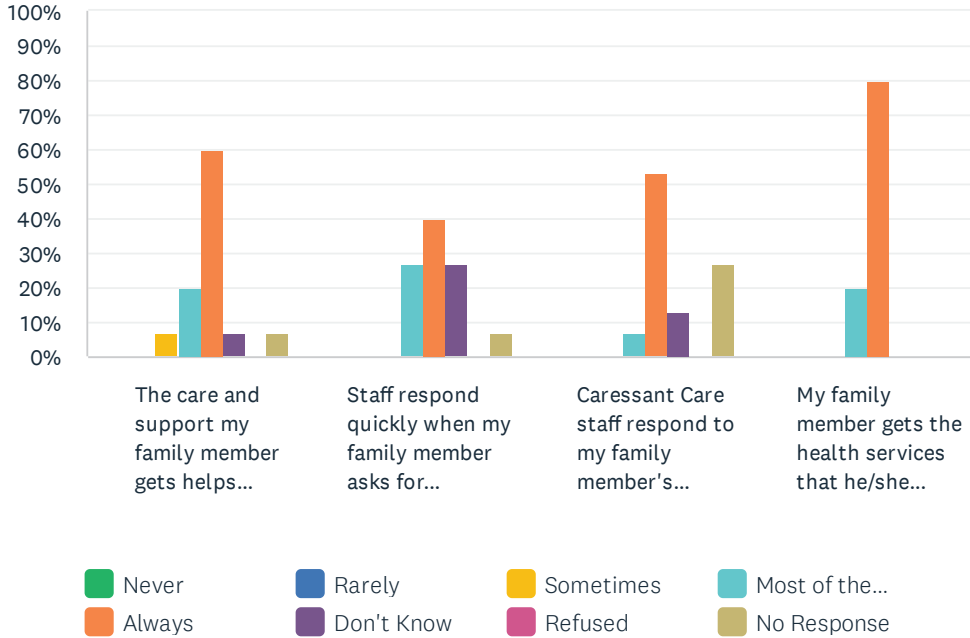
Answered: 15 Skipped: 0



	NEVER	RARELY	SOMETIMES	MOST OF THE TIME	ALWAYS	DON'T KNOW	REFUSED	NO RESPONSE	TOTAL
My family member is treated with respect by the staff.	0.00% 0	0.00% 0	0.00% 0	13.33% 2	86.67% 13	0.00% 0	0.00% 0	0.00% 0	15
Staff pay attention to my family member.	0.00% 0	0.00% 0	0.00% 0	26.67% 4	73.33% 11	0.00% 0	0.00% 0	0.00% 0	15
My family member can express his/her opinion without fear of consequences.	0.00% 0	0.00% 0	13.33% 2	0.00% 0	66.67% 10	13.33% 2	0.00% 0	6.67% 1	15
Staff respect what my family member likes and dislikes.	0.00% 0	0.00% 0	6.67% 1	20.00% 3	66.67% 10	6.67% 1	0.00% 0	0.00% 0	15
Incontinence products supplied by the Home meet the needs of my family member.	0.00% 0	0.00% 0	0.00% 0	13.33% 2	80.00% 12	6.67% 1	0.00% 0	0.00% 0	15

Q7 Staff Responsiveness: For each statement, please answer with one of the available choices.

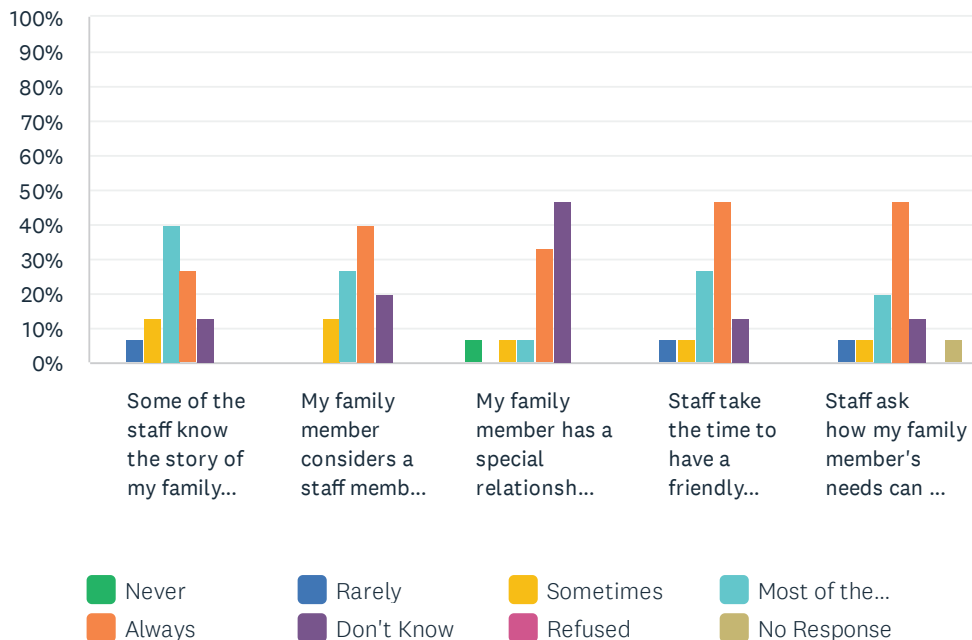
Answered: 15 Skipped: 0



	NEVER	RARELY	SOMETIMES	MOST OF THE TIME	ALWAYS	DON'T KNOW	REFUSED	NO RESPONSE	TOTAL
The care and support my family member gets helps him/her live life the way he/she wants.	0.00% 0	0.00% 0	6.67% 1	20.00% 3	60.00% 9	6.67% 1	0.00% 0	6.67% 1	15
Staff respond quickly when my family member asks for assistance.	0.00% 0	0.00% 0	0.00% 0	26.67% 4	40.00% 6	26.67% 4	0.00% 0	6.67% 1	15
Caressant Care staff respond to my family member's suggestions.	0.00% 0	0.00% 0	0.00% 0	6.67% 1	53.33% 8	13.33% 2	0.00% 0	26.67% 4	15
My family member gets the health services that he/she needs.	0.00% 0	0.00% 0	0.00% 0	20.00% 3	80.00% 12	0.00% 0	0.00% 0	0.00% 0	15

Q8 Staff-Resident Bonding: For each statement, please answer with one of the available choices.

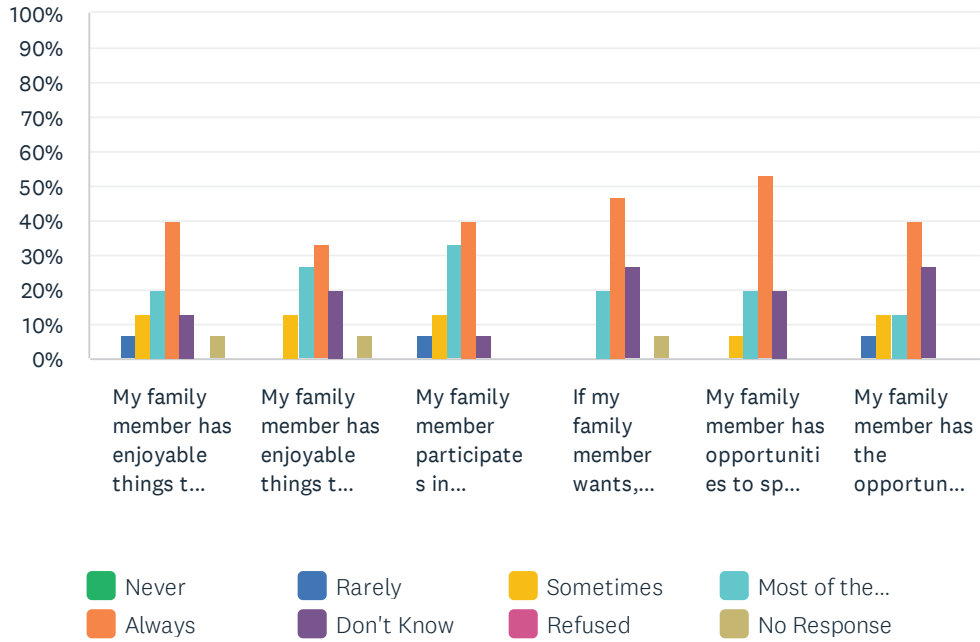
Answered: 15 Skipped: 0



	NEVER	RARELY	SOMETIMES	MOST OF THE TIME	ALWAYS	DON'T KNOW	REFUSED	NO RESPONSE	TOTAL
Some of the staff know the story of my family member's life.	0.00% 0	6.67% 1	13.33% 2	40.00% 6	26.67% 4	13.33% 2	0.00% 0	0.00% 0	15
My family member considers a staff member his/her friend.	0.00% 0	0.00% 0	13.33% 2	26.67% 4	40.00% 6	20.00% 3	0.00% 0	0.00% 0	15
My family member has a special relationship with a staff member.	6.67% 1	0.00% 0	6.67% 1	6.67% 1	33.33% 5	46.67% 7	0.00% 0	0.00% 0	15
Staff take the time to have a friendly conversation with my family member.	0.00% 0	6.67% 1	6.67% 1	26.67% 4	46.67% 7	13.33% 2	0.00% 0	0.00% 0	15
Staff ask how my family member's needs can be met.	0.00% 0	6.67% 1	6.67% 1	20.00% 3	46.67% 7	13.33% 2	0.00% 0	6.67% 1	15

Q9 Activities: For each statement, please answer with one of the available choices.

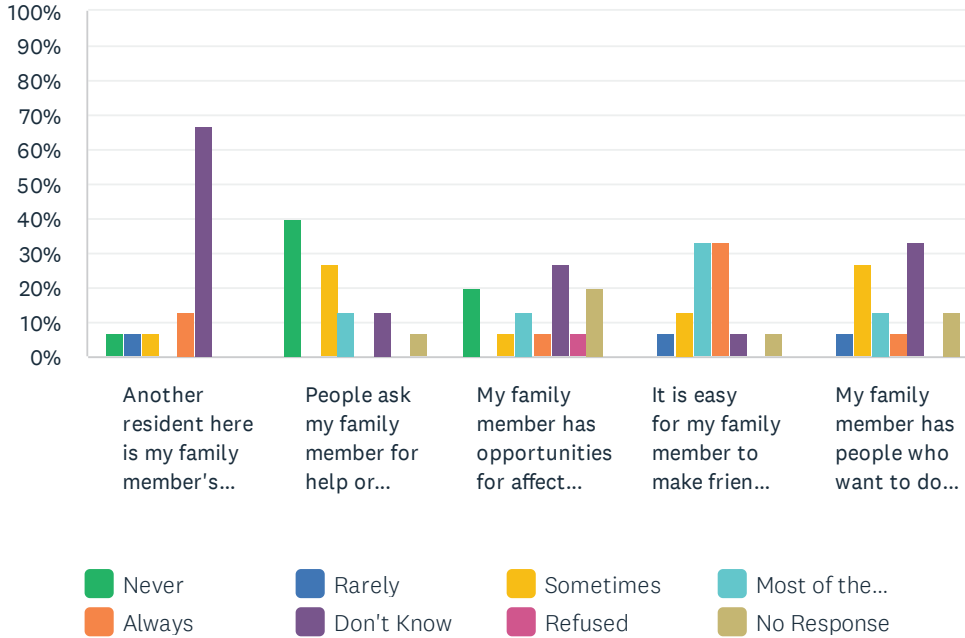
Answered: 15 Skipped: 0



	NEVER	RARELY	SOMETIMES	MOST OF THE TIME	ALWAYS	DON'T KNOW	REFUSED	NO RESPONSE	TOTAL
My family member has enjoyable things to do here on weekends.	0.00% 0	6.67% 1	13.33% 2	20.00% 3	40.00% 6	13.33% 2	0.00% 0	6.67% 1	15
My family member has enjoyable things to do here in the evenings.	0.00% 0	0.00% 0	13.33% 2	26.67% 4	33.33% 5	20.00% 3	0.00% 0	6.67% 1	15
My family member participates in meaningful activities.	0.00% 0	6.67% 1	13.33% 2	33.33% 5	40.00% 6	6.67% 1	0.00% 0	0.00% 0	15
If my family member wants, he/she can participate in religious activities that have meaning to him/her.	0.00% 0	0.00% 0	0.00% 0	20.00% 3	46.67% 7	26.67% 4	0.00% 0	6.67% 1	15
My family member has opportunities to spend time with other like-minded residents.	0.00% 0	0.00% 0	6.67% 1	20.00% 3	53.33% 8	20.00% 3	0.00% 0	0.00% 0	15
My family member has the opportunity to explore new skills and interests.	0.00% 0	6.67% 1	13.33% 2	13.33% 2	40.00% 6	26.67% 4	0.00% 0	0.00% 0	15

Q10 Personal Relationships: For each statement, please answer with one of the available choices.

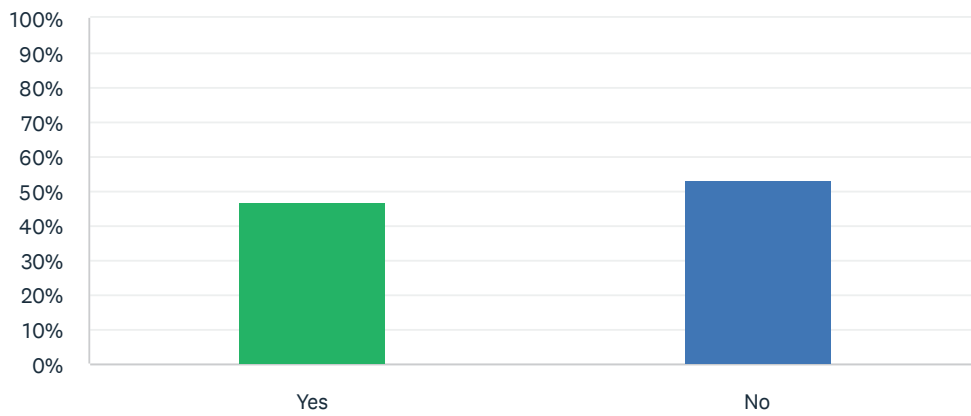
Answered: 15 Skipped: 0



	NEVER	RARELY	SOMETIMES	MOST OF THE TIME	ALWAYS	DON'T KNOW	REFUSED	NO RESPONSE	TOTAL
Another resident here is my family member's close friend.	6.67% 1	6.67% 1	6.67% 1	0.00% 0	13.33% 2	66.67% 10	0.00% 0	0.00% 0	15
People ask my family member for help or advice.	40.00% 6	0.00% 0	26.67% 4	13.33% 2	0.00% 0	13.33% 2	0.00% 0	6.67% 1	15
My family member has opportunities for affection or romance.	20.00% 3	0.00% 0	6.67% 1	13.33% 2	6.67% 1	26.67% 4	6.67% 1	20.00% 3	15
It is easy for my family member to make friends here.	0.00% 0	6.67% 1	13.33% 2	33.33% 5	33.33% 5	6.67% 1	0.00% 0	6.67% 1	15
My family member has people who want to do things together with him/her.	0.00% 0	6.67% 1	26.67% 4	13.33% 2	6.67% 1	33.33% 5	0.00% 0	13.33% 2	15

Q11 Your family member is part of a couple.

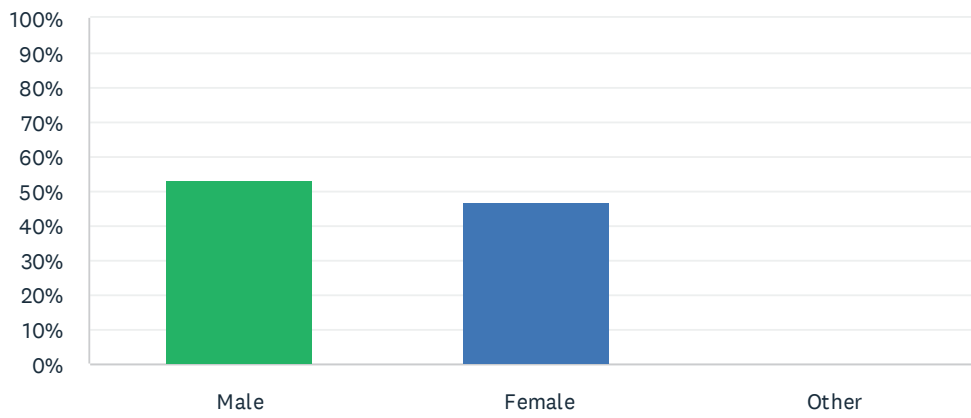
Answered: 15 Skipped: 0



ANSWER CHOICES	RESPONSES	
Yes	46.67%	7
No	53.33%	8
TOTAL		15

Q12 Your family member's gender is:

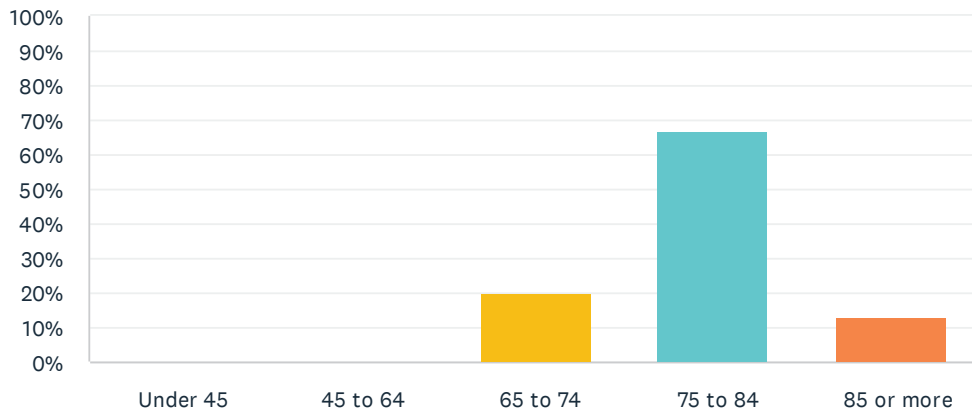
Answered: 15 Skipped: 0



ANSWER CHOICES	RESPONSES	
Male	53.33%	8
Female	46.67%	7
Other	0.00%	0
TOTAL		15

Q13 Your family member's age in years is:

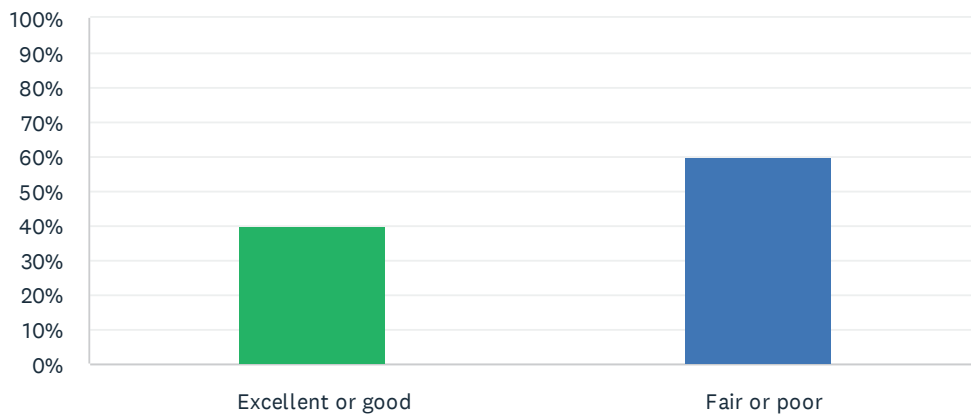
Answered: 15 Skipped: 0



ANSWER CHOICES	RESPONSES	
Under 45	0.00%	0
45 to 64	0.00%	0
65 to 74	20.00%	3
75 to 84	66.67%	10
85 or more	13.33%	2
TOTAL		15

Q14 Your family member's health is:

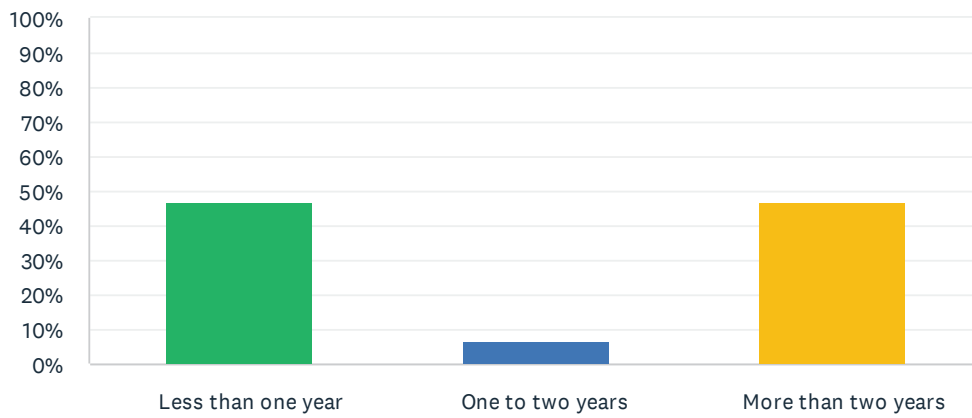
Answered: 15 Skipped: 0



ANSWER CHOICES	RESPONSES	
Excellent or good	40.00%	6
Fair or poor	60.00%	9
TOTAL		15

Q15 Your family member has lived at this LTC Home for:

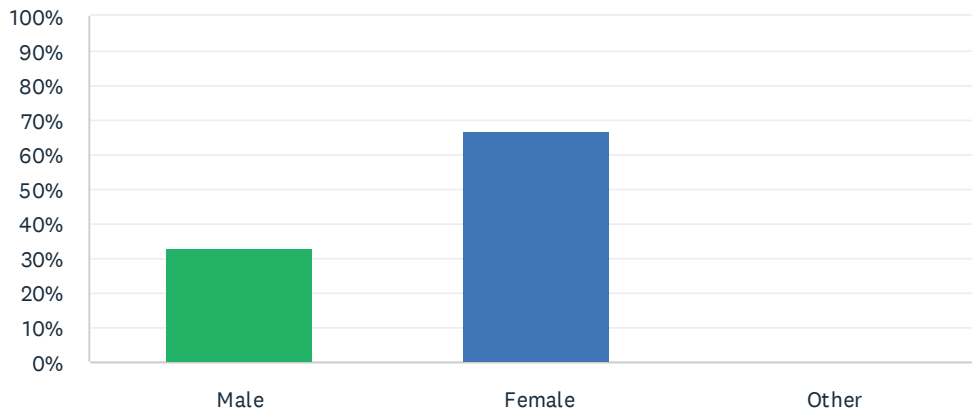
Answered: 15 Skipped: 0



ANSWER CHOICES	RESPONSES	
Less than one year	46.67%	7
One to two years	6.67%	1
More than two years	46.67%	7
TOTAL		15

Q16 Your gender is:

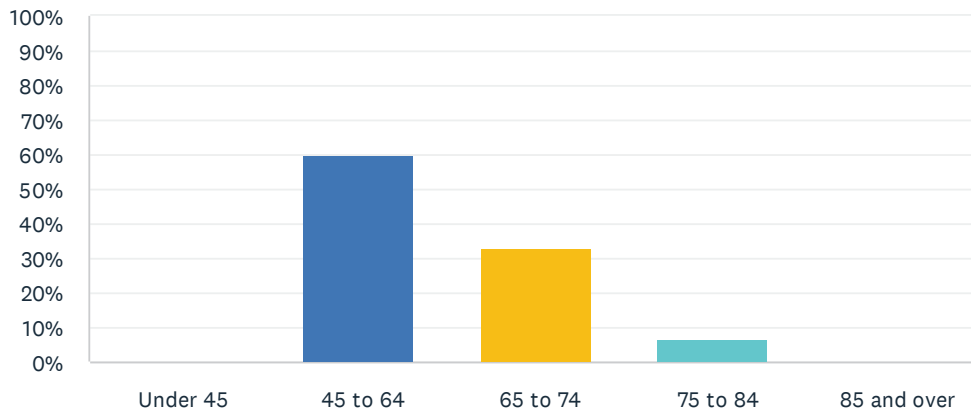
Answered: 15 Skipped: 0



ANSWER CHOICES	RESPONSES	
Male	33.33%	5
Female	66.67%	10
Other	0.00%	0
TOTAL		15

Q17 Your age in years is:

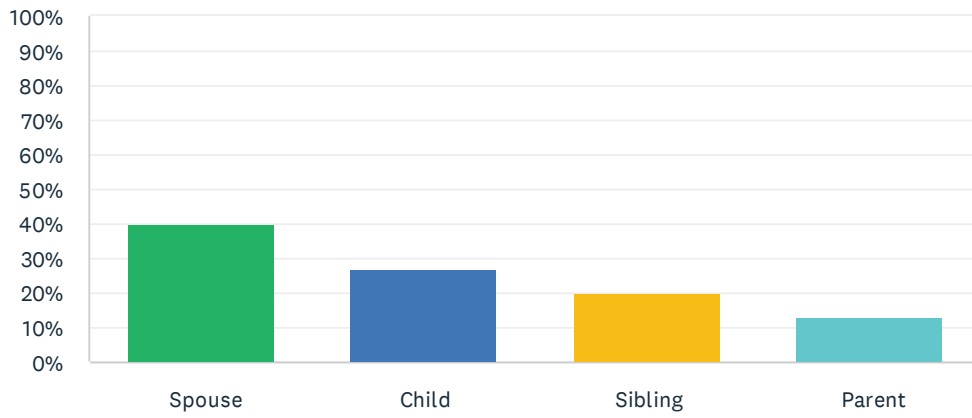
Answered: 15 Skipped: 0



ANSWER CHOICES	RESPONSES
Under 45	0.00% 0
45 to 64	60.00% 9
65 to 74	33.33% 5
75 to 84	6.67% 1
85 and over	0.00% 0
TOTAL	15

Q18 Your relationship to the resident is:

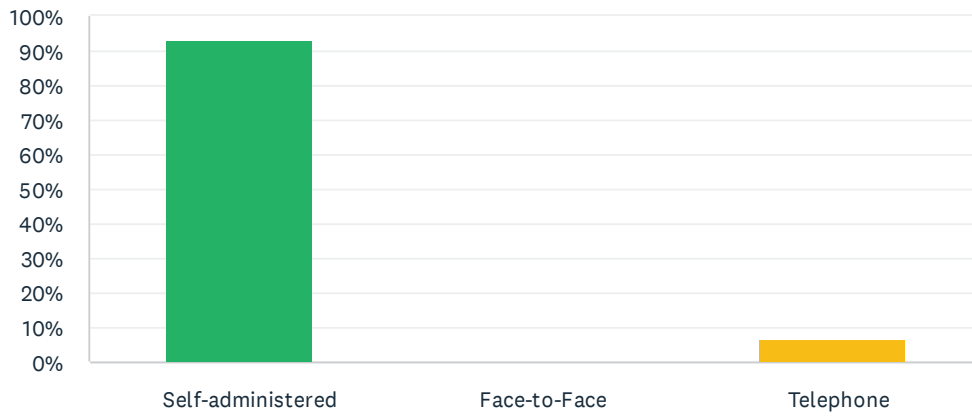
Answered: 15 Skipped: 0



ANSWER CHOICES	RESPONSES
Spouse	40.00% 6
Child	26.67% 4
Sibling	20.00% 3
Parent	13.33% 2
TOTAL	15

Q19 Survey Method:

Answered: 15 Skipped: 0



ANSWER CHOICES	RESPONSES
Self-administered	93.33% 14
Face-to-Face	0.00% 0
Telephone	6.67% 1
TOTAL	15