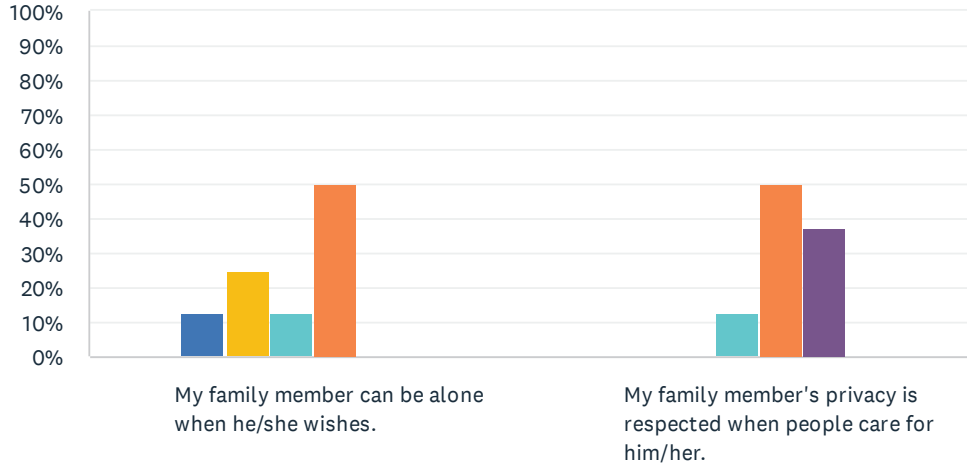


Q1 Privacy: For each statement, please answer with one of the available choices.

Answered: 8 Skipped: 0

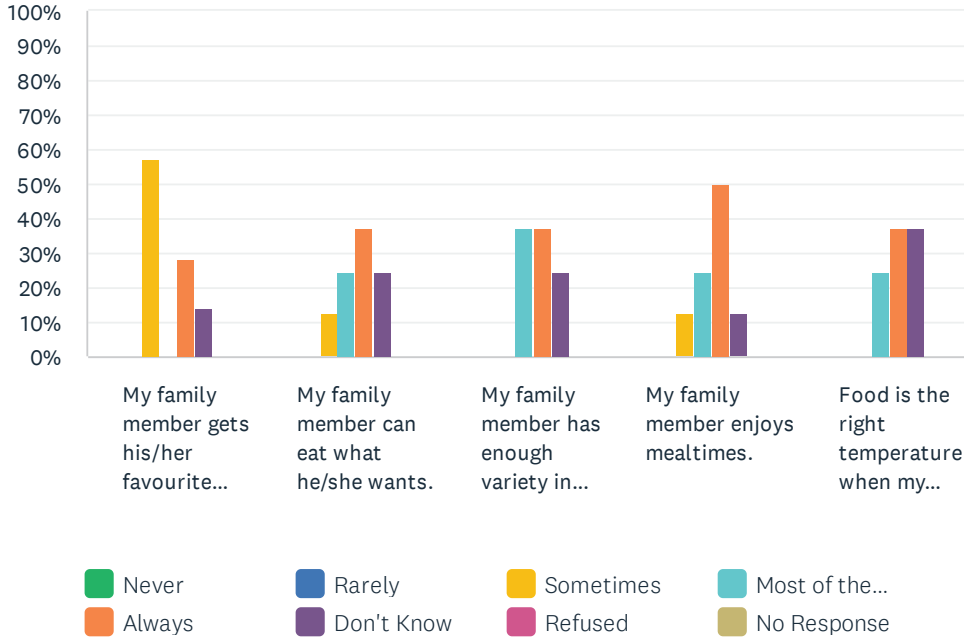


■ Never ■ Rarely ■ Sometimes ■ Most of the...
■ Always ■ Don't Know ■ Refused ■ No Response

	NEVER	RARELY	SOMETIMES	MOST OF THE TIME	ALWAYS	DON'T KNOW	REFUSED	NO RESPONSE	TOTAL
My family member can be alone when he/she wishes.	0.00% 0	12.50% 1	25.00% 2	12.50% 1	50.00% 4	0.00% 0	0.00% 0	0.00% 0	8
My family member's privacy is respected when people care for him/her.	0.00% 0	0.00% 0	0.00% 0	12.50% 1	50.00% 4	37.50% 3	0.00% 0	0.00% 0	8

Q2 Food and Meals: For each statement, please answer one of the available choices.

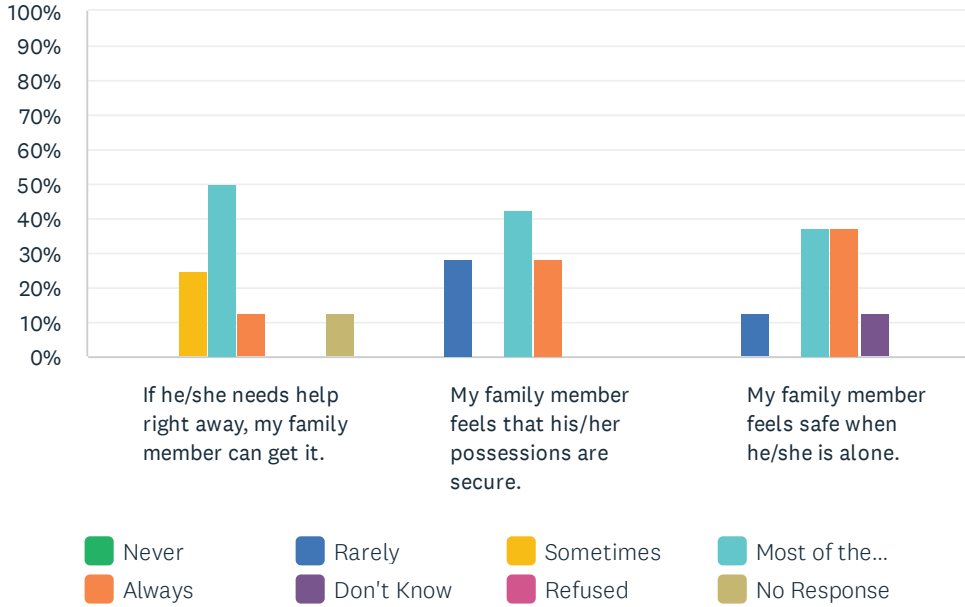
Answered: 8 Skipped: 0



	NEVER	RARELY	SOMETIMES	MOST OF THE TIME	ALWAYS	DON'T KNOW	REFUSED	NO RESPONSE	TOTAL
My family member gets his/her favourite foods in this home.	0.00% 0	0.00% 0	57.14% 4	0.00% 0	28.57% 2	14.29% 1	0.00% 0	0.00% 0	7
My family member can eat what he/she wants.	0.00% 0	0.00% 0	12.50% 1	25.00% 2	37.50% 3	25.00% 2	0.00% 0	0.00% 0	8
My family member has enough variety in his/her meals.	0.00% 0	0.00% 0	0.00% 0	37.50% 3	37.50% 3	25.00% 2	0.00% 0	0.00% 0	8
My family member enjoys mealtimes.	0.00% 0	0.00% 0	12.50% 1	25.00% 2	50.00% 4	12.50% 1	0.00% 0	0.00% 0	8
Food is the right temperature when my family member gets to eat it.	0.00% 0	0.00% 0	0.00% 0	25.00% 2	37.50% 3	37.50% 3	0.00% 0	0.00% 0	8

Q3 Safety and Security: For each statement, please answer one of the available choices.

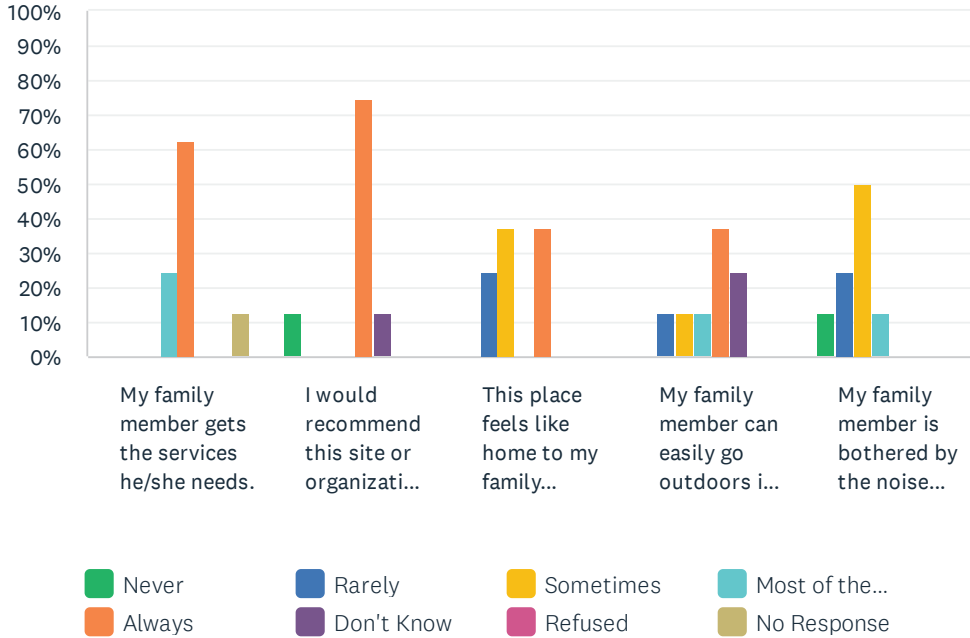
Answered: 8 Skipped: 0



	NEVER	RARELY	SOMETIMES	MOST OF THE TIME	ALWAYS	DON'T KNOW	REFUSED	NO RESPONSE	TOTAL
If he/she needs help right away, my family member can get it.	0.00% 0	0.00% 0	25.00% 2	50.00% 4	12.50% 1	0.00% 0	0.00% 0	12.50% 1	8
My family member feels that his/her possessions are secure.	0.00% 0	28.57% 2	0.00% 0	42.86% 3	28.57% 2	0.00% 0	0.00% 0	0.00% 0	7
My family member feels safe when he/she is alone.	0.00% 0	12.50% 1	0.00% 0	37.50% 3	37.50% 3	12.50% 1	0.00% 0	0.00% 0	8

Q4 Comfort Items: For each statement, please answer with one of the available choices.

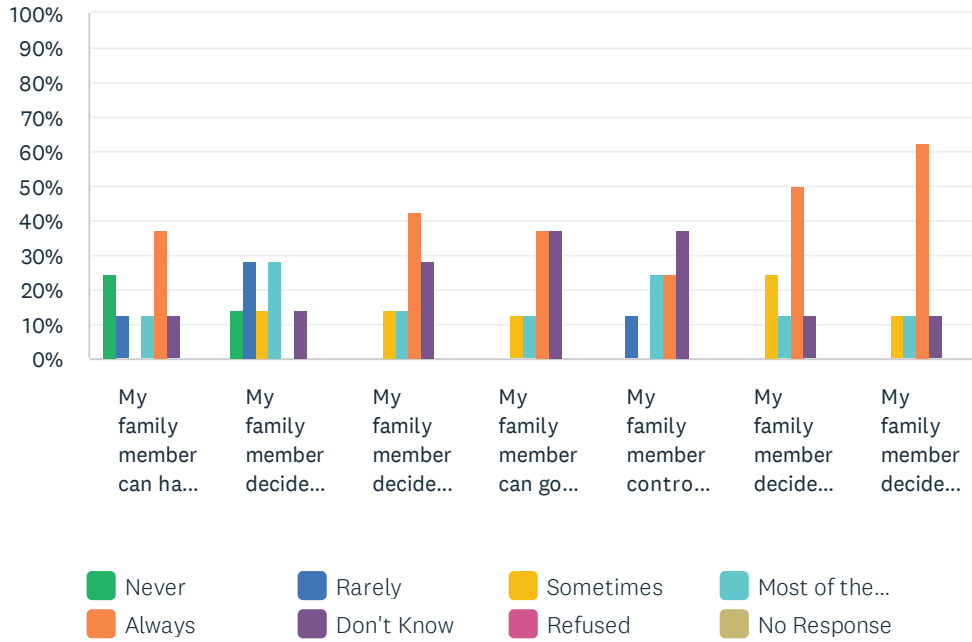
Answered: 8 Skipped: 0



	NEVER	RARELY	SOMETIMES	MOST OF THE TIME	ALWAYS	DON'T KNOW	REFUSED	NO RESPONSE	TOTAL
My family member gets the services he/she needs.	0.00% 0	0.00% 0	0.00% 0	25.00% 2	62.50% 5	0.00% 0	0.00% 0	12.50% 1	8
I would recommend this site or organization to others.	12.50% 1	0.00% 0	0.00% 0	0.00% 0	75.00% 6	12.50% 1	0.00% 0	0.00% 0	8
This place feels like home to my family member.	0.00% 0	25.00% 2	37.50% 3	0.00% 0	37.50% 3	0.00% 0	0.00% 0	0.00% 0	8
My family member can easily go outdoors if he/she wants.	0.00% 0	12.50% 1	12.50% 1	12.50% 1	37.50% 3	25.00% 2	0.00% 0	0.00% 0	8
My family member is bothered by the noise here.	12.50% 1	25.00% 2	50.00% 4	12.50% 1	0.00% 0	0.00% 0	0.00% 0	0.00% 0	8

Q5 Daily Decision Items (Autonomy): For each statement, please answer with one of the available choices.

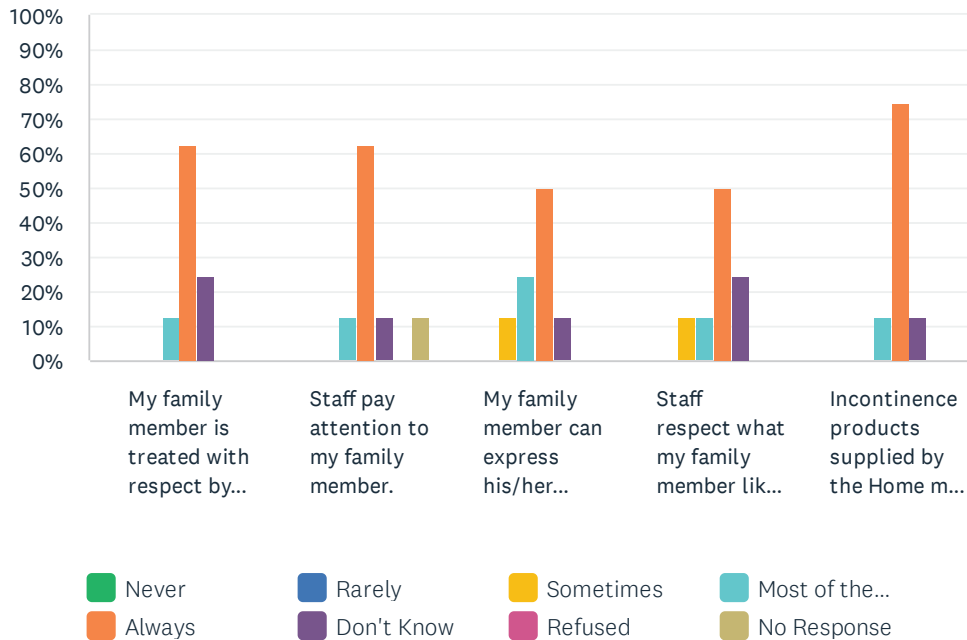
Answered: 8 Skipped: 0



	NEVER	RARELY	SOMETIMES	MOST OF THE TIME	ALWAYS	DON'T KNOW	REFUSED	NO RESPONSE	TOTAL
My family member can have a bath or shower as often as he/she wants.	25.00% 2	12.50% 1	0.00% 0	12.50% 1	37.50% 3	12.50% 1	0.00% 0	0.00% 0	8
My family member decides when to get up.	14.29% 1	28.57% 2	14.29% 1	28.57% 2	0.00% 0	14.29% 1	0.00% 0	0.00% 0	7
My family member decides when to go to bed.	0.00% 0	0.00% 0	14.29% 1	14.29% 1	42.86% 3	28.57% 2	0.00% 0	0.00% 0	7
My family member can go where he/she wants on the "spur of the moment."	0.00% 0	0.00% 0	12.50% 1	12.50% 1	37.50% 3	37.50% 3	0.00% 0	0.00% 0	8
My family member controls who comes into his/her room.	0.00% 0	12.50% 1	0.00% 0	25.00% 2	25.00% 2	37.50% 3	0.00% 0	0.00% 0	8
My family member decides which clothes to wear.	0.00% 0	0.00% 0	25.00% 2	12.50% 1	50.00% 4	12.50% 1	0.00% 0	0.00% 0	8
My family member decides how to spend his/her time.	0.00% 0	0.00% 0	12.50% 1	12.50% 1	62.50% 5	12.50% 1	0.00% 0	0.00% 0	8

Q6 Respect by Staff: For each statement, please answer one of the available choices.

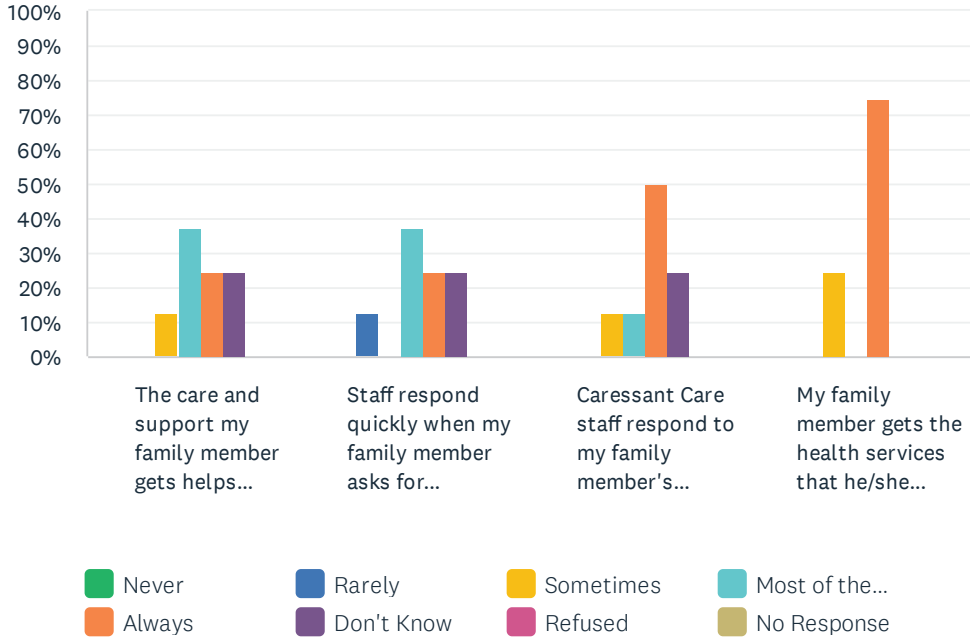
Answered: 8 Skipped: 0



	NEVER	RARELY	SOMETIMES	MOST OF THE TIME	ALWAYS	DON'T KNOW	REFUSED	NO RESPONSE	TOTAL
My family member is treated with respect by the staff.	0.00% 0	0.00% 0	0.00% 0	12.50% 1	62.50% 5	25.00% 2	0.00% 0	0.00% 0	8
Staff pay attention to my family member.	0.00% 0	0.00% 0	0.00% 0	12.50% 1	62.50% 5	12.50% 1	0.00% 0	12.50% 1	8
My family member can express his/her opinion without fear of consequences.	0.00% 0	0.00% 0	12.50% 1	25.00% 2	50.00% 4	12.50% 1	0.00% 0	0.00% 0	8
Staff respect what my family member likes and dislikes.	0.00% 0	0.00% 0	12.50% 1	12.50% 1	50.00% 4	25.00% 2	0.00% 0	0.00% 0	8
Incontinence products supplied by the Home meet the needs of my family member.	0.00% 0	0.00% 0	0.00% 0	12.50% 1	75.00% 6	12.50% 1	0.00% 0	0.00% 0	8

Q7 Staff Responsiveness: For each statement, please answer with one of the available choices.

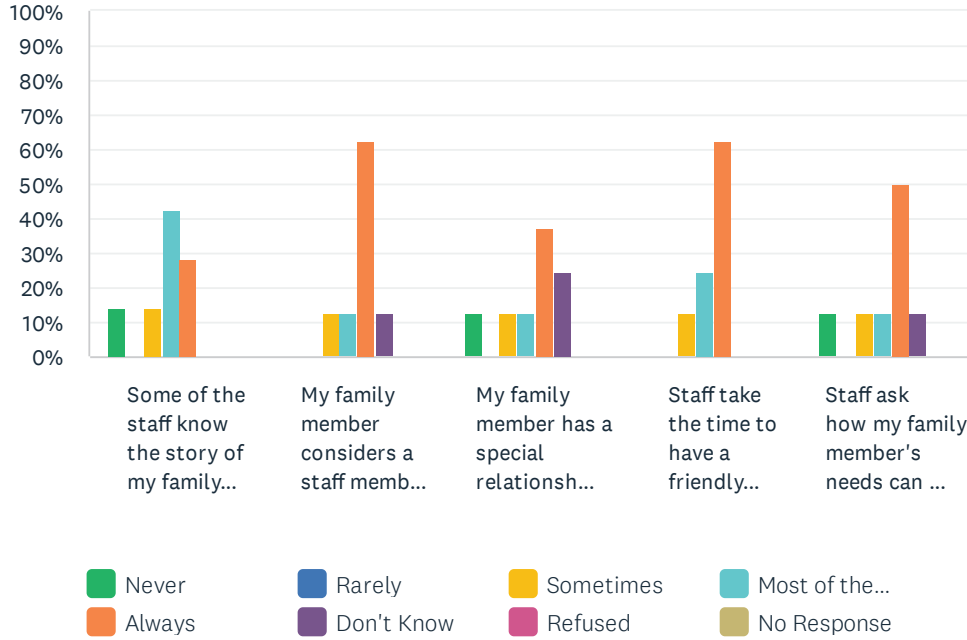
Answered: 8 Skipped: 0



	NEVER	RARELY	SOMETIMES	MOST OF THE TIME	ALWAYS	DON'T KNOW	REFUSED	NO RESPONSE	TOTAL
The care and support my family member gets helps him/her live life the way he/she wants.	0.00% 0	0.00% 0	12.50% 1	37.50% 3	25.00% 2	25.00% 2	0.00% 0	0.00% 0	
Staff respond quickly when my family member asks for assistance.	0.00% 0	12.50% 1	0.00% 0	37.50% 3	25.00% 2	25.00% 2	0.00% 0	0.00% 0	
Caressant Care staff respond to my family member's suggestions.	0.00% 0	0.00% 0	12.50% 1	12.50% 1	50.00% 4	25.00% 2	0.00% 0	0.00% 0	
My family member gets the health services that he/she needs.	0.00% 0	0.00% 0	25.00% 2	0.00% 0	75.00% 6	0.00% 0	0.00% 0	0.00% 0	

Q8 Staff-Resident Bonding: For each statement, please answer with one of the available choices.

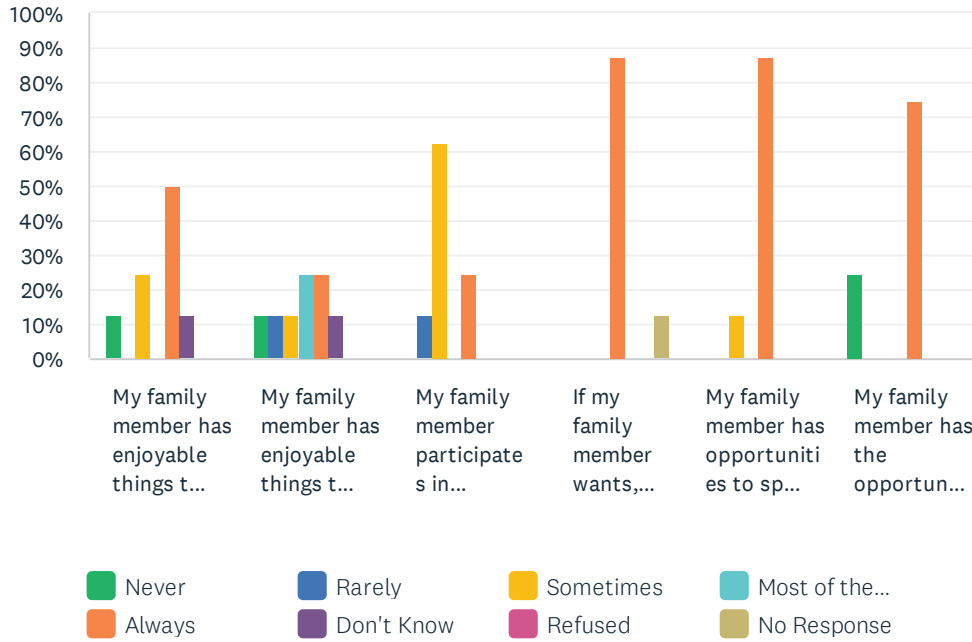
Answered: 8 Skipped: 0



	NEVER	RARELY	SOMETIMES	MOST OF THE TIME	ALWAYS	DON'T KNOW	REFUSED	NO RESPONSE	TOTAL
Some of the staff know the story of my family member's life.	14.29% 1	0.00% 0	14.29% 1	42.86% 3	28.57% 2	0.00% 0	0.00% 0	0.00% 0	7
My family member considers a staff member his/her friend.	0.00% 0	0.00% 0	12.50% 1	12.50% 1	62.50% 5	12.50% 1	0.00% 0	0.00% 0	8
My family member has a special relationship with a staff member.	12.50% 1	0.00% 0	12.50% 1	12.50% 1	37.50% 3	25.00% 2	0.00% 0	0.00% 0	8
Staff take the time to have a friendly conversation with my family member.	0.00% 0	0.00% 0	12.50% 1	25.00% 2	62.50% 5	0.00% 0	0.00% 0	0.00% 0	8
Staff ask how my family member's needs can be met.	12.50% 1	0.00% 0	12.50% 1	12.50% 1	50.00% 4	12.50% 1	0.00% 0	0.00% 0	8

Q9 Activities: For each statement, please answer with one of the available choices.

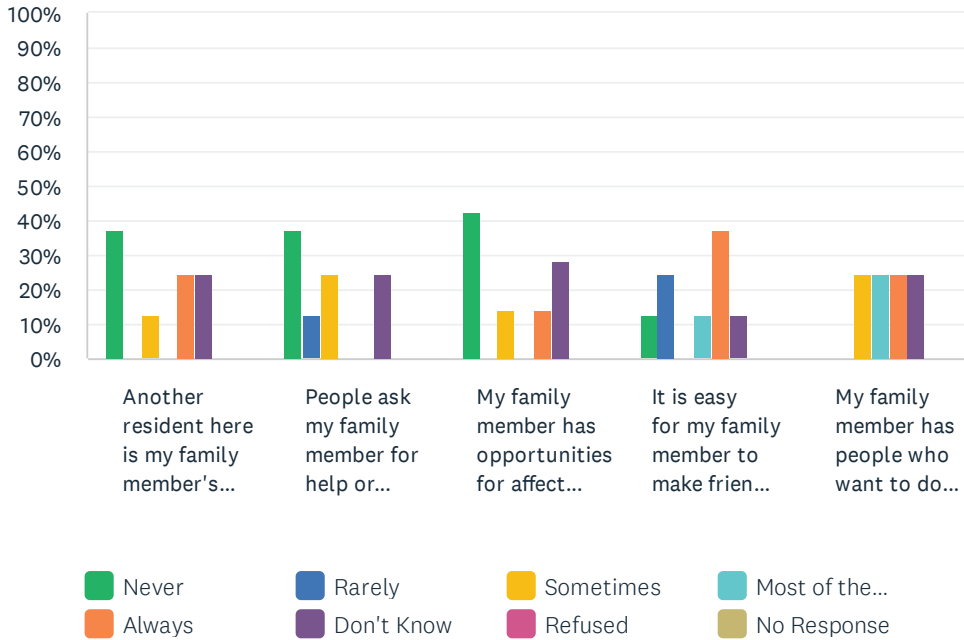
Answered: 8 Skipped: 0



	NEVER	RARELY	SOMETIMES	MOST OF THE TIME	ALWAYS	DON'T KNOW	REFUSED	NO RESPONSE	TOTAL
My family member has enjoyable things to do here on weekends.	12.50% 1	0.00% 0	25.00% 2	0.00% 0	50.00% 4	12.50% 1	0.00% 0	0.00% 0	8
My family member has enjoyable things to do here in the evenings.	12.50% 1	12.50% 1	12.50% 1	25.00% 2	25.00% 2	12.50% 1	0.00% 0	0.00% 0	8
My family member participates in meaningful activities.	0.00% 0	12.50% 1	62.50% 5	0.00% 0	25.00% 2	0.00% 0	0.00% 0	0.00% 0	8
If my family member wants, he/she can participate in religious activities that have meaning to him/her.	0.00% 0	0.00% 0	0.00% 0	0.00% 0	87.50% 7	0.00% 0	0.00% 0	12.50% 1	8
My family member has opportunities to spend time with other like-minded residents.	0.00% 0	0.00% 0	12.50% 1	0.00% 0	87.50% 7	0.00% 0	0.00% 0	0.00% 0	8
My family member has the opportunity to explore new skills and interests.	25.00% 2	0.00% 0	0.00% 0	0.00% 0	75.00% 6	0.00% 0	0.00% 0	0.00% 0	8

Q10 Personal Relationships: For each statement, please answer with one of the available choices.

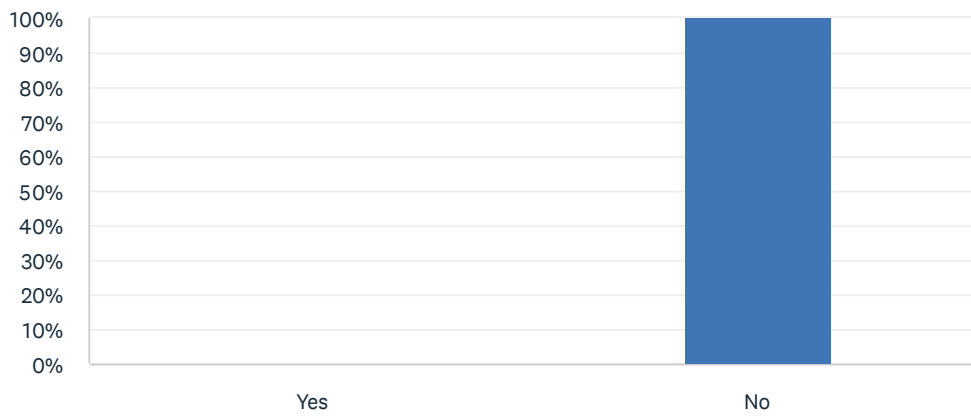
Answered: 8 Skipped: 0



	NEVER	RARELY	SOMETIMES	MOST OF THE TIME	ALWAYS	DON'T KNOW	REFUSED	NO RESPONSE	TOTAL
Another resident here is my family member's close friend.	37.50% 3	0.00% 0	12.50% 1	0.00% 0	25.00% 2	25.00% 2	0.00% 0	0.00% 0	8
People ask my family member for help or advice.	37.50% 3	12.50% 1	25.00% 2	0.00% 0	0.00% 0	25.00% 2	0.00% 0	0.00% 0	8
My family member has opportunities for affection or romance.	42.86% 3	0.00% 0	14.29% 1	0.00% 0	14.29% 1	28.57% 2	0.00% 0	0.00% 0	7
It is easy for my family member to make friends here.	12.50% 1	25.00% 2	0.00% 0	12.50% 1	37.50% 3	12.50% 1	0.00% 0	0.00% 0	8
My family member has people who want to do things together with him/her.	0.00% 0	0.00% 0	25.00% 2	25.00% 2	25.00% 2	25.00% 2	0.00% 0	0.00% 0	8

Q11 Your family member is part of a couple.

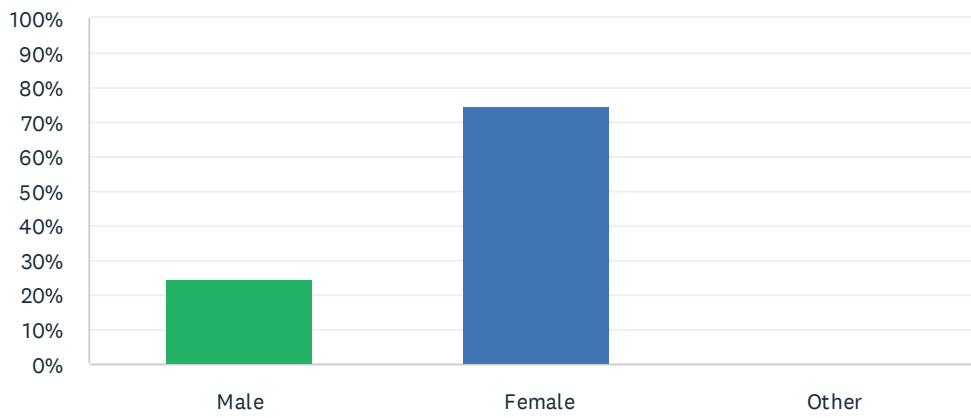
Answered: 8 Skipped: 0



ANSWER CHOICES	RESPONSES	
Yes	0.00%	0
No	100.00%	8
TOTAL		8

Q12 Your family member's gender is:

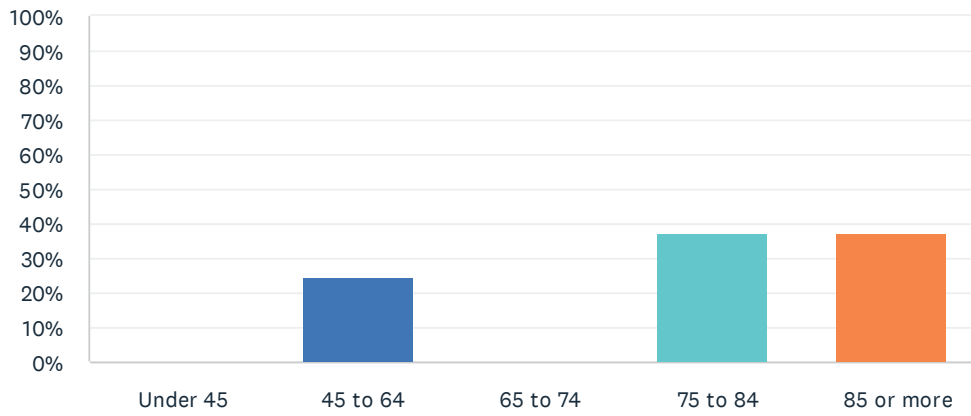
Answered: 8 Skipped: 0



ANSWER CHOICES	RESPONSES	
Male	25.00%	2
Female	75.00%	6
Other	0.00%	0
TOTAL		8

Q13 Your family member's age in years is:

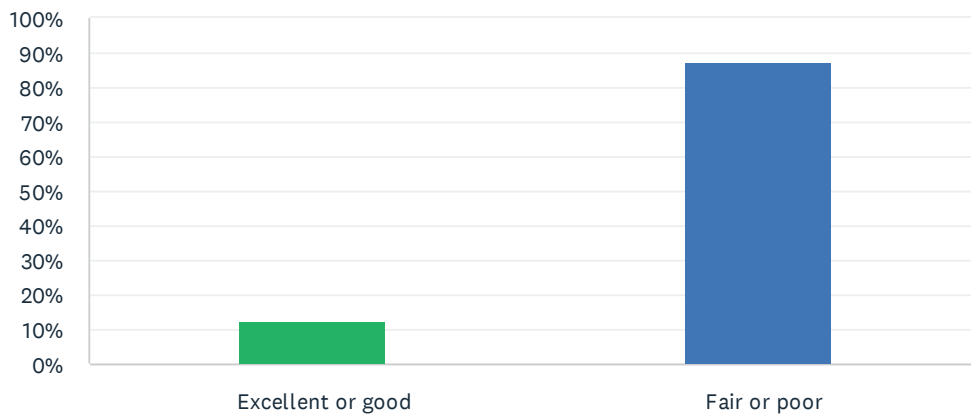
Answered: 8 Skipped: 0



ANSWER CHOICES	RESPONSES	
Under 45	0.00%	0
45 to 64	25.00%	2
65 to 74	0.00%	0
75 to 84	37.50%	3
85 or more	37.50%	3
TOTAL		8

Q14 Your family member's health is:

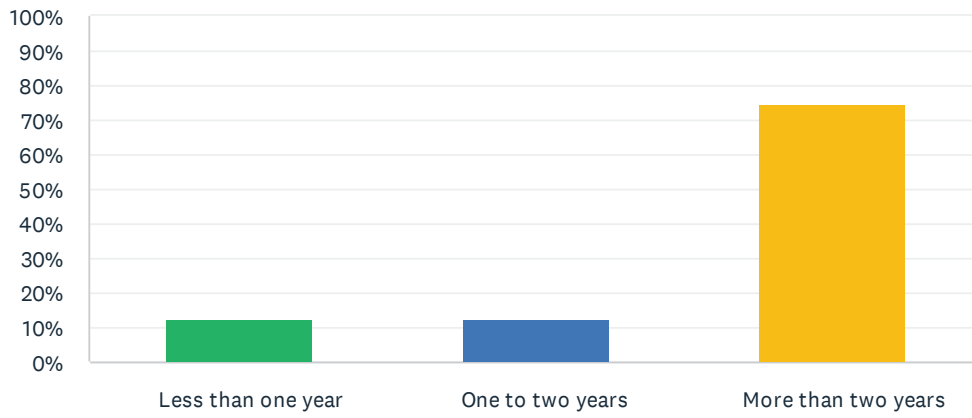
Answered: 8 Skipped: 0



ANSWER CHOICES	RESPONSES	
Excellent or good	12.50%	1
Fair or poor	87.50%	7
TOTAL		8

Q15 Your family member has lived at this LTC Home for:

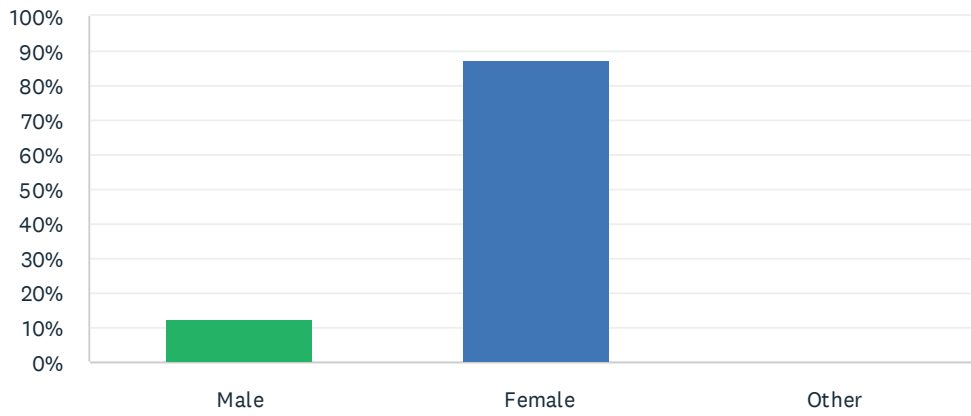
Answered: 8 Skipped: 0



ANSWER CHOICES	RESPONSES
Less than one year	12.50% 1
One to two years	12.50% 1
More than two years	75.00% 6
TOTAL	8

Q16 Your gender is:

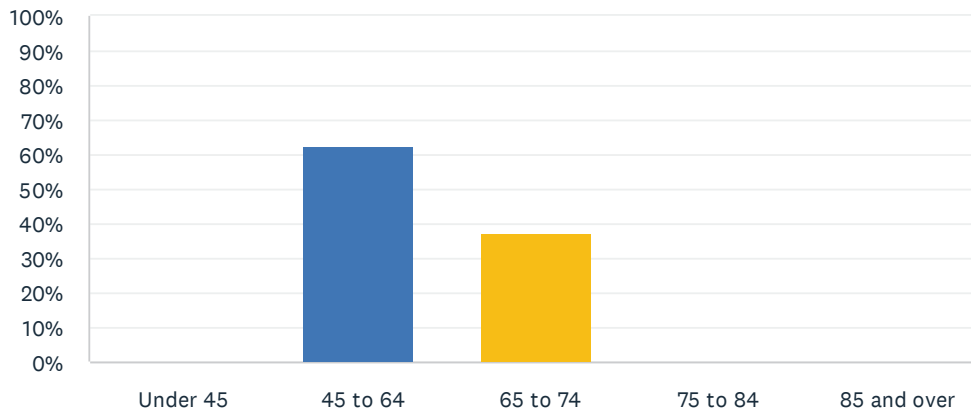
Answered: 8 Skipped: 0



ANSWER CHOICES	RESPONSES
Male	12.50% 1
Female	87.50% 7
Other	0.00% 0
TOTAL	8

Q17 Your age in years is:

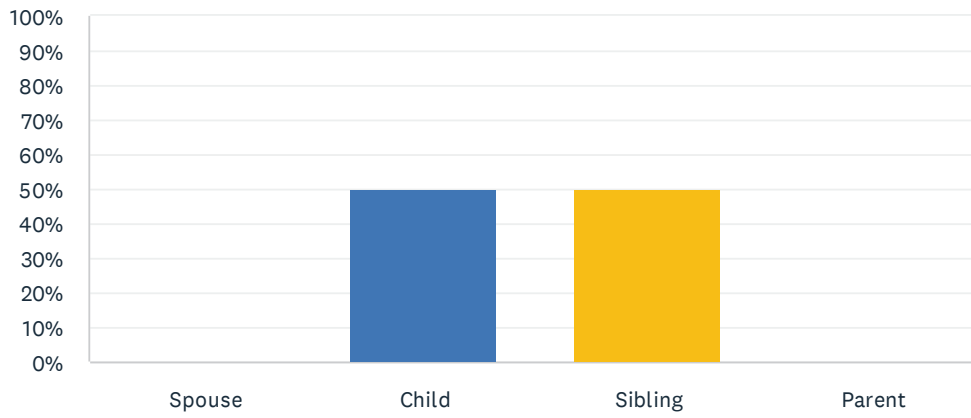
Answered: 8 Skipped: 0



ANSWER CHOICES	RESPONSES	
Under 45	0.00%	0
45 to 64	62.50%	5
65 to 74	37.50%	3
75 to 84	0.00%	0
85 and over	0.00%	0
TOTAL		8

Q18 Your relationship to the resident is:

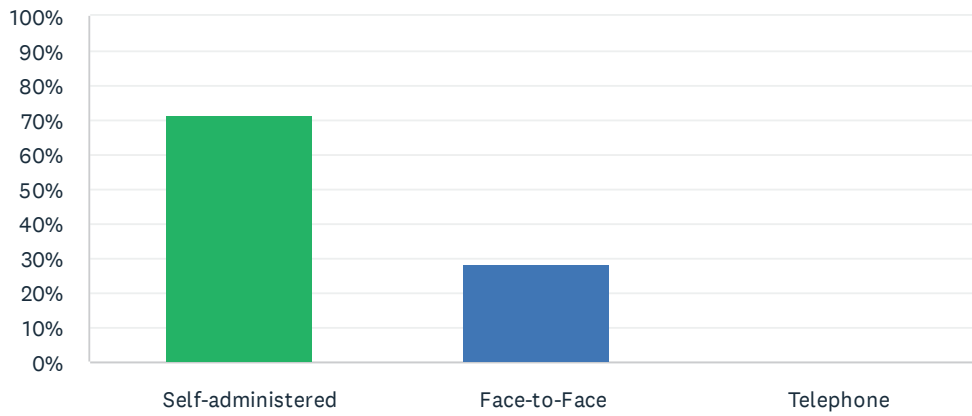
Answered: 8 Skipped: 0



ANSWER CHOICES	RESPONSES	
Spouse	0.00%	0
Child	50.00%	4
Sibling	50.00%	4
Parent	0.00%	0
TOTAL		8

Q19 Survey Method:

Answered: 7 Skipped: 1



ANSWER CHOICES	RESPONSES	
Self-administered	71.43%	5
Face-to-Face	28.57%	2
Telephone	0.00%	0
TOTAL		7