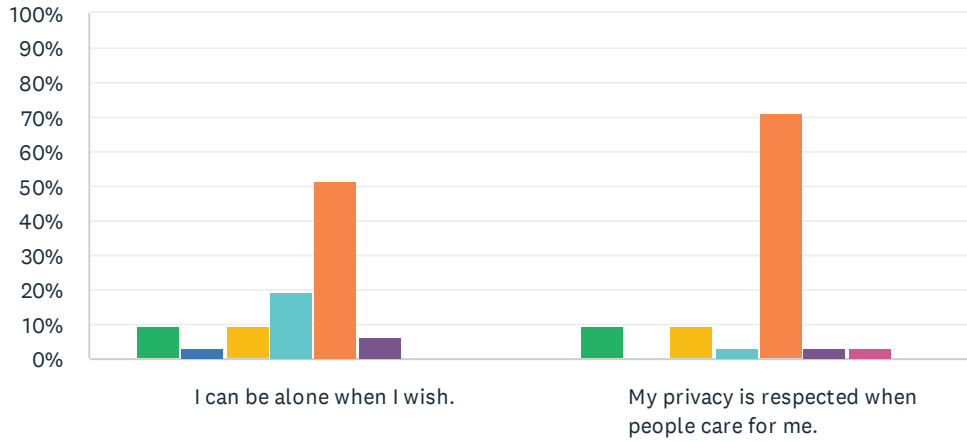


Q1 Privacy: First, I'd like to talk to you about privacy. For each statement, please answer with one of the available choices.

Answered: 31 Skipped: 0

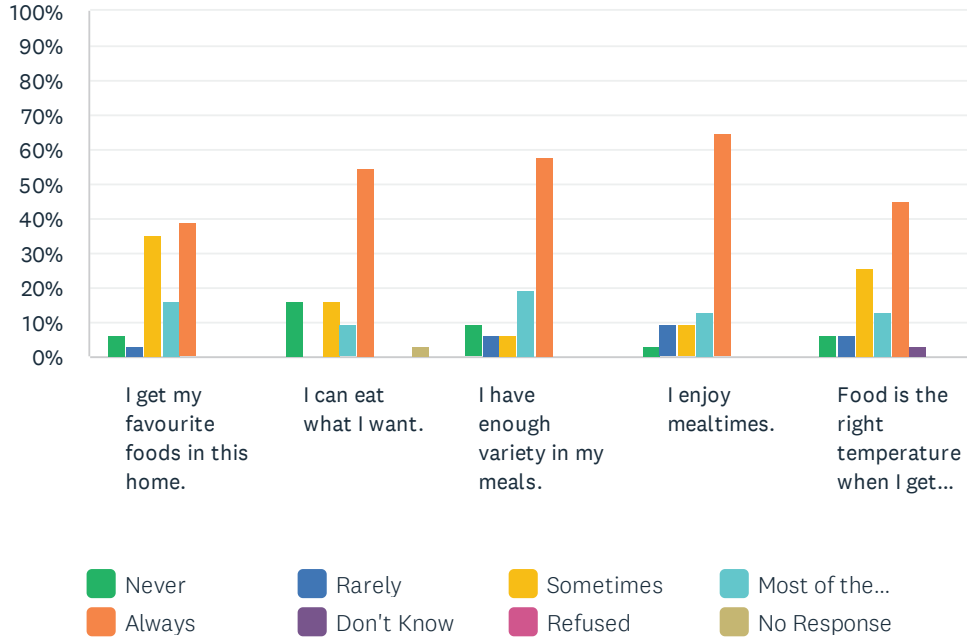


■ Never ■ Rarely ■ Sometimes ■ Most of the...
■ Always ■ Don't Know ■ Refused ■ No Response

	NEVER	RARELY	SOMETIMES	MOST OF THE TIME	ALWAYS	DON'T KNOW	REFUSED	NO RESPONSE	TOTAL
I can be alone when I wish.	9.68% 3	3.23% 1	9.68% 3	19.35% 6	51.61% 16	6.45% 2	0.00% 0	0.00% 0	31
My privacy is respected when people care for me.	9.68% 3	0.00% 0	9.68% 3	3.23% 1	70.97% 22	3.23% 1	3.23% 1	0.00% 0	31

Q2 Food and Meals: The items that follow are about food. For each statement, please answer one of the available choices.

Answered: 31 Skipped: 0



	NEVER	RARELY	SOMETIMES	MOST OF THE TIME	ALWAYS	DON'T KNOW	REFUSED	NO RESPONSE	TOTAL
I get my favourite foods in this home.	6.45% 2	3.23% 1	35.48% 11	16.13% 5	38.71% 12	0.00% 0	0.00% 0	0.00% 0	31
I can eat what I want.	16.13% 5	0.00% 0	16.13% 5	9.68% 3	54.84% 17	0.00% 0	0.00% 0	3.23% 1	31
I have enough variety in my meals.	9.68% 3	6.45% 2	6.45% 2	19.35% 6	58.06% 18	0.00% 0	0.00% 0	0.00% 0	31
I enjoy mealtimes.	3.23% 1	9.68% 3	9.68% 3	12.90% 4	64.52% 20	0.00% 0	0.00% 0	0.00% 0	31
Food is the right temperature when I get to eat it.	6.45% 2	6.45% 2	25.81% 8	12.90% 4	45.16% 14	3.23% 1	0.00% 0	0.00% 0	31

Q3 What are your most favourite dishes that we offer?

Answered: 23 Skipped: 8

#	RESPONSES	DATE
1	salads	11/3/2023 1:18 PM
2	Oatmeal	8/10/2023 11:44 AM
3	Meat lasagna	8/10/2023 11:11 AM
4	anything	7/13/2023 3:08 PM
5	chicken	7/13/2023 3:06 PM
6	vegetables, gravy	7/13/2023 1:50 PM
7	Hamburgers	6/22/2023 3:48 PM
8	Cookies	6/22/2023 3:45 PM
9	Roast beef	6/2/2023 8:34 AM
10	all good	6/2/2023 8:32 AM
11	Salmon	5/12/2023 4:24 PM
12	Tomato soup	4/21/2023 8:08 AM
13	meat loaf, soups	4/11/2023 8:30 AM
14	cherry cheese cake	4/11/2023 8:27 AM
15	anything for breakfast	4/11/2023 8:23 AM
16	hamburgers and pizza	4/11/2023 8:20 AM
17	Chocolate milk	4/11/2023 8:14 AM
18	ice cream, macaroni	3/22/2023 3:53 PM
19	spaghetti and meatballs	3/22/2023 3:38 PM
20	don't know	3/9/2023 11:00 AM
21	Liver and Onions	3/8/2023 3:58 PM
22	most likely Chinese	3/8/2023 3:32 PM
23	pizza	3/8/2023 3:26 PM

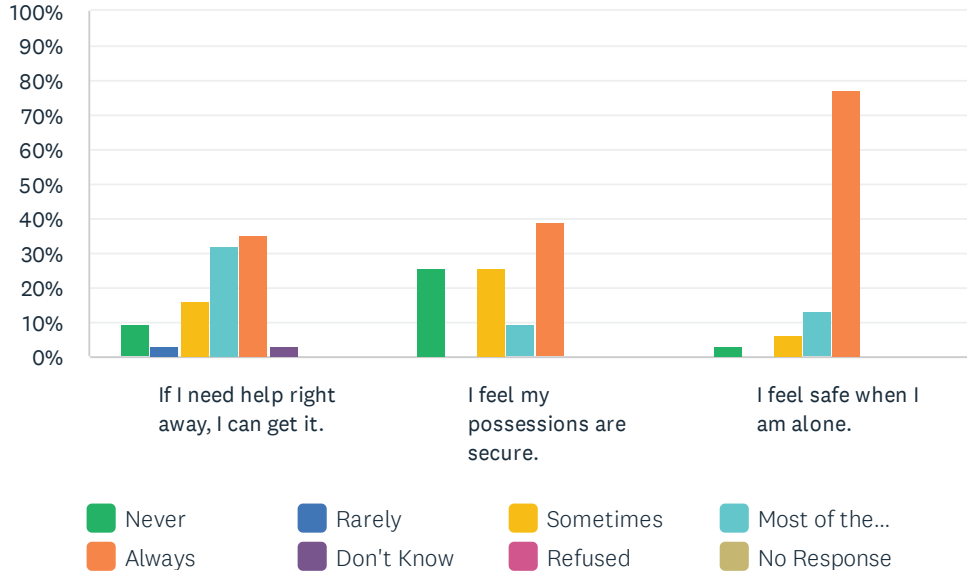
Q4 What are your least favourite dishes that we offer?

Answered: 22 Skipped: 9

#	RESPONSES	DATE
1	n/a	11/3/2023 1:18 PM
2	All of them.	8/10/2023 11:44 AM
3	N/A	8/10/2023 11:11 AM
4	noodles	7/13/2023 3:06 PM
5	turnip, squash, green beans	7/13/2023 2:25 PM
6	liver	7/13/2023 1:50 PM
7	Fish	6/22/2023 3:45 PM
8	Pork chops not cooked and tougher than hell	6/7/2023 3:04 PM
9	Meat loaf	6/2/2023 8:34 AM
10	none	6/2/2023 8:32 AM
11	Roast beef	5/12/2023 4:24 PM
12	Eggs	4/21/2023 8:08 AM
13	Need more variety for cereals	4/21/2023 8:01 AM
14	mushroom soup	4/11/2023 8:27 AM
15	liver	4/11/2023 8:23 AM
16	mashed potatoes, mcribs, anything with squash	4/11/2023 8:20 AM
17	Mushroom soup, anything with mushrooms	4/11/2023 8:14 AM
18	n/a	3/22/2023 3:53 PM
19	kiwi, corn, juice	3/22/2023 3:38 PM
20	nothing	3/9/2023 11:00 AM
21	McRib	3/8/2023 3:58 PM
22	fish	3/8/2023 3:26 PM

Q5 Safety and Security: Now let's talk about safety. For each statement, please answer one of the available choices.

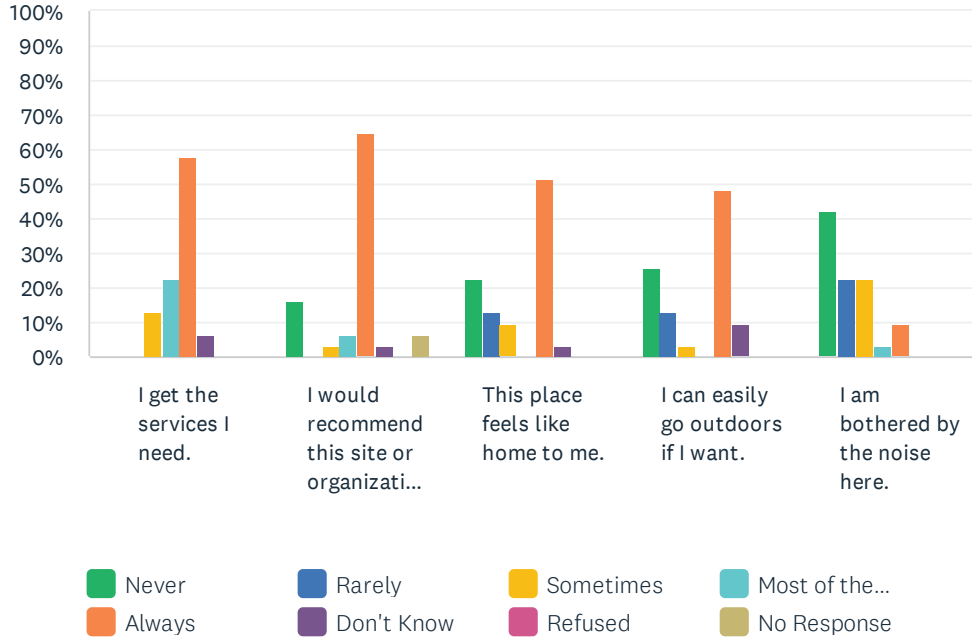
Answered: 31 Skipped: 0



	NEVER	RARELY	SOMETIMES	MOST OF THE TIME	ALWAYS	DON'T KNOW	REFUSED	NO RESPONSE	TOTAL
If I need help right away, I can get it.	9.68% 3	3.23% 1	16.13% 5	32.26% 10	35.48% 11	3.23% 1	0.00% 0	0.00% 0	31
I feel my possessions are secure.	25.81% 8	0.00% 0	25.81% 8	9.68% 3	38.71% 12	0.00% 0	0.00% 0	0.00% 0	31
I feel safe when I am alone.	3.23% 1	0.00% 0	6.45% 2	12.90% 4	77.42% 24	0.00% 0	0.00% 0	0.00% 0	31

Q6 Comfort Items: The items that follow focus on your life here. For each statement, please answer with one of the available choices.

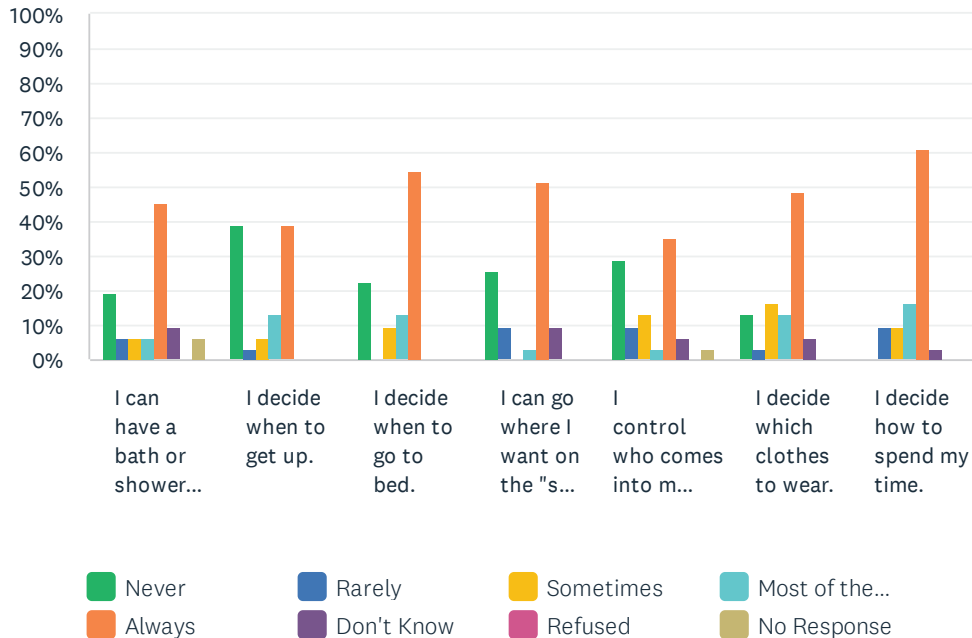
Answered: 31 Skipped: 0



	NEVER	RARELY	SOMETIMES	MOST OF THE TIME	ALWAYS	DON'T KNOW	REFUSED	NO RESPONSE	TOTAL
I get the services I need.	0.00% 0	0.00% 0	12.90% 4	22.58% 7	58.06% 18	6.45% 2	0.00% 0	0.00% 0	31
I would recommend this site or organization to others.	16.13% 5	0.00% 0	3.23% 1	6.45% 2	64.52% 20	3.23% 1	0.00% 0	6.45% 2	31
This place feels like home to me.	22.58% 7	12.90% 4	9.68% 3	0.00% 0	51.61% 16	3.23% 1	0.00% 0	0.00% 0	31
I can easily go outdoors if I want.	25.81% 8	12.90% 4	3.23% 1	0.00% 0	48.39% 15	9.68% 3	0.00% 0	0.00% 0	31
I am bothered by the noise here.	41.94% 13	22.58% 7	22.58% 7	3.23% 1	9.68% 3	0.00% 0	0.00% 0	0.00% 0	31

Q7 Daily Decision Items (Autonomy): The items that follow focus on your daily decisions. For each statement, please answer with one of the available choices.

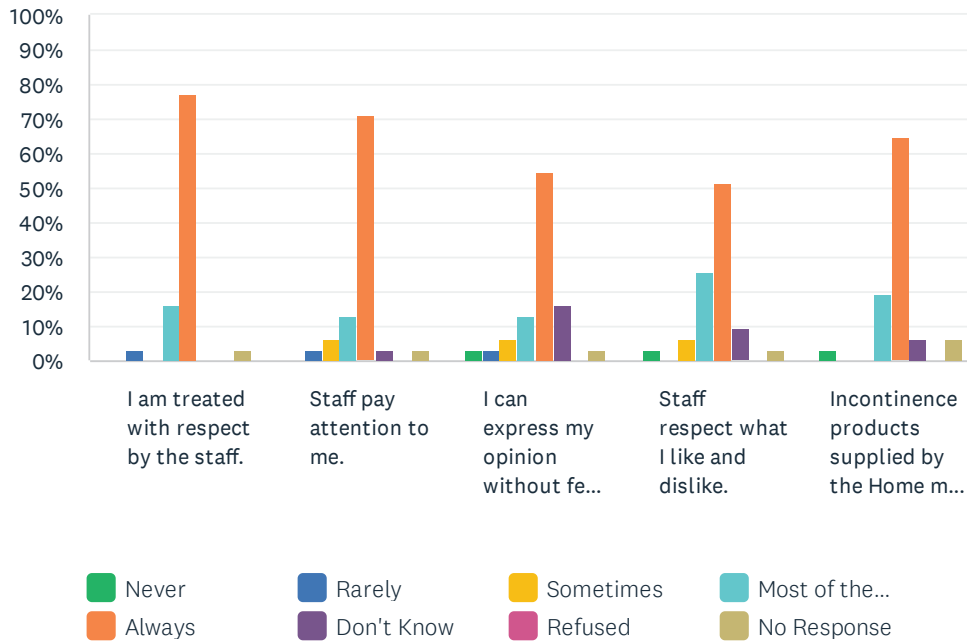
Answered: 31 Skipped: 0



	NEVER	RARELY	SOMETIMES	MOST OF THE TIME	ALWAYS	DON'T KNOW	REFUSED	NO RESPONSE	TOTAL
I can have a bath or shower as often as I want.	19.35% 6	6.45% 2	6.45% 2	6.45% 2	45.16% 14	9.68% 3	0.00% 0	6.45% 2	31
I decide when to get up.	38.71% 12	3.23% 1	6.45% 2	12.90% 4	38.71% 12	0.00% 0	0.00% 0	0.00% 0	31
I decide when to go to bed.	22.58% 7	0.00% 0	9.68% 3	12.90% 4	54.84% 17	0.00% 0	0.00% 0	0.00% 0	31
I can go where I want on the "spur of the moment."	25.81% 8	9.68% 3	0.00% 0	3.23% 1	51.61% 16	9.68% 3	0.00% 0	0.00% 0	31
I control who comes into my room.	29.03% 9	9.68% 3	12.90% 4	3.23% 1	35.48% 11	6.45% 2	0.00% 0	3.23% 1	31
I decide which clothes to wear.	12.90% 4	3.23% 1	16.13% 5	12.90% 4	48.39% 15	6.45% 2	0.00% 0	0.00% 0	31
I decide how to spend my time.	0.00% 0	9.68% 3	9.68% 3	16.13% 5	61.29% 19	3.23% 1	0.00% 0	0.00% 0	31

Q8 Respect by Staff: Now I'd like to discuss how you feel about staff here. For each statement, please answer one of the available choices.

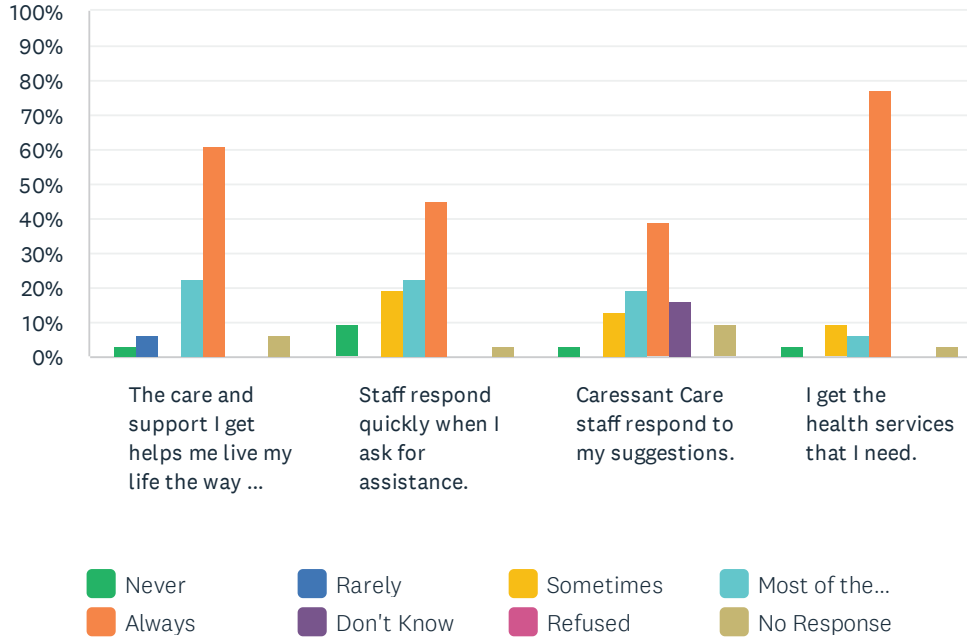
Answered: 31 Skipped: 0



	NEVER	RARELY	SOMETIMES	MOST OF THE TIME	ALWAYS	DON'T KNOW	REFUSED	NO RESPONSE	TOTAL
I am treated with respect by the staff.	0.00% 0	3.23% 1	0.00% 0	16.13% 5	77.42% 24	0.00% 0	0.00% 0	3.23% 1	31
Staff pay attention to me.	0.00% 0	3.23% 1	6.45% 2	12.90% 4	70.97% 22	3.23% 1	0.00% 0	3.23% 1	31
I can express my opinion without fear of consequences.	3.23% 1	3.23% 1	6.45% 2	12.90% 4	54.84% 17	16.13% 5	0.00% 0	3.23% 1	31
Staff respect what I like and dislike.	3.23% 1	0.00% 0	6.45% 2	25.81% 8	51.61% 16	9.68% 3	0.00% 0	3.23% 1	31
Incontinence products supplied by the Home meet my needs.	3.23% 1	0.00% 0	0.00% 0	19.35% 6	64.52% 20	6.45% 2	0.00% 0	6.45% 2	31

Q9 Staff Responsiveness: For each statement, please answer with one of the available choices.

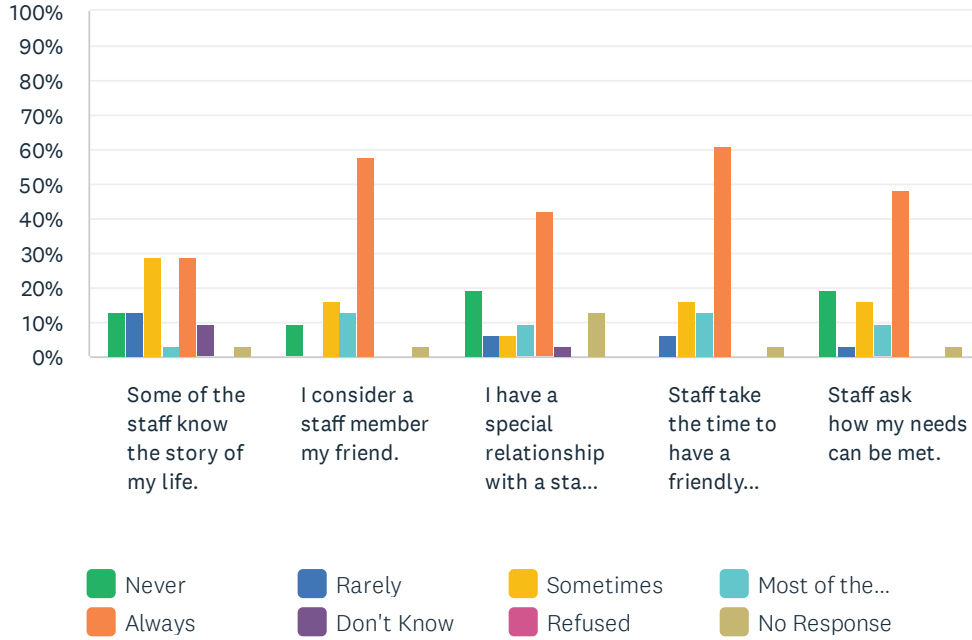
Answered: 31 Skipped: 0



	NEVER	RARELY	SOMETIMES	MOST OF THE TIME	ALWAYS	DON'T KNOW	REFUSED	NO RESPONSE	TOTAL
The care and support I get helps me live my life the way I want.	3.23% 1	6.45% 2	0.00% 0	22.58% 7	61.29% 19	0.00% 0	0.00% 0	6.45% 2	31
Staff respond quickly when I ask for assistance.	9.68% 3	0.00% 0	19.35% 6	22.58% 7	45.16% 14	0.00% 0	0.00% 0	3.23% 1	31
Caressant Care staff respond to my suggestions.	3.23% 1	0.00% 0	12.90% 4	19.35% 6	38.71% 12	16.13% 5	0.00% 0	9.68% 3	31
I get the health services that I need.	3.23% 1	0.00% 0	9.68% 3	6.45% 2	77.42% 24	0.00% 0	0.00% 0	3.23% 1	31

Q10 Staff-Resident Bonding: For each statement, please answer with one of the available choices.

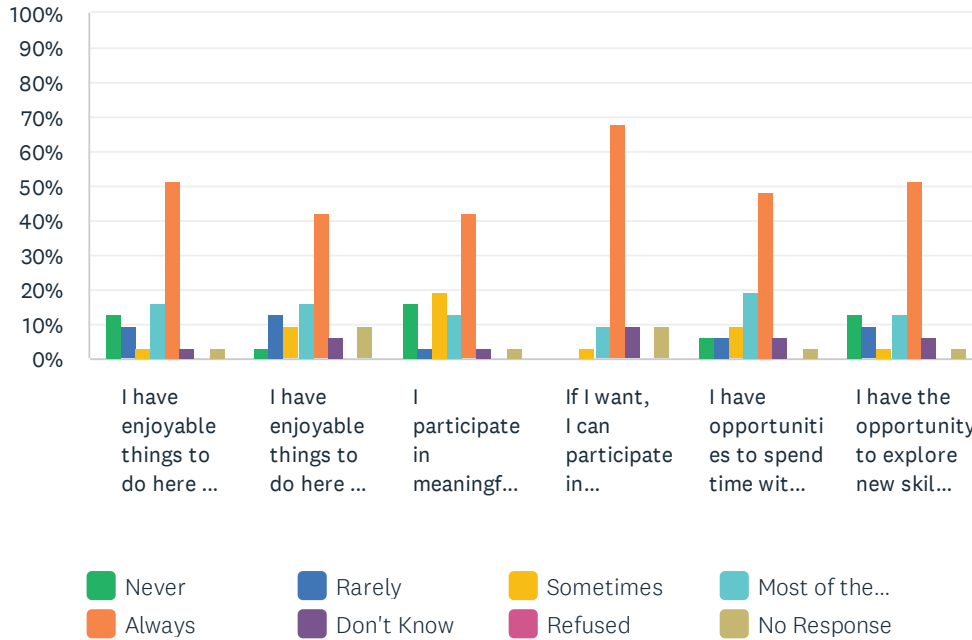
Answered: 31 Skipped: 0



	NEVER	RARELY	SOMETIMES	MOST OF THE TIME	ALWAYS	DON'T KNOW	REFUSED	NO RESPONSE	TOTAL
Some of the staff know the story of my life.	12.90% 4	12.90% 4	29.03% 9	3.23% 1	29.03% 9	9.68% 3	0.00% 0	3.23% 1	31
I consider a staff member my friend.	9.68% 3	0.00% 0	16.13% 5	12.90% 4	58.06% 18	0.00% 0	0.00% 0	3.23% 1	31
I have a special relationship with a staff member.	19.35% 6	6.45% 2	6.45% 2	9.68% 3	41.94% 13	3.23% 1	0.00% 0	12.90% 4	31
Staff take the time to have a friendly conversation with me.	0.00% 0	6.45% 2	16.13% 5	12.90% 4	61.29% 19	0.00% 0	0.00% 0	3.23% 1	31
Staff ask how my needs can be met.	19.35% 6	3.23% 1	16.13% 5	9.68% 3	48.39% 15	0.00% 0	0.00% 0	3.23% 1	31

Q11 Activities: Now, let's look at how you feel about activities. For each statement, please answer with one of the available choices.

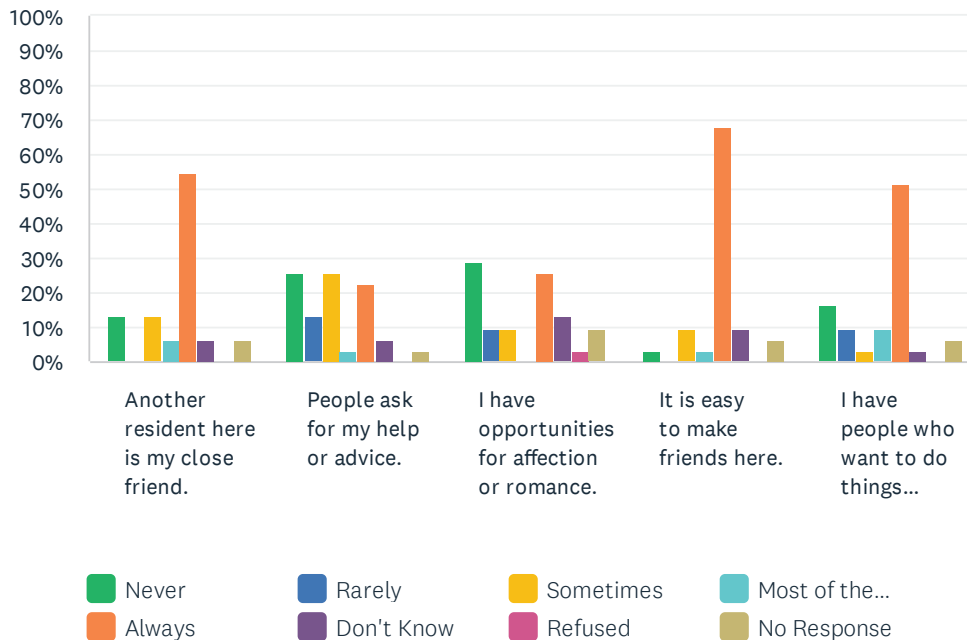
Answered: 31 Skipped: 0



	NEVER	RARELY	SOMETIMES	MOST OF THE TIME	ALWAYS	DON'T KNOW	REFUSED	NO RESPONSE	TOTAL
I have enjoyable things to do here on weekends.	12.90% 4	9.68% 3	3.23% 1	16.13% 5	51.61% 16	3.23% 1	0.00% 0	3.23% 1	31
I have enjoyable things to do here in the evenings.	3.23% 1	12.90% 4	9.68% 3	16.13% 5	41.94% 13	6.45% 2	0.00% 0	9.68% 3	31
I participate in meaningful activities.	16.13% 5	3.23% 1	19.35% 6	12.90% 4	41.94% 13	3.23% 1	0.00% 0	3.23% 1	31
If I want, I can participate in religious activities that have meaning to me.	0.00% 0	0.00% 0	3.23% 1	9.68% 3	67.74% 21	9.68% 3	0.00% 0	9.68% 3	31
I have opportunities to spend time with other like-minded residents.	6.45% 2	6.45% 2	9.68% 3	19.35% 6	48.39% 15	6.45% 2	0.00% 0	3.23% 1	31
I have the opportunity to explore new skills and interests.	12.90% 4	9.68% 3	3.23% 1	12.90% 4	51.61% 16	6.45% 2	0.00% 0	3.23% 1	31

Q12 Personal Relationships: Next, we will talk about your relationships with others. For each statement, please answer with one of the available choices.

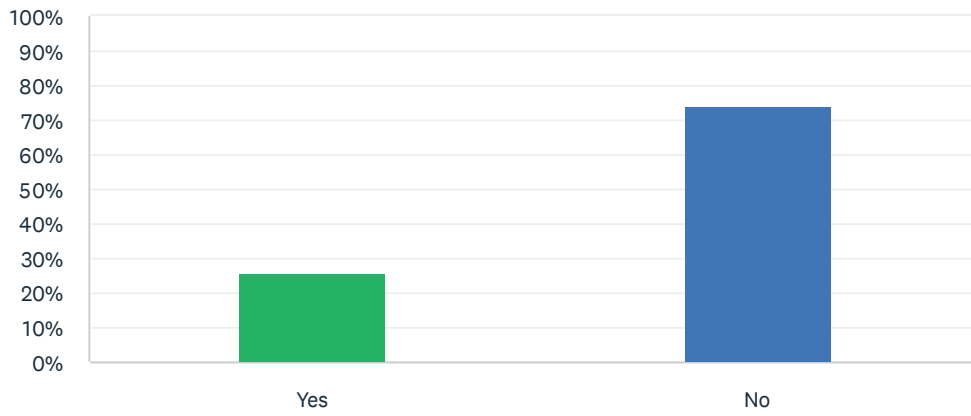
Answered: 31 Skipped: 0



	NEVER	RARELY	SOMETIMES	MOST OF THE TIME	ALWAYS	DON'T KNOW	REFUSED	NO RESPONSE	TOTAL
Another resident here is my close friend.	12.90% 4	0.00% 0	12.90% 4	6.45% 2	54.84% 17	6.45% 2	0.00% 0	6.45% 2	31
People ask for my help or advice.	25.81% 8	12.90% 4	25.81% 8	3.23% 1	22.58% 7	6.45% 2	0.00% 0	3.23% 1	31
I have opportunities for affection or romance.	29.03% 9	9.68% 3	9.68% 3	0.00% 0	25.81% 8	12.90% 4	3.23% 1	9.68% 3	31
It is easy to make friends here.	3.23% 1	0.00% 0	9.68% 3	3.23% 1	67.74% 21	9.68% 3	0.00% 0	6.45% 2	31
I have people who want to do things together with me.	16.13% 5	9.68% 3	3.23% 1	9.68% 3	51.61% 16	3.23% 1	0.00% 0	6.45% 2	31

Q13 I am part of a couple.

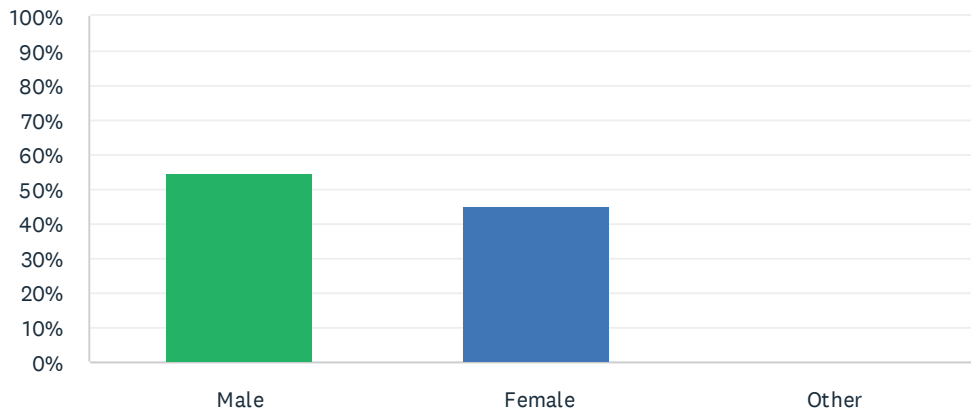
Answered: 31 Skipped: 0



ANSWER CHOICES	RESPONSES	
Yes	25.81%	8
No	74.19%	23
TOTAL		31

Q14 My gender is:

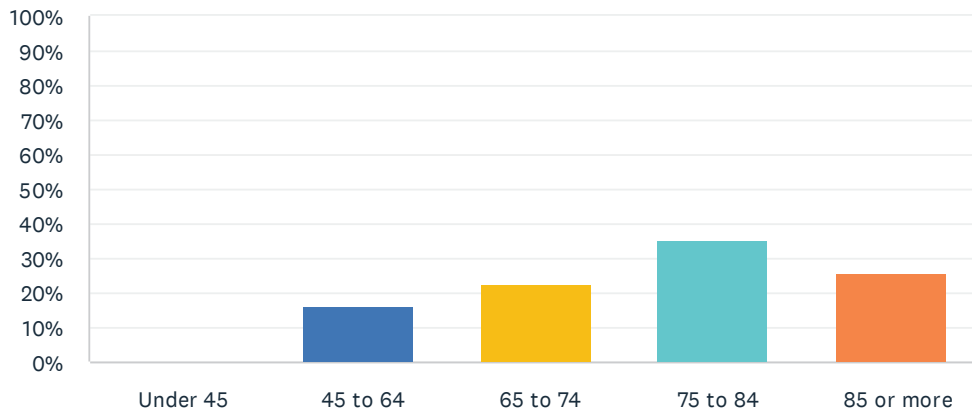
Answered: 31 Skipped: 0



ANSWER CHOICES	RESPONSES	
Male	54.84%	17
Female	45.16%	14
Other	0.00%	0
TOTAL		31

Q15 My age in years is:

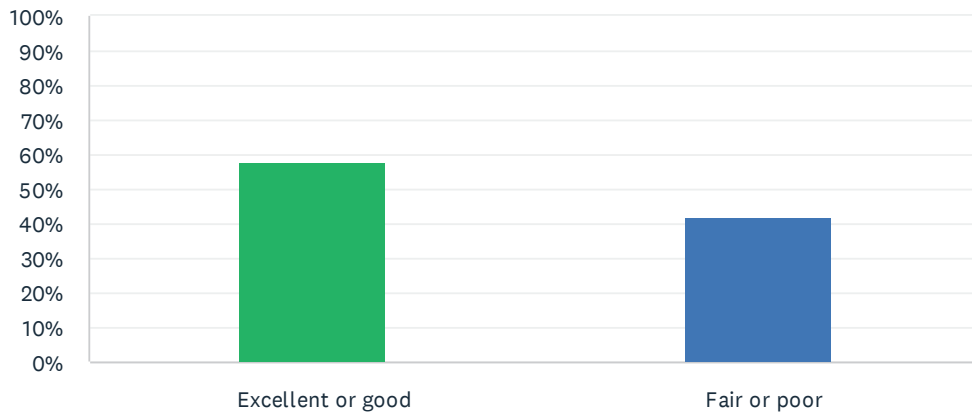
Answered: 31 Skipped: 0



ANSWER CHOICES	RESPONSES
Under 45	0.00% 0
45 to 64	16.13% 5
65 to 74	22.58% 7
75 to 84	35.48% 11
85 or more	25.81% 8
TOTAL	31

Q16 My health is:

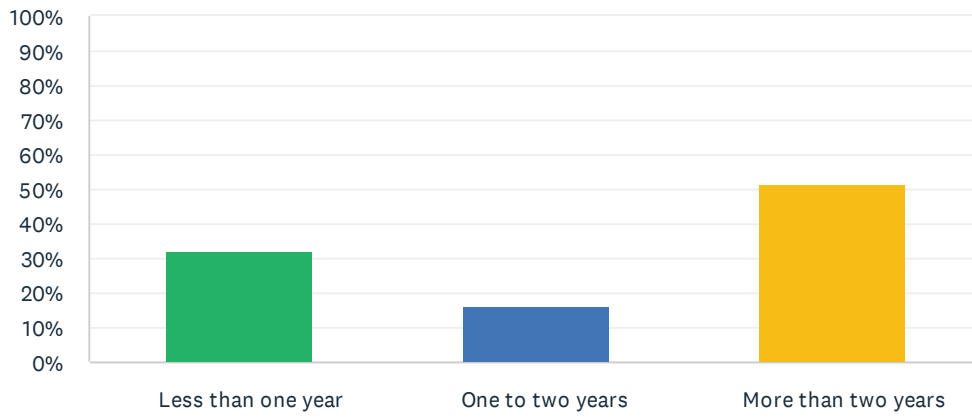
Answered: 31 Skipped: 0



ANSWER CHOICES	RESPONSES	
Excellent or good	58.06%	18
Fair or poor	41.94%	13
TOTAL		31

Q17 I have lived at this LTC Home for:

Answered: 31 Skipped: 0



ANSWER CHOICES	RESPONSES	
Less than one year	32.26%	10
One to two years	16.13%	5
More than two years	51.61%	16
TOTAL		31