

Q1 Privacy: For each statement, please answer with one of the available choices.

Answered: 12 Skipped: 0

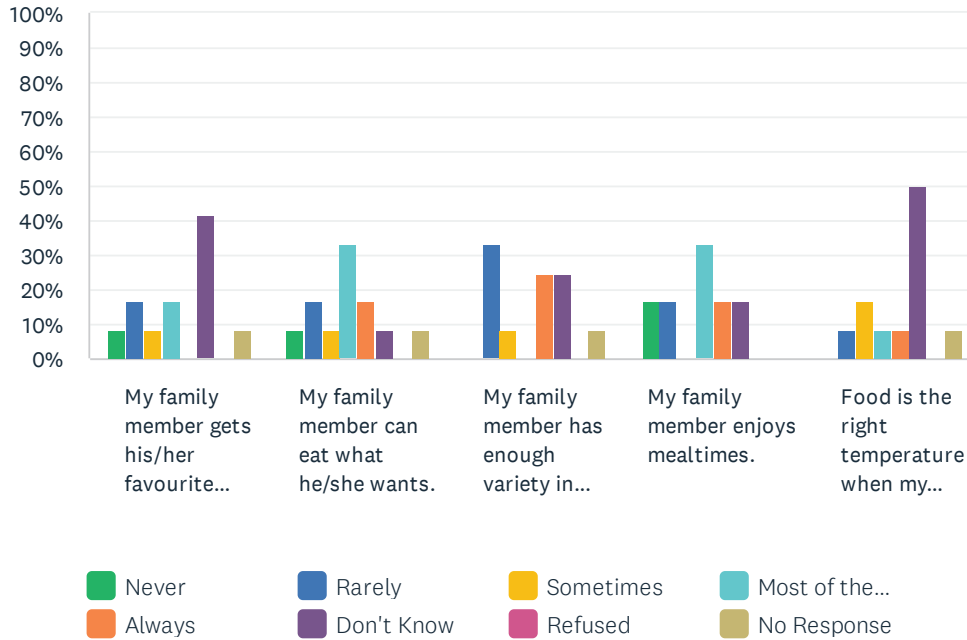


■ Never ■ Rarely ■ Sometimes ■ Most of the...
■ Always ■ Don't Know ■ Refused ■ No Response

	NEVER	RARELY	SOMETIMES	MOST OF THE TIME	ALWAYS	DON'T KNOW	REFUSED	NO RESPONSE	TOTAL
My family member can be alone when he/she wishes.	8.33% 1	0.00% 0	8.33% 1	41.67% 5	25.00% 3	8.33% 1	0.00% 0	8.33% 1	12
My family member's privacy is respected when people care for him/her.	0.00% 0	0.00% 0	9.09% 1	45.45% 5	45.45% 5	0.00% 0	0.00% 0	0.00% 0	11

Q2 Food and Meals: For each statement, please answer one of the available choices.

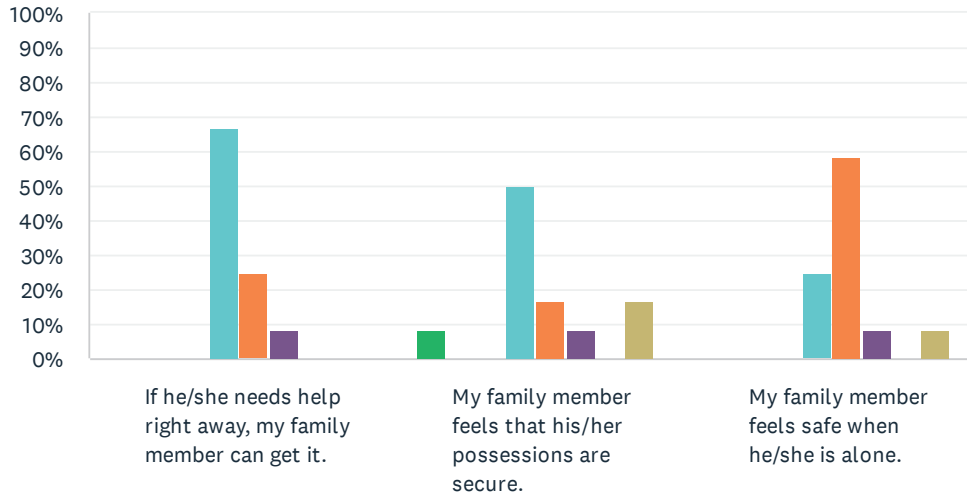
Answered: 12 Skipped: 0



	NEVER	RARELY	SOMETIMES	MOST OF THE TIME	ALWAYS	DON'T KNOW	REFUSED	NO RESPONSE	TOTAL
My family member gets his/her favourite foods in this home.	8.33% 1	16.67% 2	8.33% 1	16.67% 2	0.00% 0	41.67% 5	0.00% 0	8.33% 1	12
My family member can eat what he/she wants.	8.33% 1	16.67% 2	8.33% 1	33.33% 4	16.67% 2	8.33% 1	0.00% 0	8.33% 1	12
My family member has enough variety in his/her meals.	0.00% 0	33.33% 4	8.33% 1	0.00% 0	25.00% 3	25.00% 3	0.00% 0	8.33% 1	12
My family member enjoys mealtimes.	16.67% 2	16.67% 2	0.00% 0	33.33% 4	16.67% 2	16.67% 2	0.00% 0	0.00% 0	12
Food is the right temperature when my family member gets to eat it.	0.00% 0	8.33% 1	16.67% 2	8.33% 1	8.33% 1	50.00% 6	0.00% 0	8.33% 1	12

Q3 Safety and Security: For each statement, please answer one of the available choices.

Answered: 12 Skipped: 0

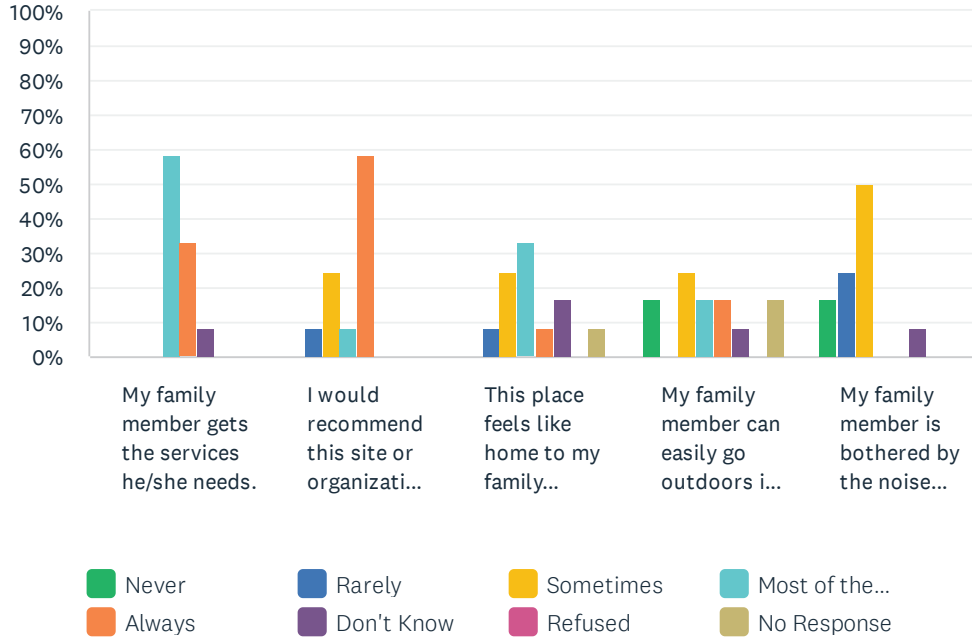


■ Never ■ Rarely ■ Sometimes ■ Most of the...
■ Always ■ Don't Know ■ Refused ■ No Response

	NEVER	RARELY	SOMETIMES	MOST OF THE TIME	ALWAYS	DON'T KNOW	REFUSED	NO RESPONSE	TOTAL
If he/she needs help right away, my family member can get it.	0.00% 0	0.00% 0	0.00% 0	66.67% 8	25.00% 3	8.33% 1	0.00% 0	0.00% 0	12
My family member feels that his/her possessions are secure.	8.33% 1	0.00% 0	0.00% 0	50.00% 6	16.67% 2	8.33% 1	0.00% 0	16.67% 2	12
My family member feels safe when he/she is alone.	0.00% 0	0.00% 0	0.00% 0	25.00% 3	58.33% 7	8.33% 1	0.00% 0	8.33% 1	12

Q4 Comfort Items: For each statement, please answer with one of the available choices.

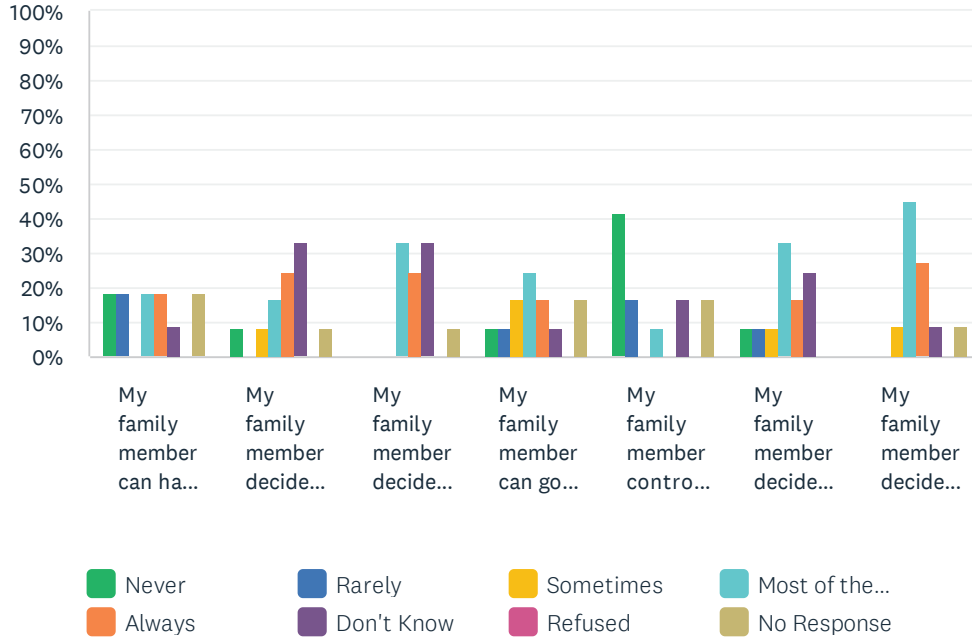
Answered: 12 Skipped: 0



	NEVER	RARELY	SOMETIMES	MOST OF THE TIME	ALWAYS	DON'T KNOW	REFUSED	NO RESPONSE	TOTAL
My family member gets the services he/she needs.	0.00% 0	0.00% 0	0.00% 0	58.33% 7	33.33% 4	8.33% 1	0.00% 0	0.00% 0	12
I would recommend this site or organization to others.	0.00% 0	8.33% 1	25.00% 3	8.33% 1	58.33% 7	0.00% 0	0.00% 0	0.00% 0	12
This place feels like home to my family member.	0.00% 0	8.33% 1	25.00% 3	33.33% 4	8.33% 1	16.67% 2	0.00% 0	8.33% 1	12
My family member can easily go outdoors if he/she wants.	16.67% 2	0.00% 0	25.00% 3	16.67% 2	16.67% 2	8.33% 1	0.00% 0	16.67% 2	12
My family member is bothered by the noise here.	16.67% 2	25.00% 3	50.00% 6	0.00% 0	0.00% 0	8.33% 1	0.00% 0	0.00% 0	12

Q5 Daily Decision Items (Autonomy): For each statement, please answer with one of the available choices.

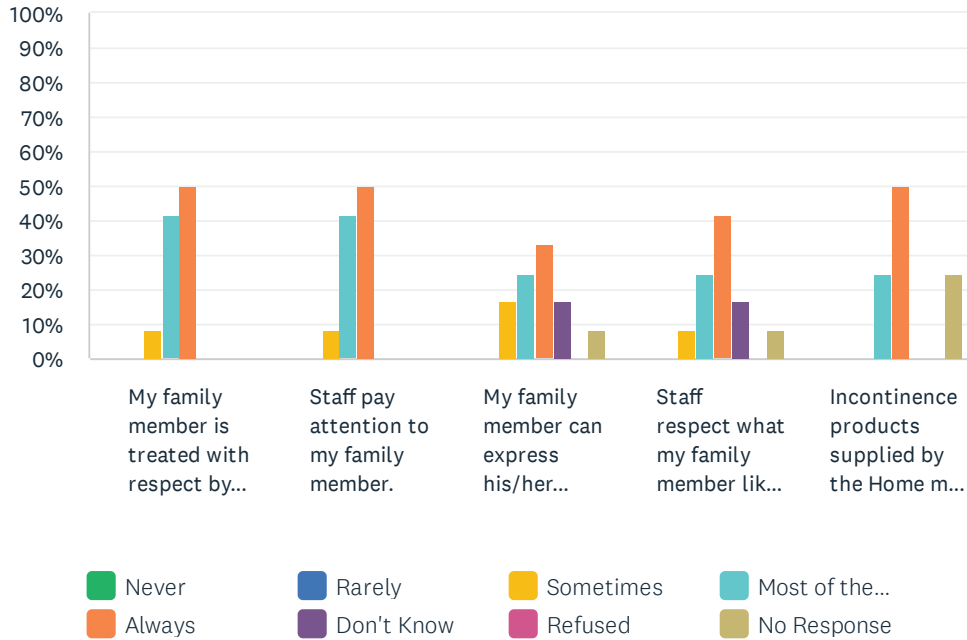
Answered: 12 Skipped: 0



	NEVER	RARELY	SOMETIMES	MOST OF THE TIME	ALWAYS	DON'T KNOW	REFUSED	NO RESPONSE	TOTAL
My family member can have a bath or shower as often as he/she wants.	18.18% 2	18.18% 2	0.00% 0	18.18% 2	18.18% 2	9.09% 1	0.00% 0	18.18% 2	11
My family member decides when to get up.	8.33% 1	0.00% 0	8.33% 1	16.67% 2	25.00% 3	33.33% 4	0.00% 0	8.33% 1	12
My family member decides when to go to bed.	0.00% 0	0.00% 0	0.00% 0	33.33% 4	25.00% 3	33.33% 4	0.00% 0	8.33% 1	12
My family member can go where he/she wants on the "spur of the moment."	8.33% 1	8.33% 1	16.67% 2	25.00% 3	16.67% 2	8.33% 1	0.00% 0	16.67% 2	12
My family member controls who comes into his/her room.	41.67% 5	16.67% 2	0.00% 0	8.33% 1	0.00% 0	16.67% 2	0.00% 0	16.67% 2	12
My family member decides which clothes to wear.	8.33% 1	8.33% 1	8.33% 1	33.33% 4	16.67% 2	25.00% 3	0.00% 0	0.00% 0	12
My family member decides how to spend his/her time.	0.00% 0	0.00% 0	9.09% 1	45.45% 5	27.27% 3	9.09% 1	0.00% 0	9.09% 1	11

Q6 Respect by Staff: For each statement, please answer one of the available choices.

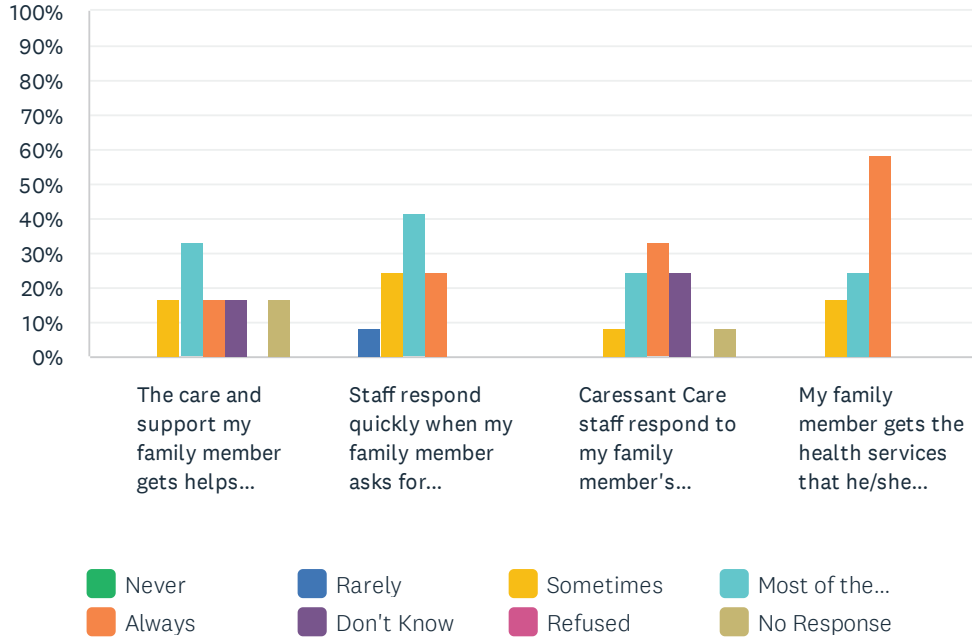
Answered: 12 Skipped: 0



	NEVER	RARELY	SOMETIMES	MOST OF THE TIME	ALWAYS	DON'T KNOW	REFUSED	NO RESPONSE	TOTAL
My family member is treated with respect by the staff.	0.00% 0	0.00% 0	8.33% 1	41.67% 5	50.00% 6	0.00% 0	0.00% 0	0.00% 0	12
Staff pay attention to my family member.	0.00% 0	0.00% 0	8.33% 1	41.67% 5	50.00% 6	0.00% 0	0.00% 0	0.00% 0	12
My family member can express his/her opinion without fear of consequences.	0.00% 0	0.00% 0	16.67% 2	25.00% 3	33.33% 4	16.67% 2	0.00% 0	8.33% 1	12
Staff respect what my family member likes and dislikes.	0.00% 0	0.00% 0	8.33% 1	25.00% 3	41.67% 5	16.67% 2	0.00% 0	8.33% 1	12
Incontinence products supplied by the Home meet the needs of my family member.	0.00% 0	0.00% 0	0.00% 0	25.00% 3	50.00% 6	0.00% 0	0.00% 0	25.00% 3	12

Q7 Staff Responsiveness: For each statement, please answer with one of the available choices.

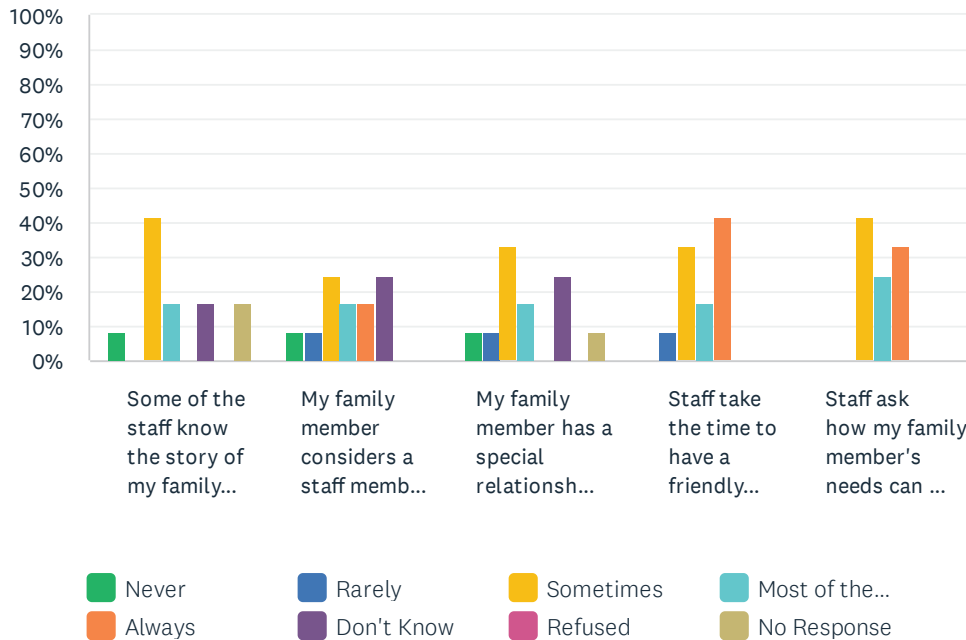
Answered: 12 Skipped: 0



	NEVER	RARELY	SOMETIMES	MOST OF THE TIME	ALWAYS	DON'T KNOW	REFUSED	NO RESPONSE	TOTAL
The care and support my family member gets helps him/her live life the way he/she wants.	0.00% 0	0.00% 0	16.67% 2	33.33% 4	16.67% 2	16.67% 2	0.00% 0	16.67% 2	100%
Staff respond quickly when my family member asks for assistance.	0.00% 0	8.33% 1	25.00% 3	41.67% 5	25.00% 3	0.00% 0	0.00% 0	0.00% 0	100%
Caressant Care staff respond to my family member's suggestions.	0.00% 0	0.00% 0	8.33% 1	25.00% 3	33.33% 4	25.00% 3	0.00% 0	8.33% 1	100%
My family member gets the health services that he/she needs.	0.00% 0	0.00% 0	16.67% 2	25.00% 3	58.33% 7	0.00% 0	0.00% 0	0.00% 0	100%

Q8 Staff-Resident Bonding: For each statement, please answer with one of the available choices.

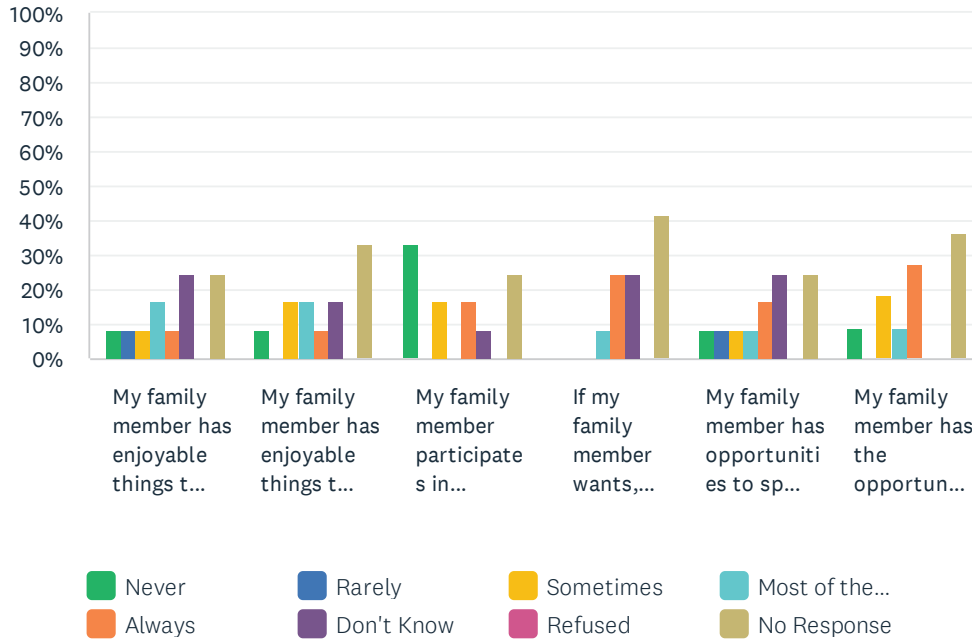
Answered: 12 Skipped: 0



	NEVER	RARELY	SOMETIMES	MOST OF THE TIME	ALWAYS	DON'T KNOW	REFUSED	NO RESPONSE	TOTAL
Some of the staff know the story of my family member's life.	8.33% 1	0.00% 0	41.67% 5	16.67% 2	0.00% 0	16.67% 2	0.00% 0	16.67% 2	12
My family member considers a staff member his/her friend.	8.33% 1	8.33% 1	25.00% 3	16.67% 2	16.67% 2	25.00% 3	0.00% 0	0.00% 0	12
My family member has a special relationship with a staff member.	8.33% 1	8.33% 1	33.33% 4	16.67% 2	0.00% 0	25.00% 3	0.00% 0	8.33% 1	12
Staff take the time to have a friendly conversation with my family member.	0.00% 0	8.33% 1	33.33% 4	16.67% 2	41.67% 5	0.00% 0	0.00% 0	0.00% 0	12
Staff ask how my family member's needs can be met.	0.00% 0	0.00% 0	41.67% 5	25.00% 3	33.33% 4	0.00% 0	0.00% 0	0.00% 0	12

Q9 Activities: For each statement, please answer with one of the available choices.

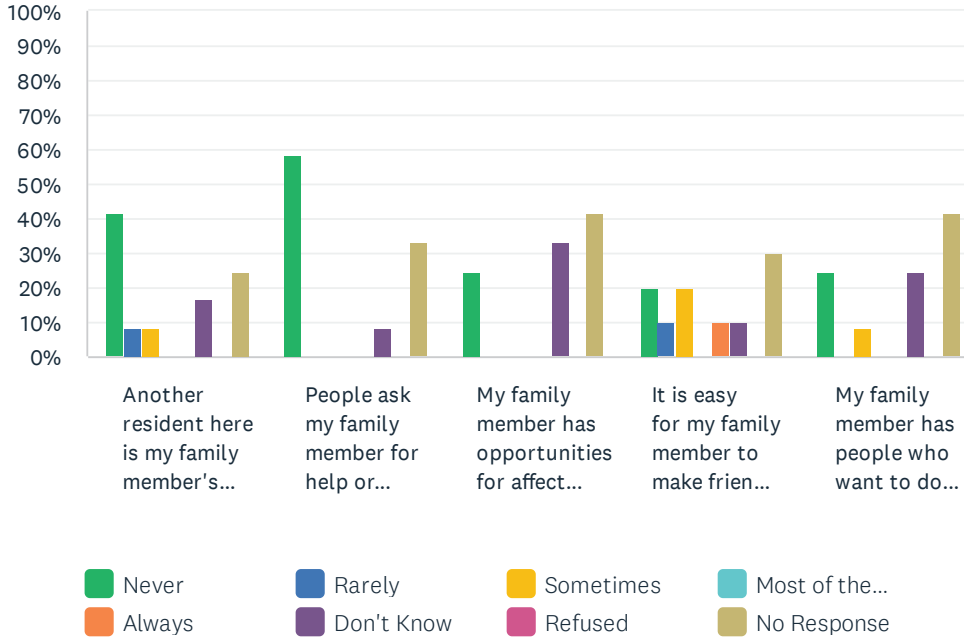
Answered: 12 Skipped: 0



	NEVER	RARELY	SOMETIMES	MOST OF THE TIME	ALWAYS	DON'T KNOW	REFUSED	NO RESPONSE	TOTAL
My family member has enjoyable things to do here on weekends.	8.33% 1	8.33% 1	8.33% 1	16.67% 2	8.33% 1	25.00% 3	0.00% 0	25.00% 3	12
My family member has enjoyable things to do here in the evenings.	8.33% 1	0.00% 0	16.67% 2	16.67% 2	8.33% 1	16.67% 2	0.00% 0	33.33% 4	12
My family member participates in meaningful activities.	33.33% 4	0.00% 0	16.67% 2	0.00% 0	16.67% 2	8.33% 1	0.00% 0	25.00% 3	12
If my family member wants, he/she can participate in religious activities that have meaning to him/her.	0.00% 0	0.00% 0	0.00% 0	8.33% 1	25.00% 3	25.00% 3	0.00% 0	41.67% 5	12
My family member has opportunities to spend time with other like-minded residents.	8.33% 1	8.33% 1	8.33% 1	8.33% 1	16.67% 2	25.00% 3	0.00% 0	25.00% 3	12
My family member has the opportunity to explore new skills and interests.	9.09% 1	0.00% 0	18.18% 2	9.09% 1	27.27% 3	0.00% 0	0.00% 0	36.36% 4	11

Q10 Personal Relationships: For each statement, please answer with one of the available choices.

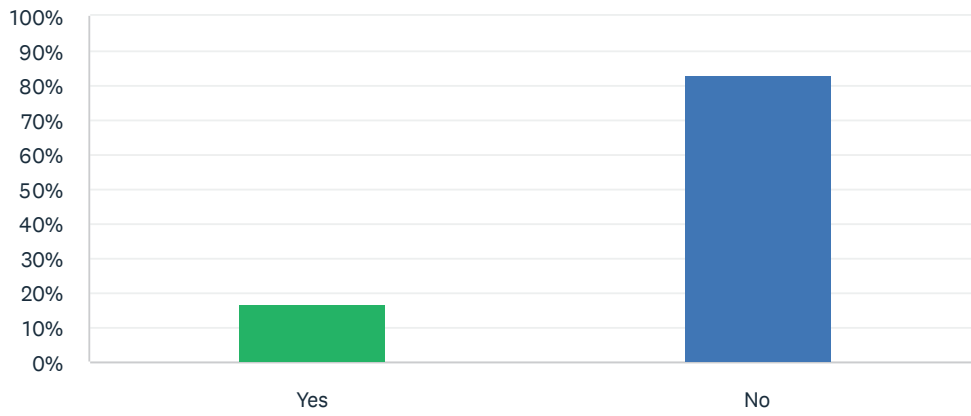
Answered: 12 Skipped: 0



	NEVER	RARELY	SOMETIMES	MOST OF THE TIME	ALWAYS	DON'T KNOW	REFUSED	NO RESPONSE	TOTAL
Another resident here is my family member's close friend.	41.67% 5	8.33% 1	8.33% 1	0.00% 0	0.00% 0	16.67% 2	0.00% 0	25.00% 3	12
People ask my family member for help or advice.	58.33% 7	0.00% 0	0.00% 0	0.00% 0	0.00% 0	8.33% 1	0.00% 0	33.33% 4	12
My family member has opportunities for affection or romance.	25.00% 3	0.00% 0	0.00% 0	0.00% 0	0.00% 0	33.33% 4	0.00% 0	41.67% 5	12
It is easy for my family member to make friends here.	20.00% 2	10.00% 1	20.00% 2	0.00% 0	10.00% 1	10.00% 1	0.00% 0	30.00% 3	10
My family member has people who want to do things together with him/her.	25.00% 3	0.00% 0	8.33% 1	0.00% 0	0.00% 0	25.00% 3	0.00% 0	41.67% 5	12

Q11 Your family member is part of a couple.

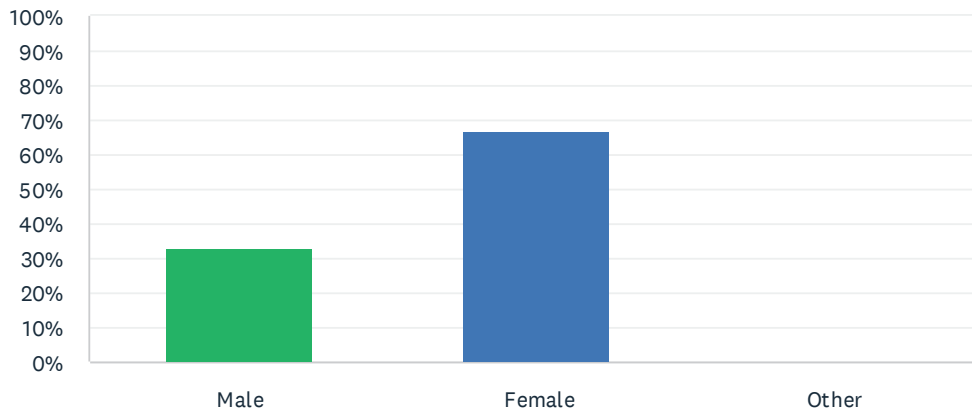
Answered: 12 Skipped: 0



ANSWER CHOICES	RESPONSES	
Yes	16.67%	2
No	83.33%	10
TOTAL		12

Q12 Your family member's gender is:

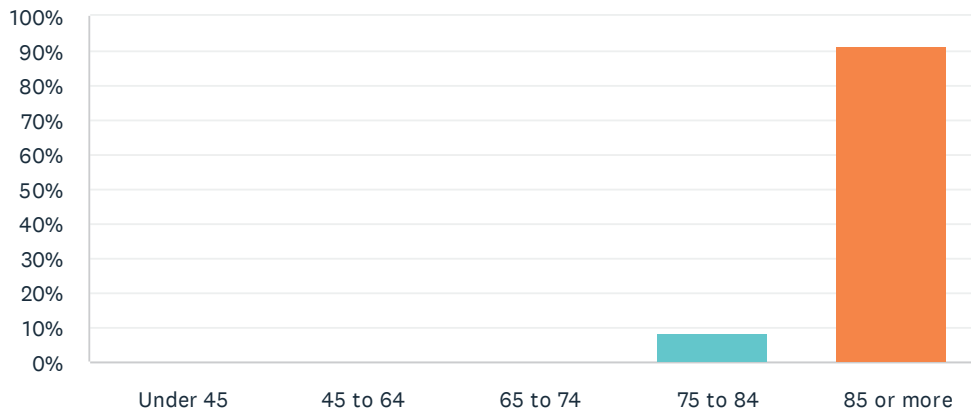
Answered: 12 Skipped: 0



ANSWER CHOICES	RESPONSES
Male	33.33% 4
Female	66.67% 8
Other	0.00% 0
TOTAL	12

Q13 Your family member's age in years is:

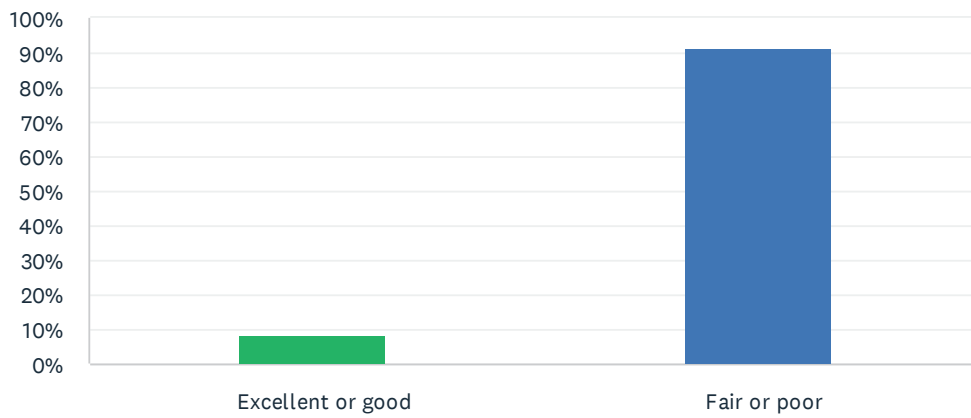
Answered: 12 Skipped: 0



ANSWER CHOICES	RESPONSES	
Under 45	0.00%	0
45 to 64	0.00%	0
65 to 74	0.00%	0
75 to 84	8.33%	1
85 or more	91.67%	11
TOTAL		12

Q14 Your family member's health is:

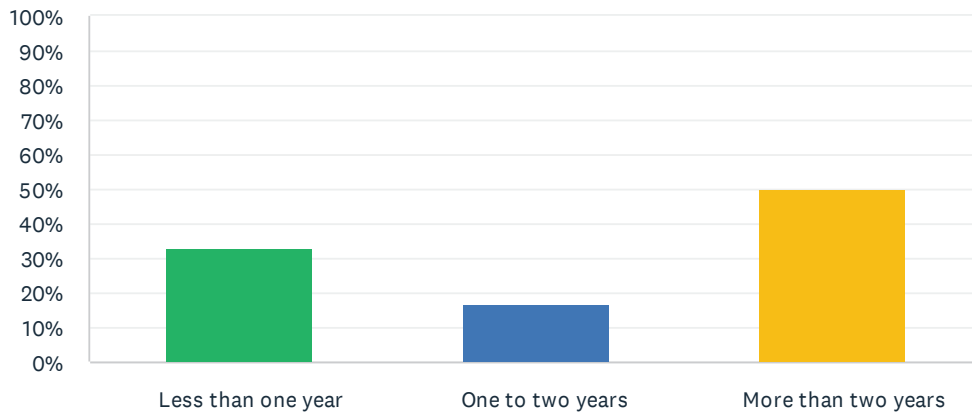
Answered: 12 Skipped: 0



ANSWER CHOICES	RESPONSES	
Excellent or good	8.33%	1
Fair or poor	91.67%	11
TOTAL		12

Q15 Your family member has lived at this LTC Home for:

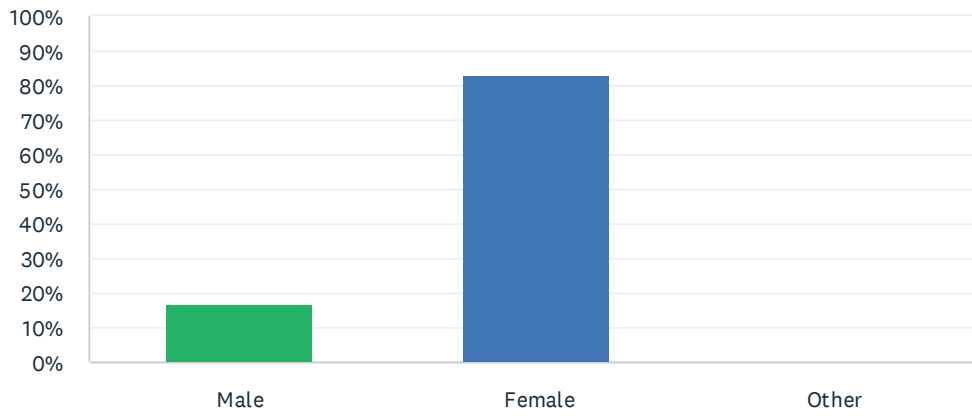
Answered: 12 Skipped: 0



ANSWER CHOICES	RESPONSES	
Less than one year	33.33%	4
One to two years	16.67%	2
More than two years	50.00%	6
TOTAL		12

Q16 Your gender is:

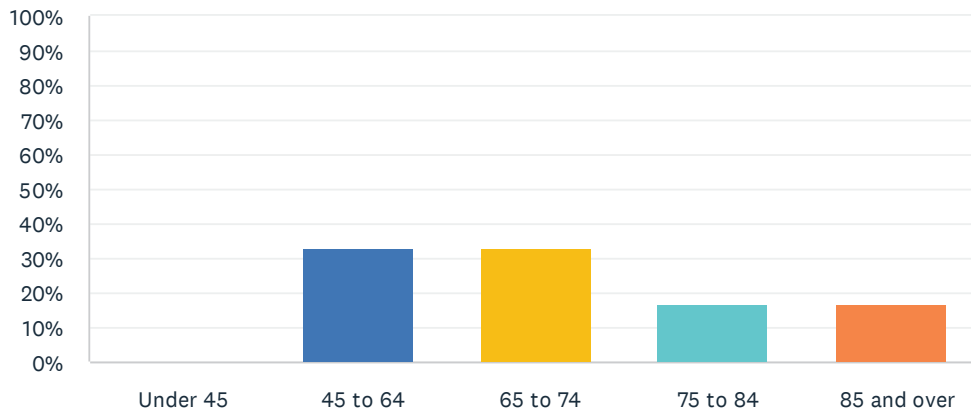
Answered: 12 Skipped: 0



ANSWER CHOICES	RESPONSES	
Male	16.67%	2
Female	83.33%	10
Other	0.00%	0
TOTAL		12

Q17 Your age in years is:

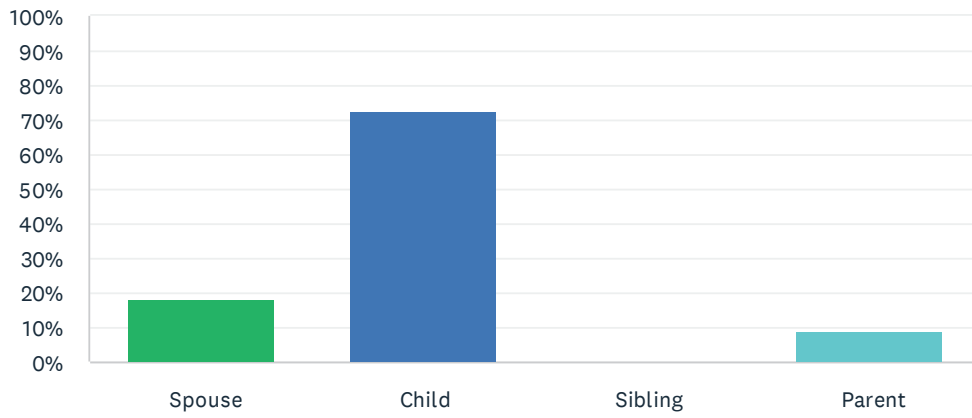
Answered: 12 Skipped: 0



ANSWER CHOICES	RESPONSES
Under 45	0.00% 0
45 to 64	33.33% 4
65 to 74	33.33% 4
75 to 84	16.67% 2
85 and over	16.67% 2
TOTAL	12

Q18 Your relationship to the resident is:

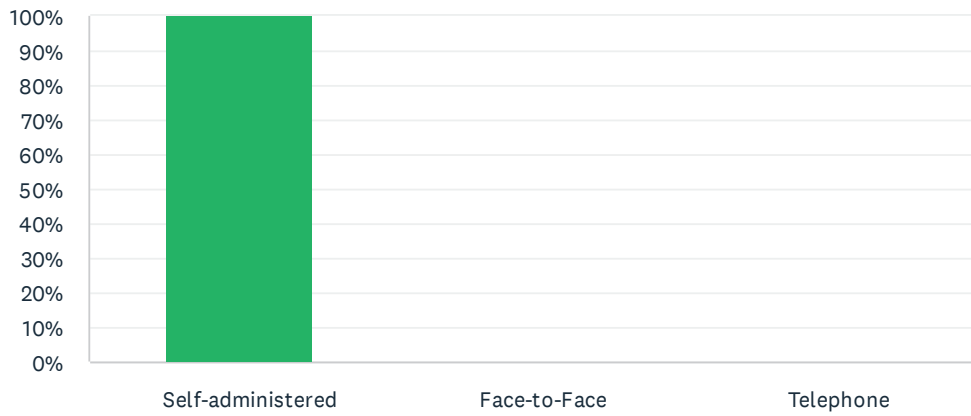
Answered: 11 Skipped: 1



ANSWER CHOICES	RESPONSES	
Spouse	18.18%	2
Child	72.73%	8
Sibling	0.00%	0
Parent	9.09%	1
TOTAL		11

Q19 Survey Method:

Answered: 11 Skipped: 1



ANSWER CHOICES	RESPONSES	
Self-administered	100.00%	11
Face-to-Face	0.00%	0
Telephone	0.00%	0
TOTAL		11