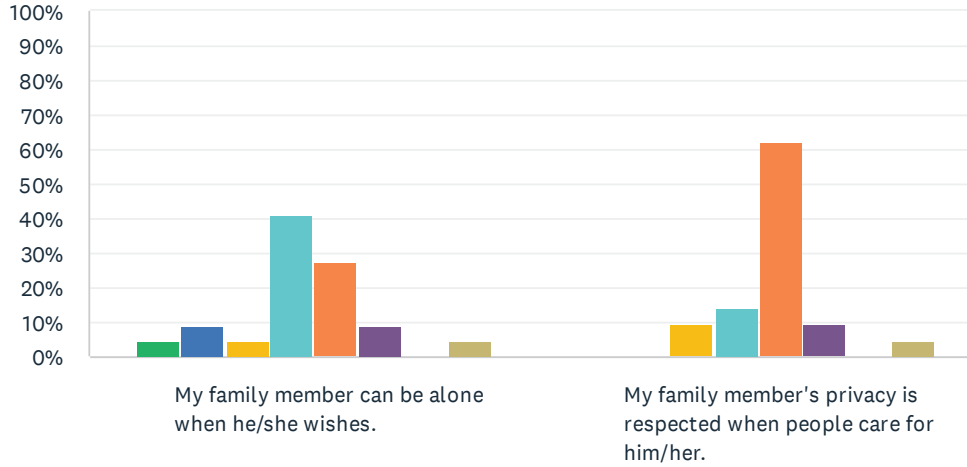


Q1 Privacy: For each statement, please answer with one of the available choices.

Answered: 22 Skipped: 0

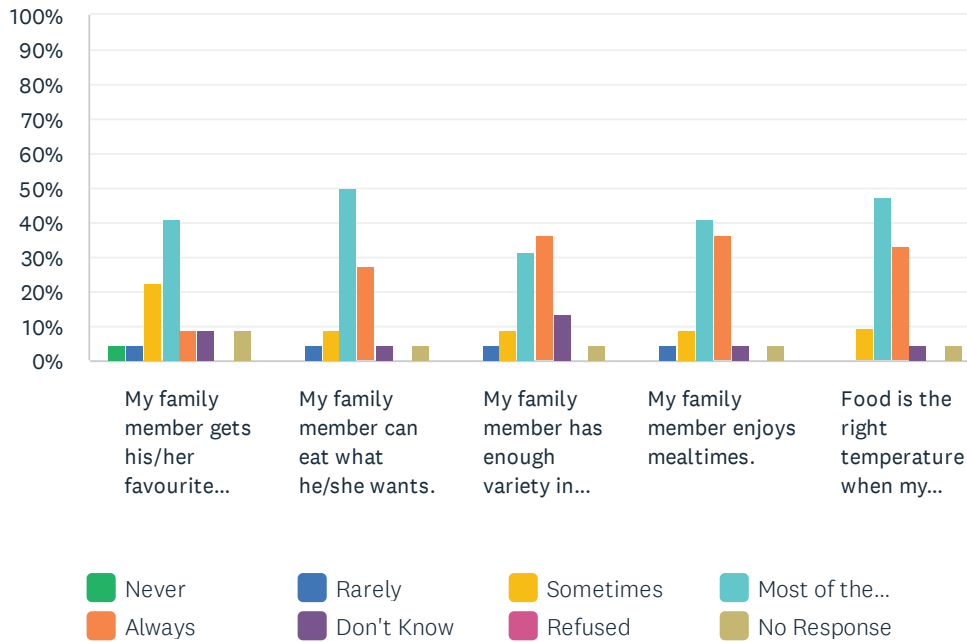


■ Never ■ Rarely ■ Sometimes ■ Most of the...
■ Always ■ Don't Know ■ Refused ■ No Response

	NEVER	RARELY	SOMETIMES	MOST OF THE TIME	ALWAYS	DON'T KNOW	REFUSED	NO RESPONSE	TOTAL
My family member can be alone when he/she wishes.	4.55% 1	9.09% 2	4.55% 1	40.91% 9	27.27% 6	9.09% 2	0.00% 0	4.55% 1	22
My family member's privacy is respected when people care for him/her.	0.00% 0	0.00% 0	9.52% 2	14.29% 3	61.90% 13	9.52% 2	0.00% 0	4.76% 1	21

Q2 Food and Meals: For each statement, please answer one of the available choices.

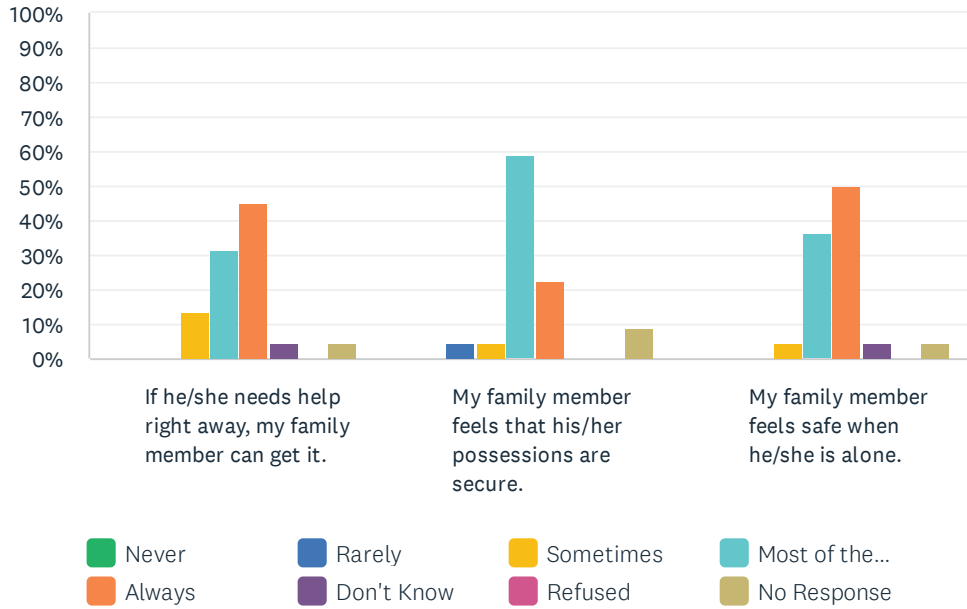
Answered: 22 Skipped: 0



	NEVER	RARELY	SOMETIMES	MOST OF THE TIME	ALWAYS	DON'T KNOW	REFUSED	NO RESPONSE	TOTAL
My family member gets his/her favourite foods in this home.	4.55% 1	4.55% 1	22.73% 5	40.91% 9	9.09% 2	9.09% 2	0.00% 0	9.09% 2	22
My family member can eat what he/she wants.	0.00% 0	4.55% 1	9.09% 2	50.00% 11	27.27% 6	4.55% 1	0.00% 0	4.55% 1	22
My family member has enough variety in his/her meals.	0.00% 0	4.55% 1	9.09% 2	31.82% 7	36.36% 8	13.64% 3	0.00% 0	4.55% 1	22
My family member enjoys mealtimes.	0.00% 0	4.55% 1	9.09% 2	40.91% 9	36.36% 8	4.55% 1	0.00% 0	4.55% 1	22
Food is the right temperature when my family member gets to eat it.	0.00% 0	0.00% 0	9.52% 2	47.62% 10	33.33% 7	4.76% 1	0.00% 0	4.76% 1	21

Q3 Safety and Security: For each statement, please answer one of the available choices.

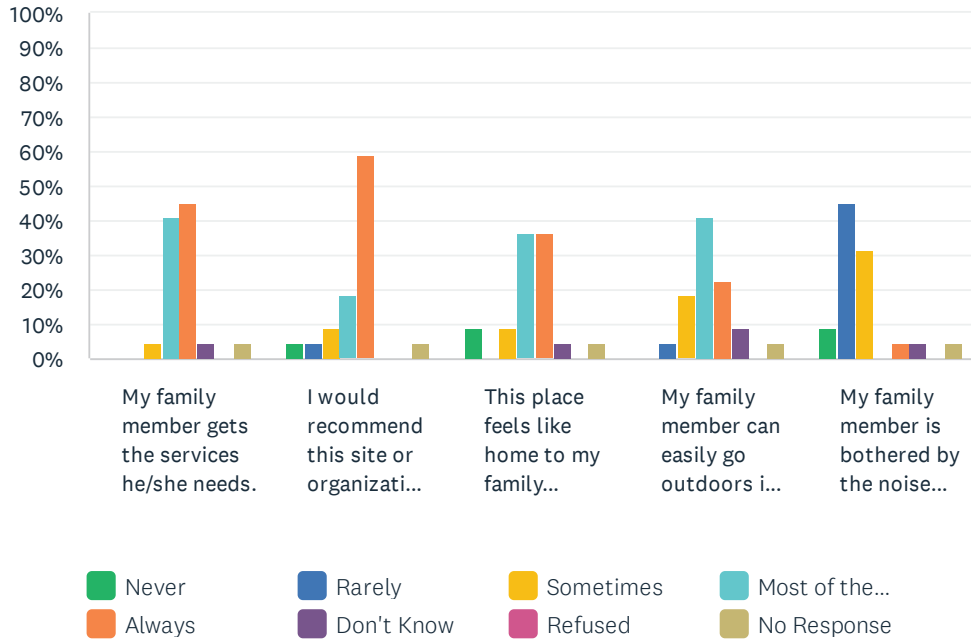
Answered: 22 Skipped: 0



	NEVER	RARELY	SOMETIMES	MOST OF THE TIME	ALWAYS	DON'T KNOW	REFUSED	NO RESPONSE	TOTAL
If he/she needs help right away, my family member can get it.	0.00% 0	0.00% 0	13.64% 3	31.82% 7	45.45% 10	4.55% 1	0.00% 0	4.55% 1	22
My family member feels that his/her possessions are secure.	0.00% 0	4.55% 1	4.55% 1	59.09% 13	22.73% 5	0.00% 0	0.00% 0	9.09% 2	22
My family member feels safe when he/she is alone.	0.00% 0	0.00% 0	4.55% 1	36.36% 8	50.00% 11	4.55% 1	0.00% 0	4.55% 1	22

Q4 Comfort Items: For each statement, please answer with one of the available choices.

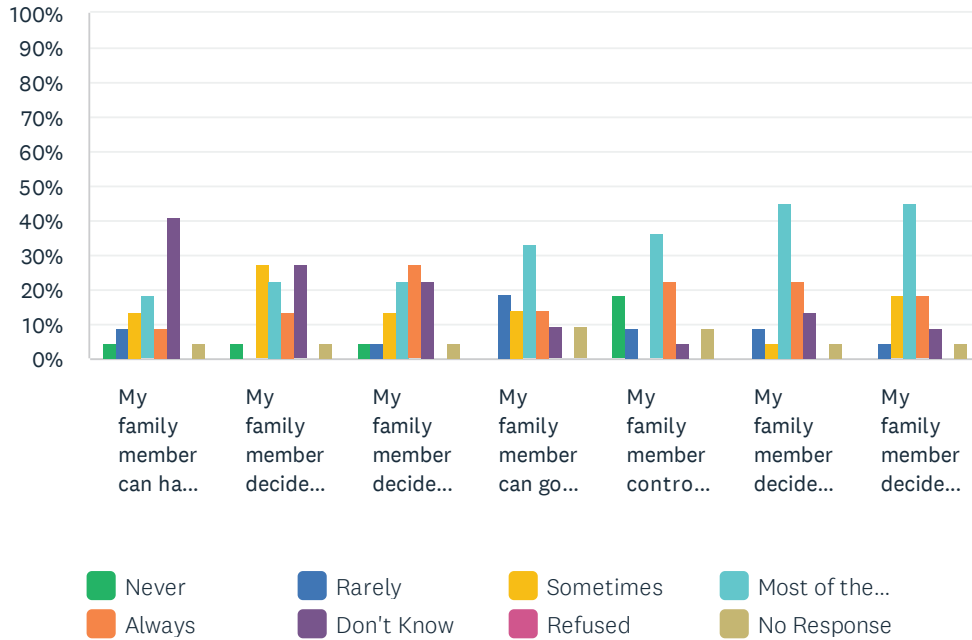
Answered: 22 Skipped: 0



	NEVER	RARELY	SOMETIMES	MOST OF THE TIME	ALWAYS	DON'T KNOW	REFUSED	NO RESPONSE	TOTAL
My family member gets the services he/she needs.	0.00% 0	0.00% 0	4.55% 1	40.91% 9	45.45% 10	4.55% 1	0.00% 0	4.55% 1	22
I would recommend this site or organization to others.	4.55% 1	4.55% 1	9.09% 2	18.18% 4	59.09% 13	0.00% 0	0.00% 0	4.55% 1	22
This place feels like home to my family member.	9.09% 2	0.00% 0	9.09% 2	36.36% 8	36.36% 8	4.55% 1	0.00% 0	4.55% 1	22
My family member can easily go outdoors if he/she wants.	0.00% 0	4.55% 1	18.18% 4	40.91% 9	22.73% 5	9.09% 2	0.00% 0	4.55% 1	22
My family member is bothered by the noise here.	9.09% 2	45.45% 10	31.82% 7	0.00% 0	4.55% 1	4.55% 1	0.00% 0	4.55% 1	22

Q5 Daily Decision Items (Autonomy): For each statement, please answer with one of the available choices.

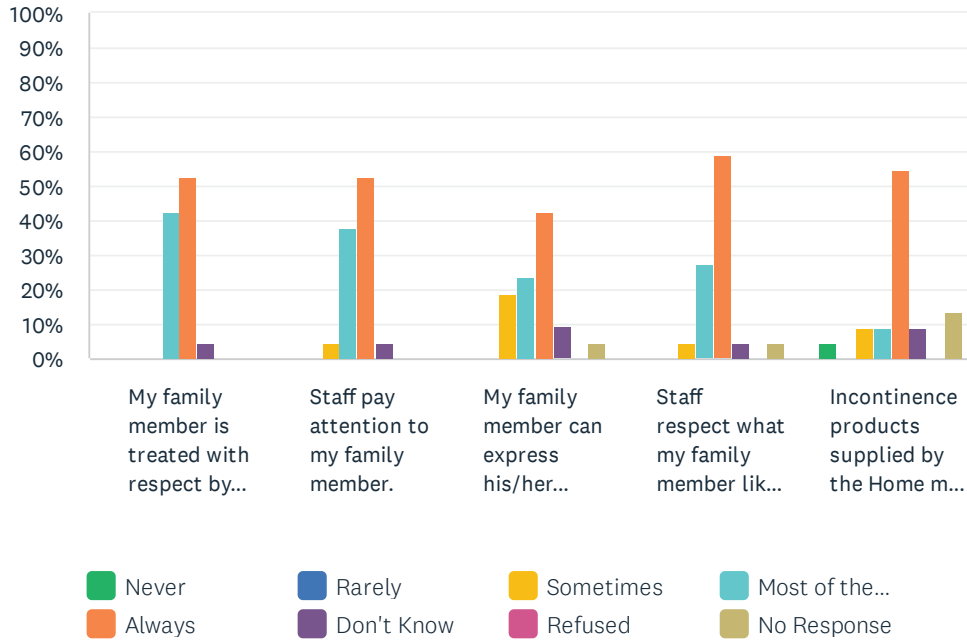
Answered: 22 Skipped: 0



	NEVER	RARELY	SOMETIMES	MOST OF THE TIME	ALWAYS	DON'T KNOW	REFUSED	NO RESPONSE	TOTAL
My family member can have a bath or shower as often as he/she wants.	4.55% 1	9.09% 2	13.64% 3	18.18% 4	9.09% 2	40.91% 9	0.00% 0	4.55% 1	22
My family member decides when to get up.	4.55% 1	0.00% 0	27.27% 6	22.73% 5	13.64% 3	27.27% 6	0.00% 0	4.55% 1	22
My family member decides when to go to bed.	4.55% 1	4.55% 1	13.64% 3	22.73% 5	27.27% 6	22.73% 5	0.00% 0	4.55% 1	22
My family member can go where he/she wants on the "spur of the moment."	0.00% 0	19.05% 4	14.29% 3	33.33% 7	14.29% 3	9.52% 2	0.00% 0	9.52% 2	21
My family member controls who comes into his/her room.	18.18% 4	9.09% 2	0.00% 0	36.36% 8	22.73% 5	4.55% 1	0.00% 0	9.09% 2	22
My family member decides which clothes to wear.	0.00% 0	9.09% 2	4.55% 1	45.45% 10	22.73% 5	13.64% 3	0.00% 0	4.55% 1	22
My family member decides how to spend his/her time.	0.00% 0	4.55% 1	18.18% 4	45.45% 10	18.18% 4	9.09% 2	0.00% 0	4.55% 1	22

Q6 Respect by Staff: For each statement, please answer one of the available choices.

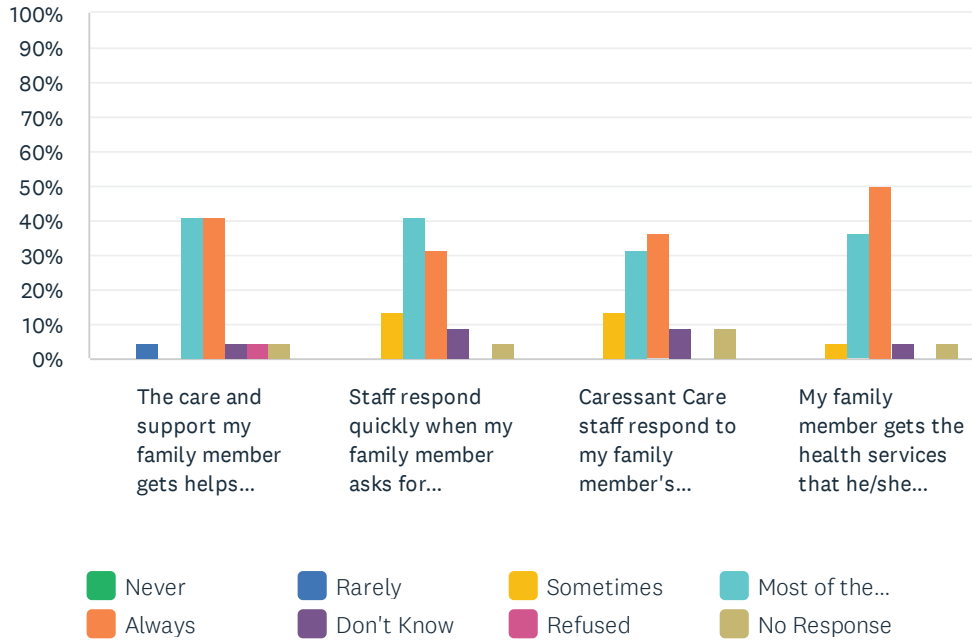
Answered: 22 Skipped: 0



	NEVER	RARELY	SOMETIMES	MOST OF THE TIME	ALWAYS	DON'T KNOW	REFUSED	NO RESPONSE	TOTAL
My family member is treated with respect by the staff.	0.00% 0	0.00% 0	0.00% 0	42.86% 9	52.38% 11	4.76% 1	0.00% 0	0.00% 0	21
Staff pay attention to my family member.	0.00% 0	0.00% 0	4.76% 1	38.10% 8	52.38% 11	4.76% 1	0.00% 0	0.00% 0	21
My family member can express his/her opinion without fear of consequences.	0.00% 0	0.00% 0	19.05% 4	23.81% 5	42.86% 9	9.52% 2	0.00% 0	4.76% 1	21
Staff respect what my family member likes and dislikes.	0.00% 0	0.00% 0	4.55% 1	27.27% 6	59.09% 13	4.55% 1	0.00% 0	4.55% 1	22
Incontinence products supplied by the Home meet the needs of my family member.	4.55% 1	0.00% 0	9.09% 2	9.09% 2	54.55% 12	9.09% 2	0.00% 0	13.64% 3	22

Q7 Staff Responsiveness: For each statement, please answer with one of the available choices.

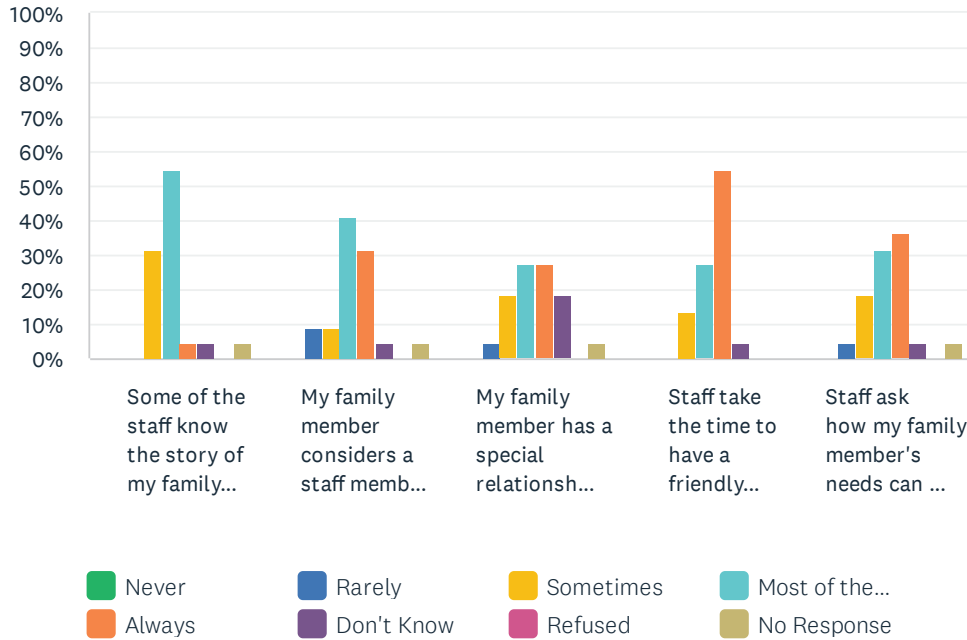
Answered: 22 Skipped: 0



	NEVER	RARELY	SOMETIMES	MOST OF THE TIME	ALWAYS	DON'T KNOW	REFUSED	NO RESPONSE	TOTAL
The care and support my family member gets helps him/her live life the way he/she wants.	0.00% 0	4.55% 1	0.00% 0	40.91% 9	40.91% 9	4.55% 1	4.55% 1	4.55% 1	2
Staff respond quickly when my family member asks for assistance.	0.00% 0	0.00% 0	13.64% 3	40.91% 9	31.82% 7	9.09% 2	0.00% 0	4.55% 1	2
Caressant Care staff respond to my family member's suggestions.	0.00% 0	0.00% 0	13.64% 3	31.82% 7	36.36% 8	9.09% 2	0.00% 0	9.09% 2	2
My family member gets the health services that he/she needs.	0.00% 0	0.00% 0	4.55% 1	36.36% 8	50.00% 11	4.55% 1	0.00% 0	4.55% 1	2

Q8 Staff-Resident Bonding: For each statement, please answer with one of the available choices.

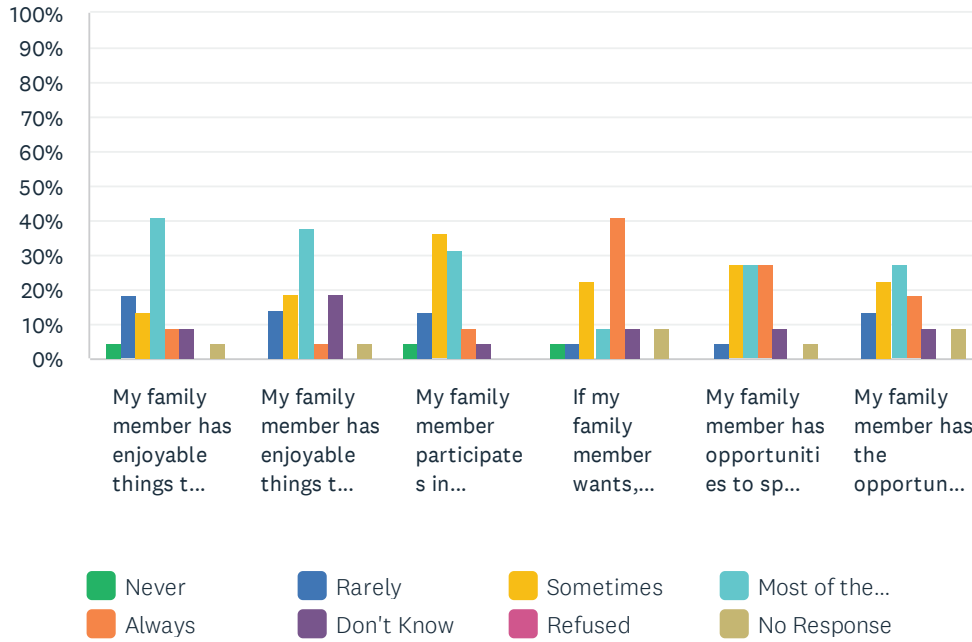
Answered: 22 Skipped: 0



	NEVER	RARELY	SOMETIMES	MOST OF THE TIME	ALWAYS	DON'T KNOW	REFUSED	NO RESPONSE	TOTAL
Some of the staff know the story of my family member's life.	0.00% 0	0.00% 0	31.82% 7	54.55% 12	4.55% 1	4.55% 1	0.00% 0	4.55% 1	22
My family member considers a staff member his/her friend.	0.00% 0	9.09% 2	9.09% 2	40.91% 9	31.82% 7	4.55% 1	0.00% 0	4.55% 1	22
My family member has a special relationship with a staff member.	0.00% 0	4.55% 1	18.18% 4	27.27% 6	27.27% 6	18.18% 4	0.00% 0	4.55% 1	22
Staff take the time to have a friendly conversation with my family member.	0.00% 0	0.00% 0	13.64% 3	27.27% 6	54.55% 12	4.55% 1	0.00% 0	0.00% 0	22
Staff ask how my family member's needs can be met.	0.00% 0	4.55% 1	18.18% 4	31.82% 7	36.36% 8	4.55% 1	0.00% 0	4.55% 1	22

Q9 Activities: For each statement, please answer with one of the available choices.

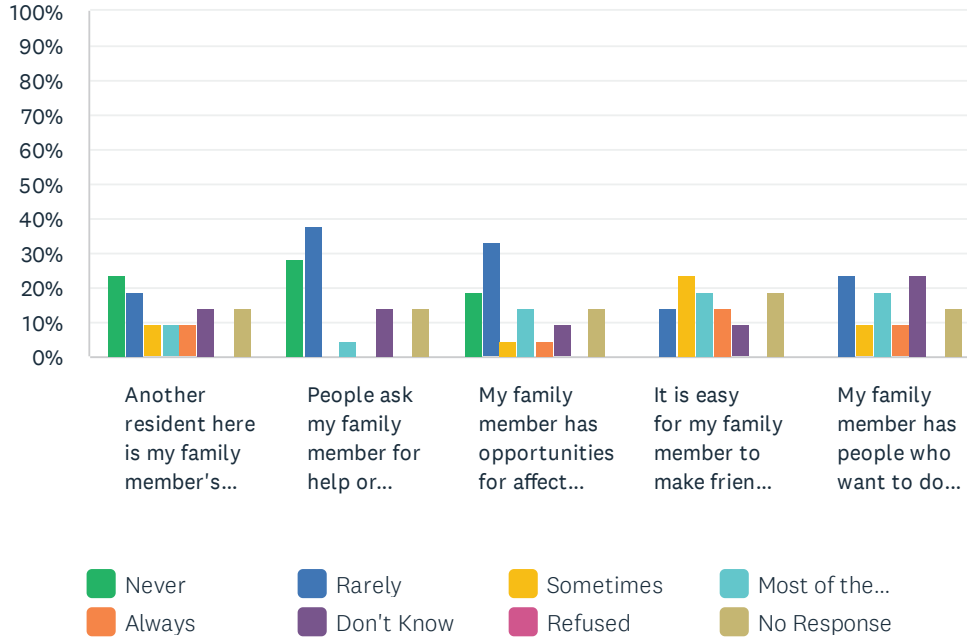
Answered: 22 Skipped: 0



	NEVER	RARELY	SOMETIMES	MOST OF THE TIME	ALWAYS	DON'T KNOW	REFUSED	NO RESPONSE	TOTAL
My family member has enjoyable things to do here on weekends.	4.55% 1	18.18% 4	13.64% 3	40.91% 9	9.09% 2	9.09% 2	0.00% 0	4.55% 1	22
My family member has enjoyable things to do here in the evenings.	0.00% 0	14.29% 3	19.05% 4	38.10% 8	4.76% 1	19.05% 4	0.00% 0	4.76% 1	21
My family member participates in meaningful activities.	4.55% 1	13.64% 3	36.36% 8	31.82% 7	9.09% 2	4.55% 1	0.00% 0	0.00% 0	22
If my family member wants, he/she can participate in religious activities that have meaning to him/her.	4.55% 1	4.55% 1	22.73% 5	9.09% 2	40.91% 9	9.09% 2	0.00% 0	9.09% 2	22
My family member has opportunities to spend time with other like-minded residents.	0.00% 0	4.55% 1	27.27% 6	27.27% 6	27.27% 6	9.09% 2	0.00% 0	4.55% 1	22
My family member has the opportunity to explore new skills and interests.	0.00% 0	13.64% 3	22.73% 5	27.27% 6	18.18% 4	9.09% 2	0.00% 0	9.09% 2	22

Q10 Personal Relationships: For each statement, please answer with one of the available choices.

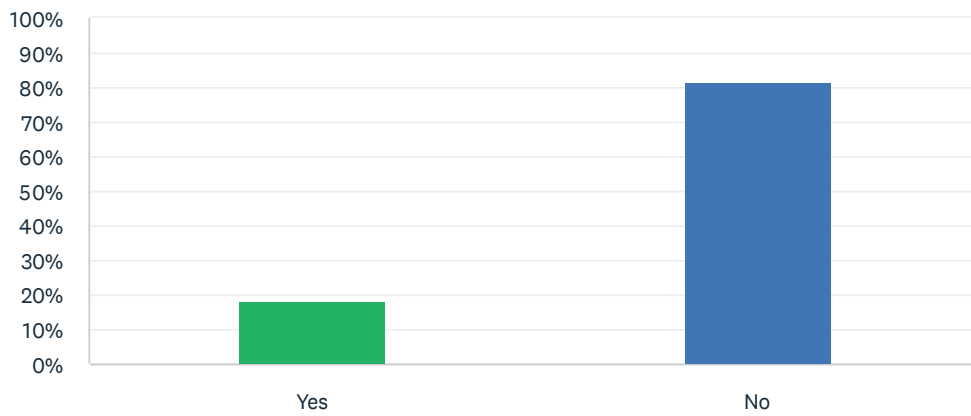
Answered: 21 Skipped: 1



	NEVER	RARELY	SOMETIMES	MOST OF THE TIME	ALWAYS	DON'T KNOW	REFUSED	NO RESPONSE	TOTAL
Another resident here is my family member's close friend.	23.81% 5	19.05% 4	9.52% 2	9.52% 2	9.52% 2	14.29% 3	0.00% 0	14.29% 3	21
People ask my family member for help or advice.	28.57% 6	38.10% 8	0.00% 0	4.76% 1	0.00% 0	14.29% 3	0.00% 0	14.29% 3	21
My family member has opportunities for affection or romance.	19.05% 4	33.33% 7	4.76% 1	14.29% 3	4.76% 1	9.52% 2	0.00% 0	14.29% 3	21
It is easy for my family member to make friends here.	0.00% 0	14.29% 3	23.81% 5	19.05% 4	14.29% 3	9.52% 2	0.00% 0	19.05% 4	21
My family member has people who want to do things together with him/her.	0.00% 0	23.81% 5	9.52% 2	19.05% 4	9.52% 2	23.81% 5	0.00% 0	14.29% 3	21

Q11 Your family member is part of a couple.

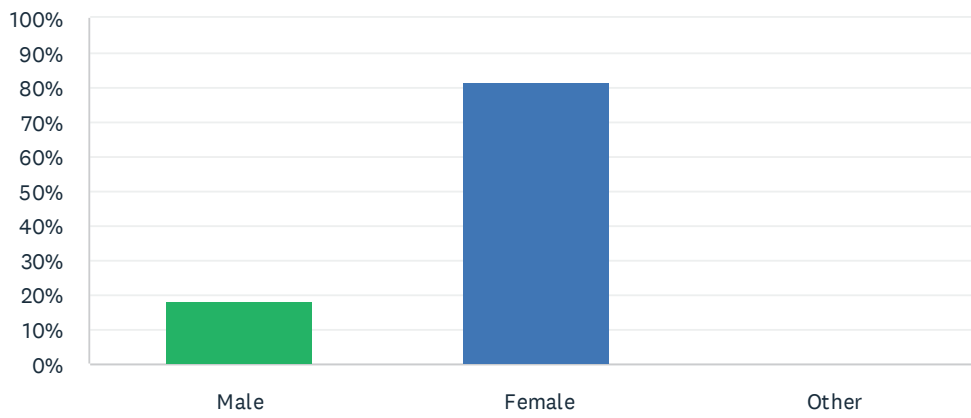
Answered: 22 Skipped: 0



ANSWER CHOICES	RESPONSES	
Yes	18.18%	4
No	81.82%	18
TOTAL		22

Q12 Your family member's gender is:

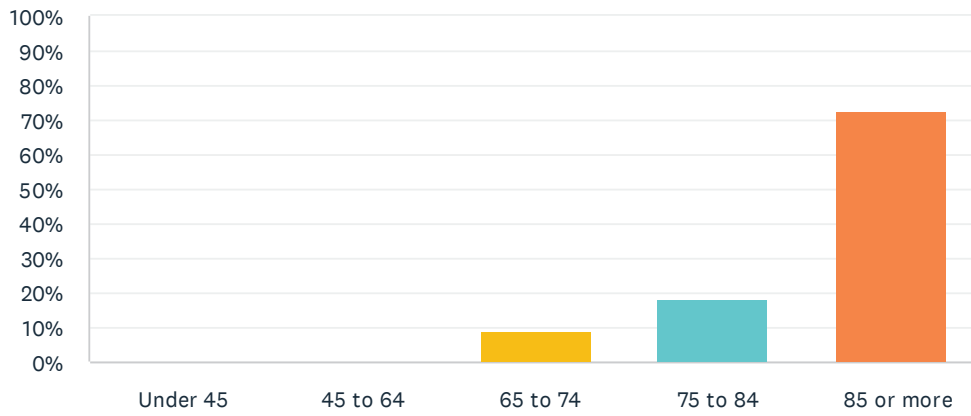
Answered: 22 Skipped: 0



ANSWER CHOICES	RESPONSES	
Male	18.18%	4
Female	81.82%	18
Other	0.00%	0
TOTAL		22

Q13 Your family member's age in years is:

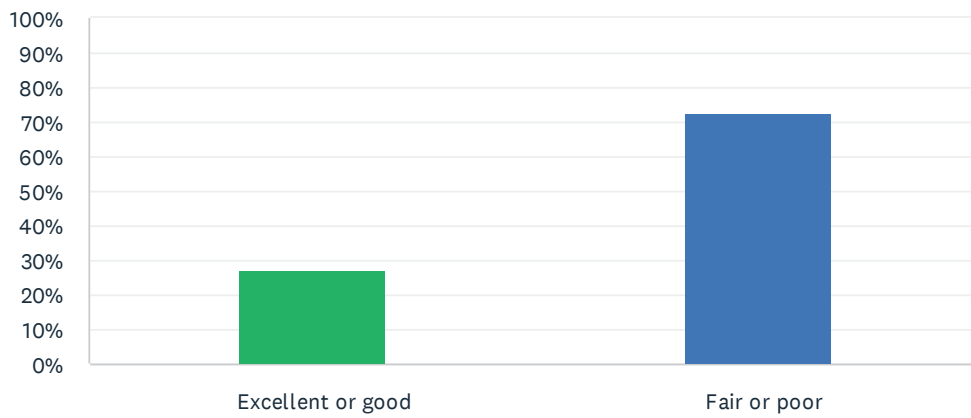
Answered: 22 Skipped: 0



ANSWER CHOICES	RESPONSES	
Under 45	0.00%	0
45 to 64	0.00%	0
65 to 74	9.09%	2
75 to 84	18.18%	4
85 or more	72.73%	16
TOTAL		22

Q14 Your family member's health is:

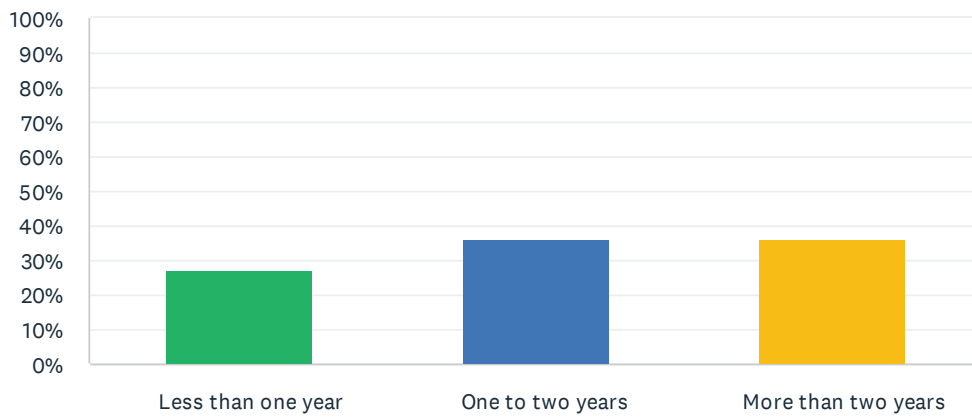
Answered: 22 Skipped: 0



ANSWER CHOICES	RESPONSES	
Excellent or good	27.27%	6
Fair or poor	72.73%	16
TOTAL		22

Q15 Your family member has lived at this LTC Home for:

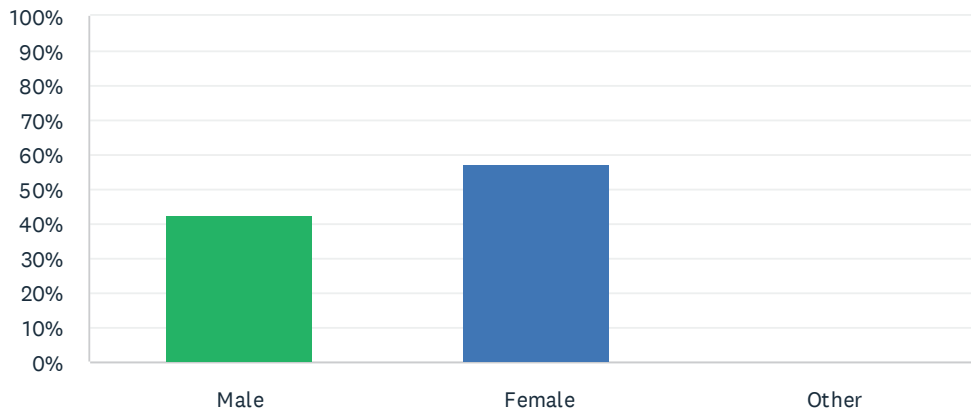
Answered: 22 Skipped: 0



ANSWER CHOICES	RESPONSES
Less than one year	27.27% 6
One to two years	36.36% 8
More than two years	36.36% 8
TOTAL	22

Q16 Your gender is:

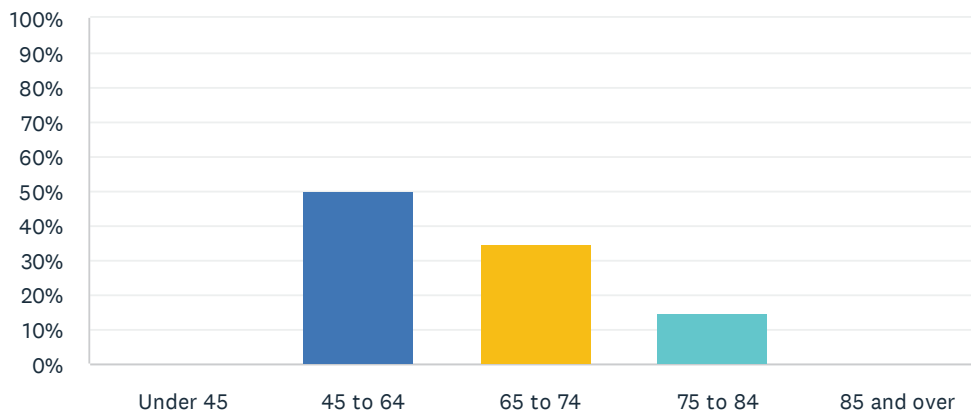
Answered: 21 Skipped: 1



ANSWER CHOICES	RESPONSES	
Male	42.86%	9
Female	57.14%	12
Other	0.00%	0
TOTAL		21

Q17 Your age in years is:

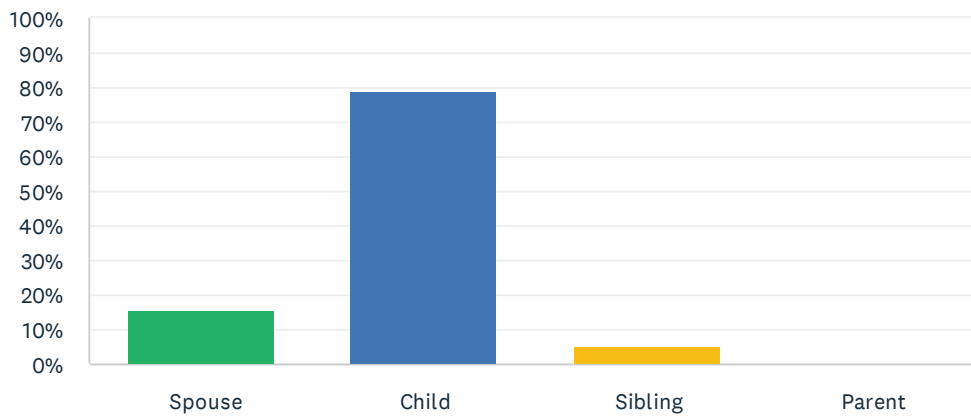
Answered: 20 Skipped: 2



ANSWER CHOICES	RESPONSES	
Under 45	0.00%	0
45 to 64	50.00%	10
65 to 74	35.00%	7
75 to 84	15.00%	3
85 and over	0.00%	0
TOTAL		20

Q18 Your relationship to the resident is:

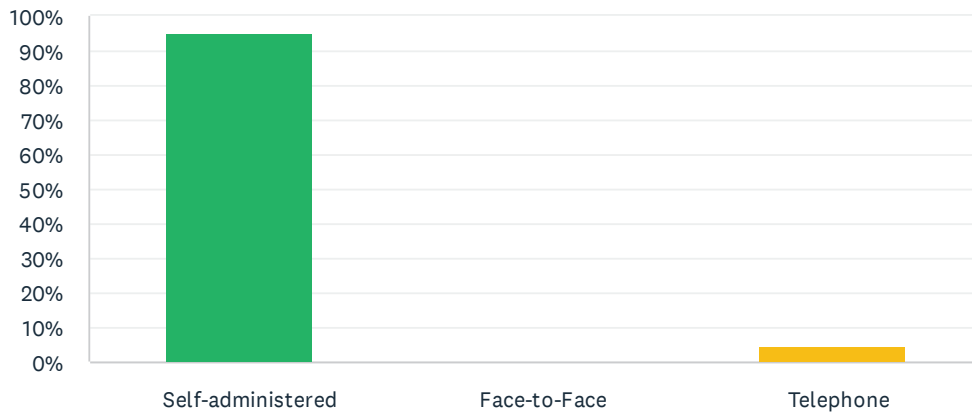
Answered: 19 Skipped: 3



ANSWER CHOICES	RESPONSES	
Spouse	15.79%	3
Child	78.95%	15
Sibling	5.26%	1
Parent	0.00%	0
TOTAL		19

Q19 Survey Method:

Answered: 21 Skipped: 1



ANSWER CHOICES	RESPONSES	
Self-administered	95.24%	20
Face-to-Face	0.00%	0
Telephone	4.76%	1
TOTAL		21