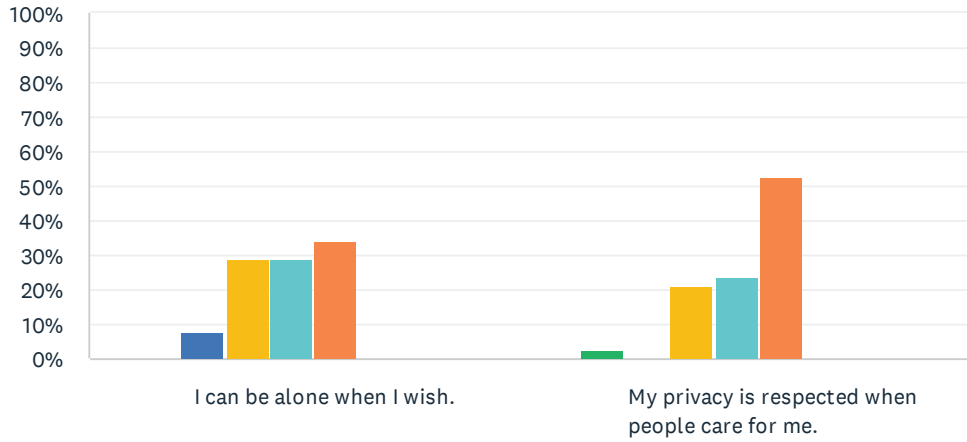


Q1 Privacy: First, I'd like to talk to you about privacy. For each statement, please answer with one of the available choices.

Answered: 38 Skipped: 0

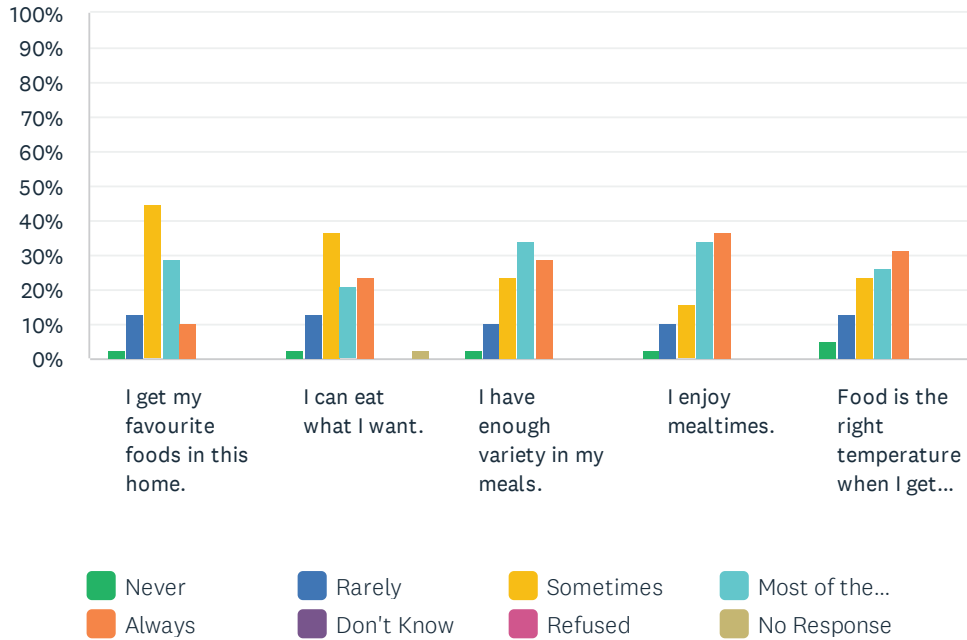


■ Never ■ Rarely ■ Sometimes ■ Most of the...
■ Always ■ Don't Know ■ Refused ■ No Response

	NEVER	RARELY	SOMETIMES	MOST OF THE TIME	ALWAYS	DON'T KNOW	REFUSED	NO RESPONSE	TOTAL
I can be alone when I wish.	0.00% 0	7.89% 3	28.95% 11	28.95% 11	34.21% 13	0.00% 0	0.00% 0	0.00% 0	38
My privacy is respected when people care for me.	2.63% 1	0.00% 0	21.05% 8	23.68% 9	52.63% 20	0.00% 0	0.00% 0	0.00% 0	38

Q2 Food and Meals: The items that follow are about food. For each statement, please answer one of the available choices.

Answered: 38 Skipped: 0



	NEVER	RARELY	SOMETIMES	MOST OF THE TIME	ALWAYS	DON'T KNOW	REFUSED	NO RESPONSE	TOTAL
I get my favourite foods in this home.	2.63% 1	13.16% 5	44.74% 17	28.95% 11	10.53% 4	0.00% 0	0.00% 0	0.00% 0	38
I can eat what I want.	2.63% 1	13.16% 5	36.84% 14	21.05% 8	23.68% 9	0.00% 0	0.00% 0	2.63% 1	38
I have enough variety in my meals.	2.63% 1	10.53% 4	23.68% 9	34.21% 13	28.95% 11	0.00% 0	0.00% 0	0.00% 0	38
I enjoy mealtimes.	2.63% 1	10.53% 4	15.79% 6	34.21% 13	36.84% 14	0.00% 0	0.00% 0	0.00% 0	38
Food is the right temperature when I get to eat it.	5.26% 2	13.16% 5	23.68% 9	26.32% 10	31.58% 12	0.00% 0	0.00% 0	0.00% 0	38

Q3 What are your most favourite dishes that we offer?

Answered: 38 Skipped: 0

#	RESPONSES	DATE
1	All are good	12/30/2023 3:01 PM
2	Tomato Soup All Soups	11/17/2023 9:41 AM
3	Chinese Food Egg Salad	11/15/2023 2:24 PM
4	Fettuccine	11/13/2023 4:57 PM
5	Chipped Ham	11/13/2023 1:42 PM
6	Soup	11/13/2023 9:55 AM
7	Chicken and Soup	11/10/2023 4:31 PM
8	Dessert	11/10/2023 4:24 PM
9	Chicken with Honey Garlic	9/26/2023 4:36 PM
10	N/A	9/26/2023 4:13 PM
11	Roast Beef and Mashed Potatoes.	9/25/2023 2:16 PM
12	Sandwiches with veggies on the side Hamburgers	9/24/2023 12:42 PM
13	N/A	9/23/2023 1:38 PM
14	Soup	9/23/2023 1:17 PM
15	Spare Ribs Lasagna Rice and Tapioca Coconut Cream Pie and Banana Cream Pie Green Beans Rice Spaghetti and Meat Balls California Veggies	9/22/2023 4:10 PM
16	Ground Beef Fish	9/22/2023 3:40 PM
17	I Don't Have One	9/20/2023 4:41 PM
18	I like everything	9/20/2023 4:08 PM
19	N/A	9/18/2023 9:36 AM
20	Soup Roast Beef	9/16/2023 2:52 PM
21	Soup	9/16/2023 9:53 AM
22	Hamburger Soup	9/14/2023 1:25 PM
23	N/A	9/14/2023 1:06 PM
24	Lasagna Noodles with Pork Cubes Hot Dogs Most of the desserts	9/14/2023 11:50 AM
25	Hamburger BLT Sub	9/6/2023 4:11 PM
26	All Breakfast foods	5/17/2023 1:40 PM
27	mashed potatoes, roast beef, vegetable soup	5/16/2023 1:47 PM
28	sloppy joes	5/16/2023 1:21 PM
29	The salad lunch, strawberries and fresh fruit	5/3/2023 2:26 PM
30	Not picky, I just like when the food is made properly	4/28/2023 1:48 PM
31	Hot meals, soup, scalloped potatos	4/26/2023 4:43 PM
32	Spring vegetables, chicken, soups and stews	4/26/2023 2:05 PM

33	Fish, corn flakes, eggs, stew	4/26/2023 1:21 PM
34	Chicken Souvlaki, Carrot soup	2/16/2023 4:19 PM
35	spaghetti and meatballs with garlic bread, coconut cream pie, oatmeal, and toast when it is toasted properly	2/13/2023 1:49 PM
36	Turkey dinner, roast beef, spaghetti, chicken cordon blue, chicken souvlaki.	2/8/2023 3:26 PM
37	BLT Spaghetti Pasta	2/7/2023 2:16 PM
38	Spaghetti and meatballs Chicken breast Turkey casserole Hot turkey sandwich Hamburger	2/7/2023 11:31 AM

Q4 What are your least favourite dishes that we offer?

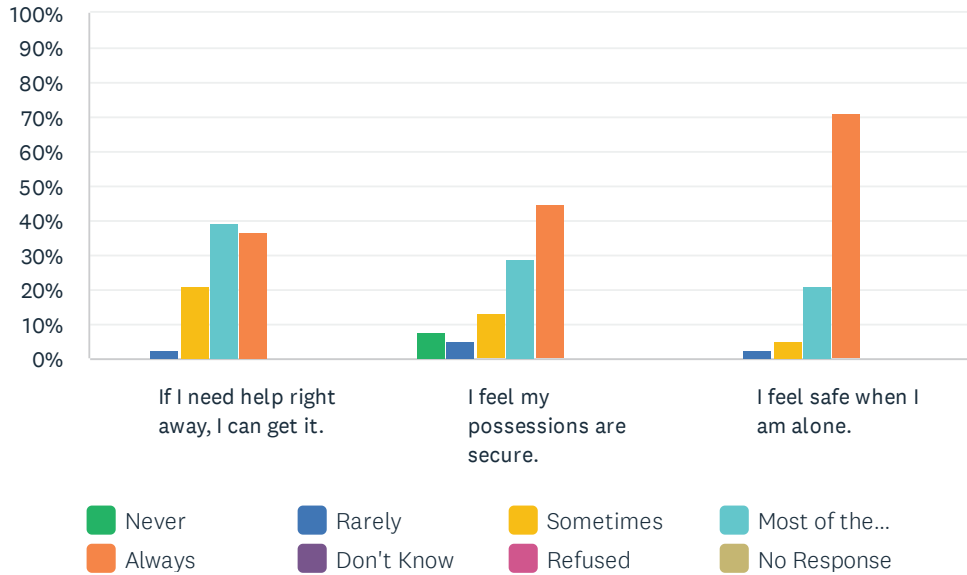
Answered: 38 Skipped: 0

#	RESPONSES	DATE
1	N/A	12/30/2023 3:01 PM
2	Fish	11/17/2023 9:41 AM
3	Beans Peas	11/15/2023 2:24 PM
4	Chickpeas	11/13/2023 4:57 PM
5	Mushy Foods	11/13/2023 1:42 PM
6	N/A	11/13/2023 9:55 AM
7	Eggs	11/10/2023 4:31 PM
8	N/A	11/10/2023 4:24 PM
9	Over Cooked Vegetables	9/26/2023 4:36 PM
10	N/A	9/26/2023 4:13 PM
11	N/A	9/25/2023 2:16 PM
12	N/A	9/24/2023 12:42 PM
13	N/A	9/23/2023 1:38 PM
14	Fish	9/23/2023 1:17 PM
15	Parsnips	9/22/2023 4:10 PM
16	Pasta	9/22/2023 3:40 PM
17	N/A	9/20/2023 4:41 PM
18	Fish	9/20/2023 4:08 PM
19	Fish	9/18/2023 9:36 AM
20	Cooked peas	9/16/2023 2:52 PM
21	Hamburger Dishes	9/16/2023 9:53 AM
22	Fish Spaghetti and Meatballs	9/14/2023 1:25 PM
23	N/A	9/14/2023 1:06 PM
24	Fish	9/14/2023 11:50 AM
25	fish and chicken cream of wheat	9/6/2023 4:11 PM
26	pears	5/17/2023 1:40 PM
27	spaghetti	5/16/2023 1:47 PM
28	sandwich	5/16/2023 1:21 PM
29	Unusual dishes, ethnic food or soups	5/3/2023 2:26 PM
30	None.	4/28/2023 1:48 PM
31	Spaghetti and meatballs	4/26/2023 4:43 PM
32	Anything spicy, tough meat	4/26/2023 2:05 PM
33	Pasta	4/26/2023 1:21 PM

34	Spaghetti, Tomato soup	2/16/2023 4:19 PM
35	Veggies when they are overcooked, tough beef	2/13/2023 1:49 PM
36	Tuna salad sandwich, french toast, salmon salad sandwich, turkey salad (too often).	2/8/2023 3:26 PM
37	too much Turkey and Chicken Liver	2/7/2023 2:16 PM
38	Broccoli Veal	2/7/2023 11:31 AM

Q5 Safety and Security: Now let's talk about safety. For each statement, please answer one of the available choices.

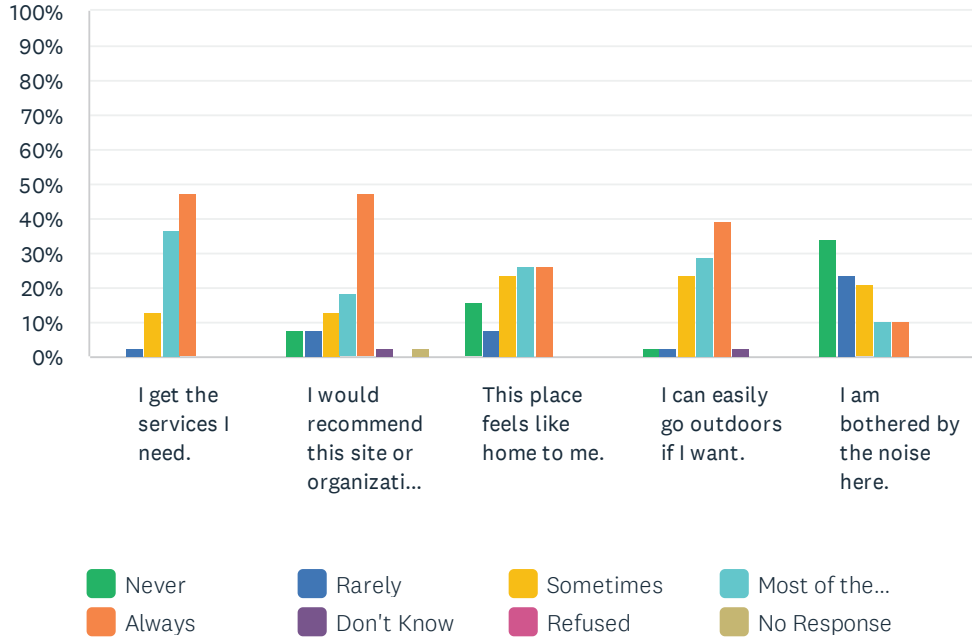
Answered: 38 Skipped: 0



	NEVER	RARELY	SOMETIMES	MOST OF THE TIME	ALWAYS	DON'T KNOW	REFUSED	NO RESPONSE	TOTAL
If I need help right away, I can get it.	0.00% 0	2.63% 1	21.05% 8	39.47% 15	36.84% 14	0.00% 0	0.00% 0	0.00% 0	38
I feel my possessions are secure.	7.89% 3	5.26% 2	13.16% 5	28.95% 11	44.74% 17	0.00% 0	0.00% 0	0.00% 0	38
I feel safe when I am alone.	0.00% 0	2.63% 1	5.26% 2	21.05% 8	71.05% 27	0.00% 0	0.00% 0	0.00% 0	38

Q6 Comfort Items: The items that follow focus on your life here. For each statement, please answer with one of the available choices.

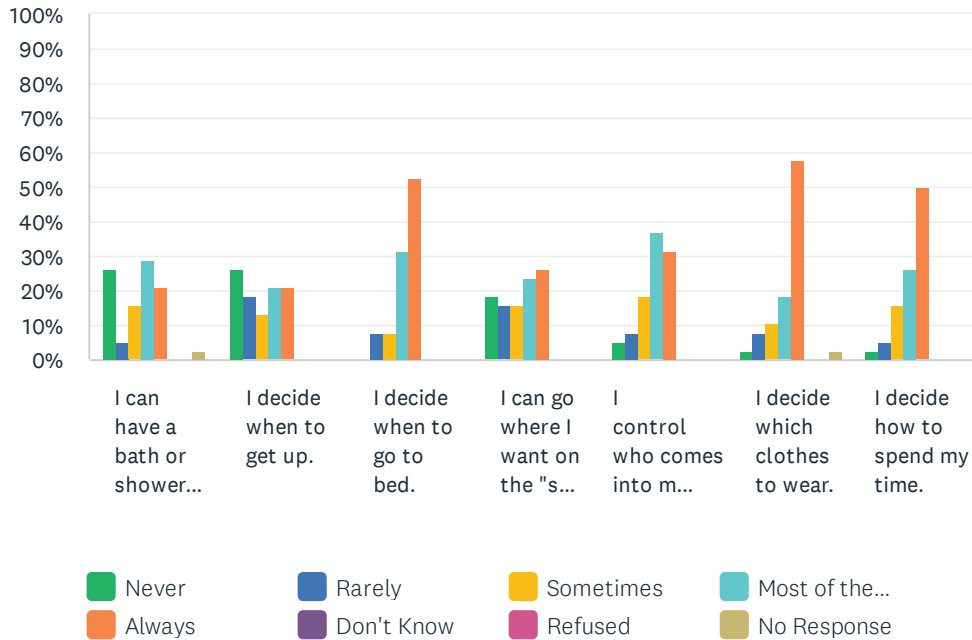
Answered: 38 Skipped: 0



	NEVER	RARELY	SOMETIMES	MOST OF THE TIME	ALWAYS	DON'T KNOW	REFUSED	NO RESPONSE	TOTAL
I get the services I need.	0.00% 0	2.63% 1	13.16% 5	36.84% 14	47.37% 18	0.00% 0	0.00% 0	0.00% 0	38
I would recommend this site or organization to others.	7.89% 3	7.89% 3	13.16% 5	18.42% 7	47.37% 18	2.63% 1	0.00% 0	2.63% 1	38
This place feels like home to me.	15.79% 6	7.89% 3	23.68% 9	26.32% 10	26.32% 10	0.00% 0	0.00% 0	0.00% 0	38
I can easily go outdoors if I want.	2.63% 1	2.63% 1	23.68% 9	28.95% 11	39.47% 15	2.63% 1	0.00% 0	0.00% 0	38
I am bothered by the noise here.	34.21% 13	23.68% 9	21.05% 8	10.53% 4	10.53% 4	0.00% 0	0.00% 0	0.00% 0	38

Q7 Daily Decision Items (Autonomy): The items that follow focus on your daily decisions. For each statement, please answer with one of the available choices.

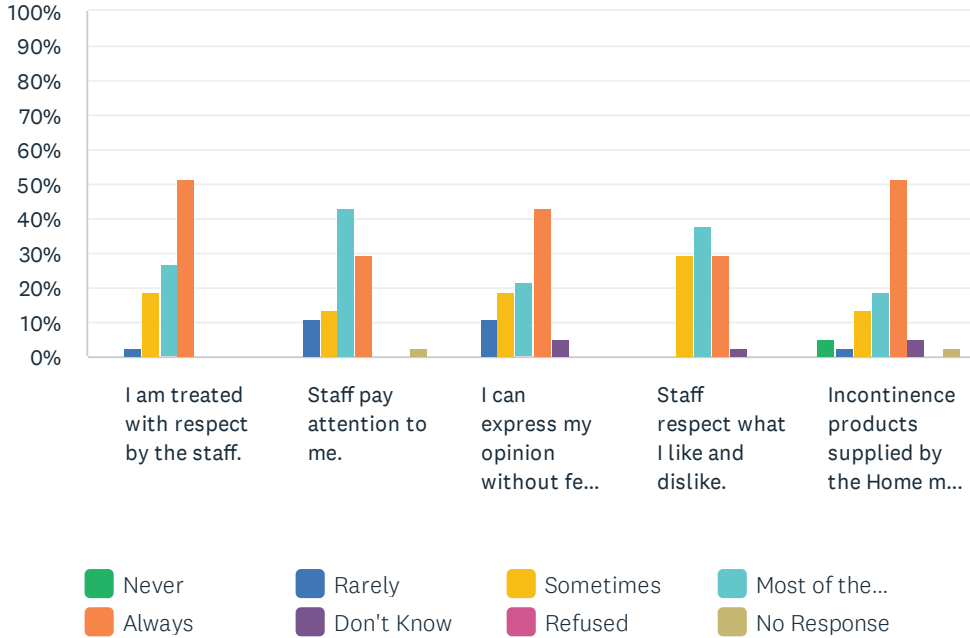
Answered: 38 Skipped: 0



	NEVER	RARELY	SOMETIMES	MOST OF THE TIME	ALWAYS	DON'T KNOW	REFUSED	NO RESPONSE	TOTAL
I can have a bath or shower as often as I want.	26.32% 10	5.26% 2	15.79% 6	28.95% 11	21.05% 8	0.00% 0	0.00% 0	2.63% 1	38
I decide when to get up.	26.32% 10	18.42% 7	13.16% 5	21.05% 8	21.05% 8	0.00% 0	0.00% 0	0.00% 0	38
I decide when to go to bed.	0.00% 0	7.89% 3	7.89% 3	31.58% 12	52.63% 20	0.00% 0	0.00% 0	0.00% 0	38
I can go where I want on the "spur of the moment."	18.42% 7	15.79% 6	15.79% 6	23.68% 9	26.32% 10	0.00% 0	0.00% 0	0.00% 0	38
I control who comes into my room.	5.26% 2	7.89% 3	18.42% 7	36.84% 14	31.58% 12	0.00% 0	0.00% 0	0.00% 0	38
I decide which clothes to wear.	2.63% 1	7.89% 3	10.53% 4	18.42% 7	57.89% 22	0.00% 0	0.00% 0	2.63% 1	38
I decide how to spend my time.	2.63% 1	5.26% 2	15.79% 6	26.32% 10	50.00% 19	0.00% 0	0.00% 0	0.00% 0	38

Q8 Respect by Staff: Now I'd like to discuss how you feel about staff here. For each statement, please answer one of the available choices.

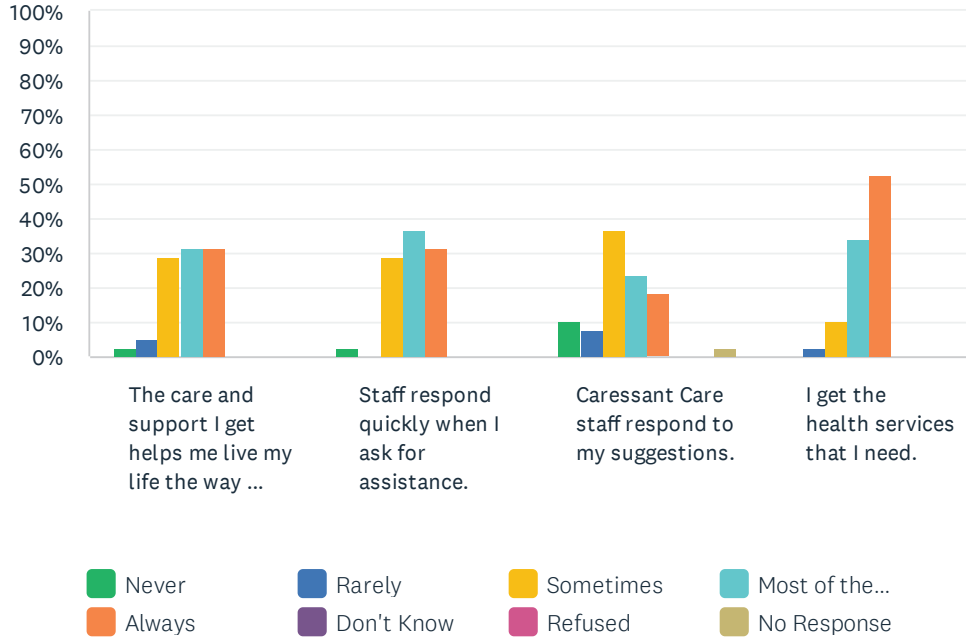
Answered: 37 Skipped: 1



	NEVER	RARELY	SOMETIMES	MOST OF THE TIME	ALWAYS	DON'T KNOW	REFUSED	NO RESPONSE	TOTAL
I am treated with respect by the staff.	0.00% 0	2.70% 1	18.92% 7	27.03% 10	51.35% 19	0.00% 0	0.00% 0	0.00% 0	37
Staff pay attention to me.	0.00% 0	10.81% 4	13.51% 5	43.24% 16	29.73% 11	0.00% 0	0.00% 0	2.70% 1	37
I can express my opinion without fear of consequences.	0.00% 0	10.81% 4	18.92% 7	21.62% 8	43.24% 16	5.41% 2	0.00% 0	0.00% 0	37
Staff respect what I like and dislike.	0.00% 0	0.00% 0	29.73% 11	37.84% 14	29.73% 11	2.70% 1	0.00% 0	0.00% 0	37
Incontinence products supplied by the Home meet my needs.	5.41% 2	2.70% 1	13.51% 5	18.92% 7	51.35% 19	5.41% 2	0.00% 0	2.70% 1	37

Q9 Staff Responsiveness: For each statement, please answer with one of the available choices.

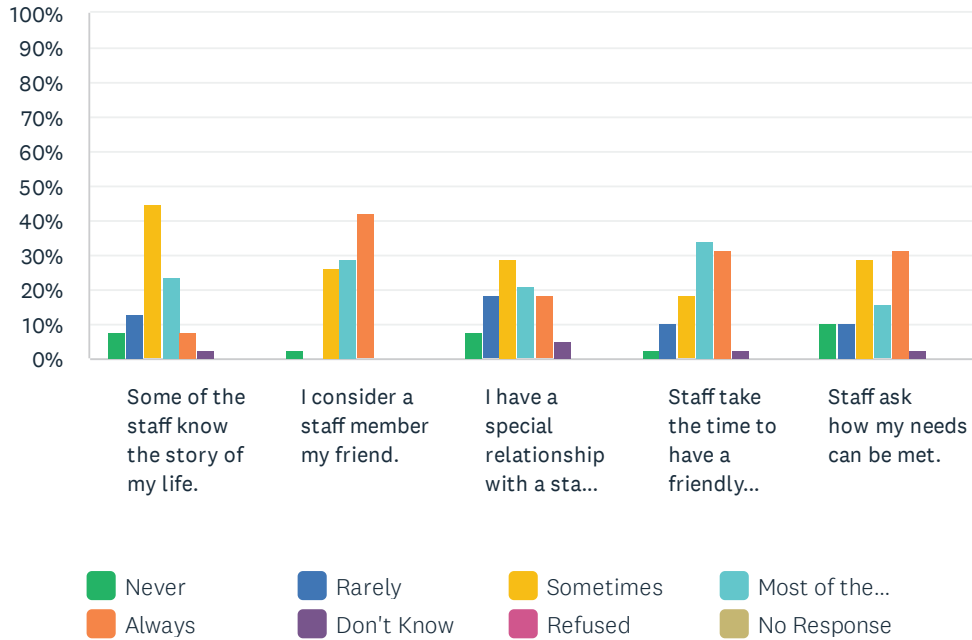
Answered: 38 Skipped: 0



	NEVER	RARELY	SOMETIMES	MOST OF THE TIME	ALWAYS	DON'T KNOW	REFUSED	NO RESPONSE	TOTAL
The care and support I get helps me live my life the way I want.	2.63% 1	5.26% 2	28.95% 11	31.58% 12	31.58% 12	0.00% 0	0.00% 0	0.00% 0	38
Staff respond quickly when I ask for assistance.	2.63% 1	0.00% 0	28.95% 11	36.84% 14	31.58% 12	0.00% 0	0.00% 0	0.00% 0	38
Caressant Care staff respond to my suggestions.	10.53% 4	7.89% 3	36.84% 14	23.68% 9	18.42% 7	0.00% 0	0.00% 0	2.63% 1	38
I get the health services that I need.	0.00% 0	2.63% 1	10.53% 4	34.21% 13	52.63% 20	0.00% 0	0.00% 0	0.00% 0	38

Q10 Staff-Resident Bonding: For each statement, please answer with one of the available choices.

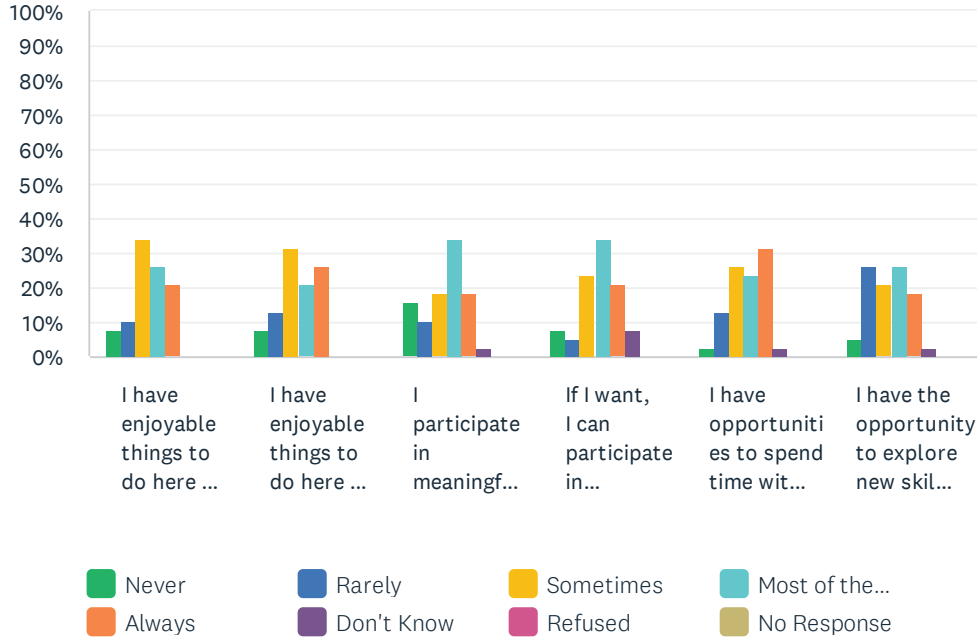
Answered: 38 Skipped: 0



	NEVER	RARELY	SOMETIMES	MOST OF THE TIME	ALWAYS	DON'T KNOW	REFUSED	NO RESPONSE	TOTAL
Some of the staff know the story of my life.	7.89% 3	13.16% 5	44.74% 17	23.68% 9	7.89% 3	2.63% 1	0.00% 0	0.00% 0	38
I consider a staff member my friend.	2.63% 1	0.00% 0	26.32% 10	28.95% 11	42.11% 16	0.00% 0	0.00% 0	0.00% 0	38
I have a special relationship with a staff member.	7.89% 3	18.42% 7	28.95% 11	21.05% 8	18.42% 7	5.26% 2	0.00% 0	0.00% 0	38
Staff take the time to have a friendly conversation with me.	2.63% 1	10.53% 4	18.42% 7	34.21% 13	31.58% 12	2.63% 1	0.00% 0	0.00% 0	38
Staff ask how my needs can be met.	10.53% 4	10.53% 4	28.95% 11	15.79% 6	31.58% 12	2.63% 1	0.00% 0	0.00% 0	38

Q11 Activities: Now, let's look at how you feel about activities. For each statement, please answer with one of the available choices.

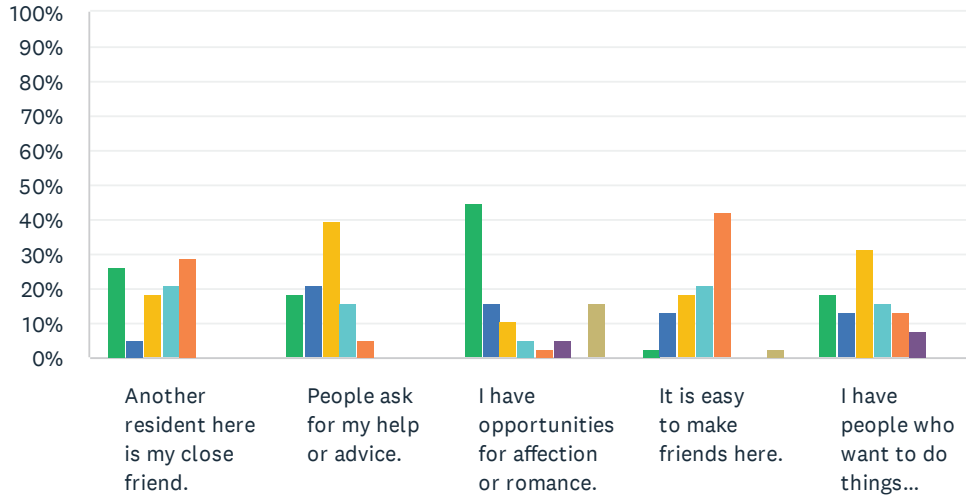
Answered: 38 Skipped: 0



	NEVER	RARELY	SOMETIMES	MOST OF THE TIME	ALWAYS	DON'T KNOW	REFUSED	NO RESPONSE	TOTAL
I have enjoyable things to do here on weekends.	7.89% 3	10.53% 4	34.21% 13	26.32% 10	21.05% 8	0.00% 0	0.00% 0	0.00% 0	38
I have enjoyable things to do here in the evenings.	7.89% 3	13.16% 5	31.58% 12	21.05% 8	26.32% 10	0.00% 0	0.00% 0	0.00% 0	38
I participate in meaningful activities.	15.79% 6	10.53% 4	18.42% 7	34.21% 13	18.42% 7	2.63% 1	0.00% 0	0.00% 0	38
If I want, I can participate in religious activities that have meaning to me.	7.89% 3	5.26% 2	23.68% 9	34.21% 13	21.05% 8	7.89% 3	0.00% 0	0.00% 0	38
I have opportunities to spend time with other like-minded residents.	2.63% 1	13.16% 5	26.32% 10	23.68% 9	31.58% 12	2.63% 1	0.00% 0	0.00% 0	38
I have the opportunity to explore new skills and interests.	5.26% 2	26.32% 10	21.05% 8	26.32% 10	18.42% 7	2.63% 1	0.00% 0	0.00% 0	38

Q12 Personal Relationships: Next, we will talk about your relationships with others. For each statement, please answer with one of the available choices.

Answered: 38 Skipped: 0

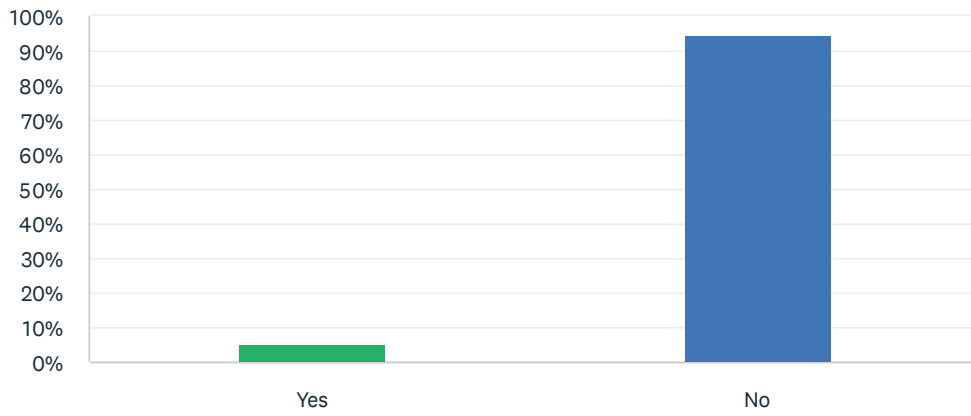


■ Never ■ Rarely ■ Sometimes ■ Most of the...
■ Always ■ Don't Know ■ Refused ■ No Response

	NEVER	RARELY	SOMETIMES	MOST OF THE TIME	ALWAYS	DON'T KNOW	REFUSED	NO RESPONSE	TOTAL
Another resident here is my close friend.	26.32% 10	5.26% 2	18.42% 7	21.05% 8	28.95% 11	0.00% 0	0.00% 0	0.00% 0	38
People ask for my help or advice.	18.42% 7	21.05% 8	39.47% 15	15.79% 6	5.26% 2	0.00% 0	0.00% 0	0.00% 0	38
I have opportunities for affection or romance.	44.74% 17	15.79% 6	10.53% 4	5.26% 2	2.63% 1	5.26% 2	0.00% 0	15.79% 6	38
It is easy to make friends here.	2.63% 1	13.16% 5	18.42% 7	21.05% 8	42.11% 16	0.00% 0	0.00% 0	2.63% 1	38
I have people who want to do things together with me.	18.42% 7	13.16% 5	31.58% 12	15.79% 6	13.16% 5	7.89% 3	0.00% 0	0.00% 0	38

Q13 I am part of a couple.

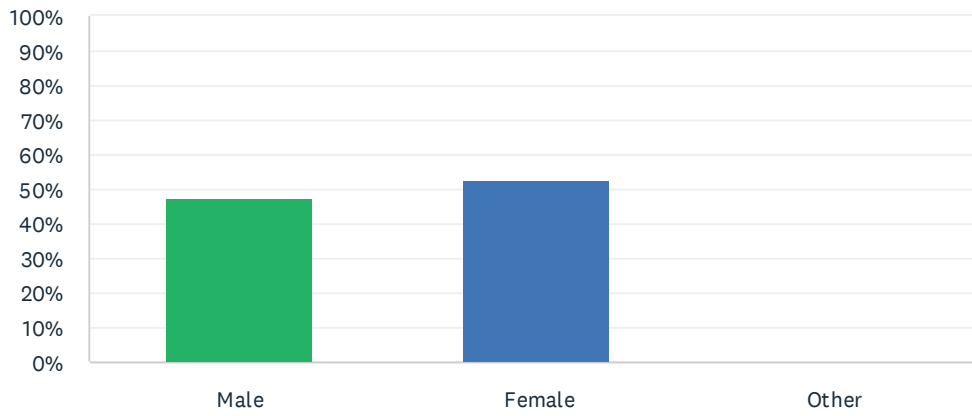
Answered: 38 Skipped: 0



ANSWER CHOICES	RESPONSES
Yes	5.26% 2
No	94.74% 36
TOTAL	38

Q14 My gender is:

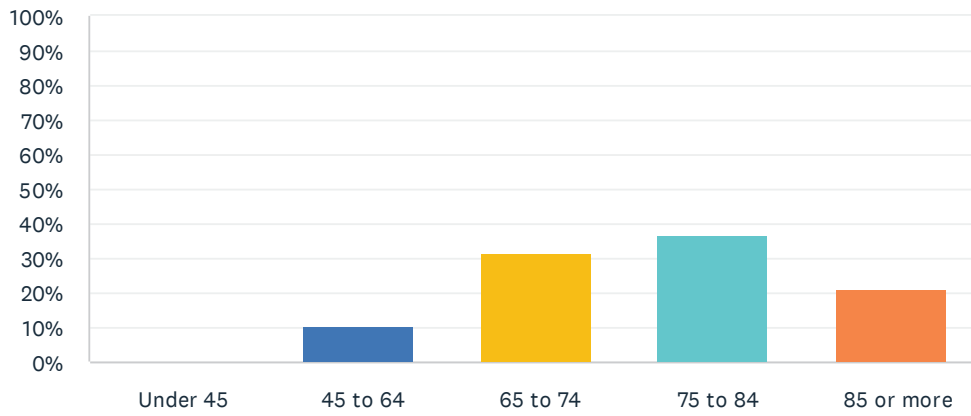
Answered: 38 Skipped: 0



ANSWER CHOICES	RESPONSES	
Male	47.37%	18
Female	52.63%	20
Other	0.00%	0
TOTAL		38

Q15 My age in years is:

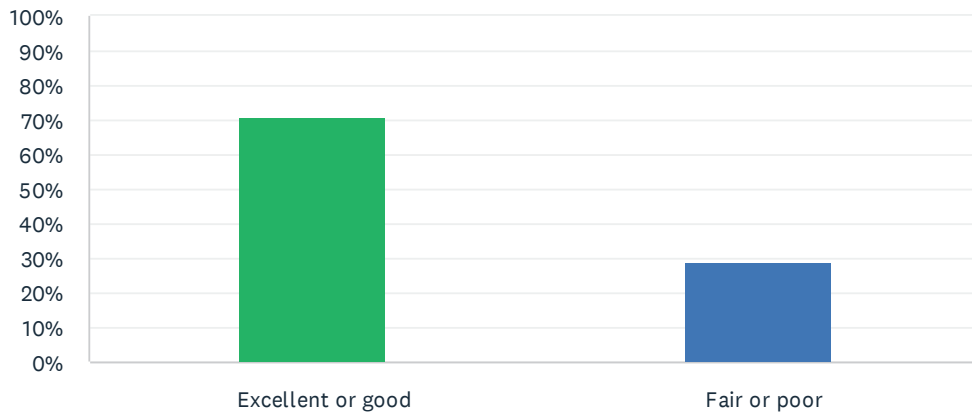
Answered: 38 Skipped: 0



ANSWER CHOICES	RESPONSES
Under 45	0.00% 0
45 to 64	10.53% 4
65 to 74	31.58% 12
75 to 84	36.84% 14
85 or more	21.05% 8
TOTAL	38

Q16 My health is:

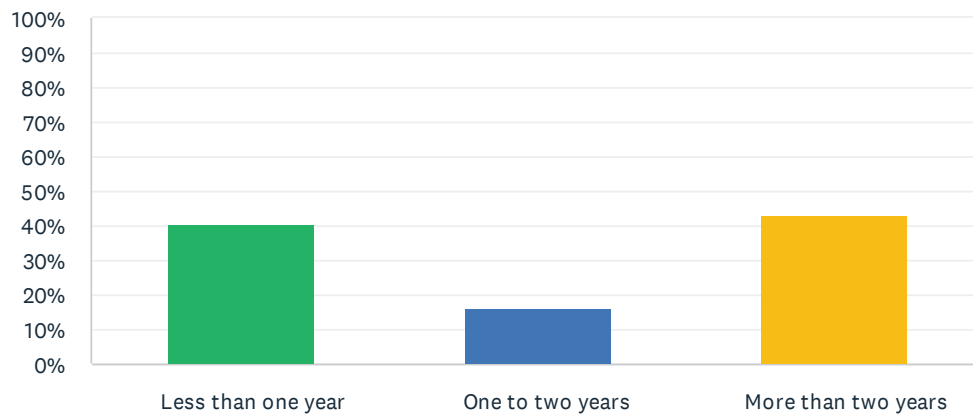
Answered: 38 Skipped: 0



ANSWER CHOICES	RESPONSES	
Excellent or good	71.05%	27
Fair or poor	28.95%	11
TOTAL		38

Q17 I have lived at this LTC Home for:

Answered: 37 Skipped: 1



ANSWER CHOICES	RESPONSES	
Less than one year	40.54%	15
One to two years	16.22%	6
More than two years	43.24%	16
TOTAL		37