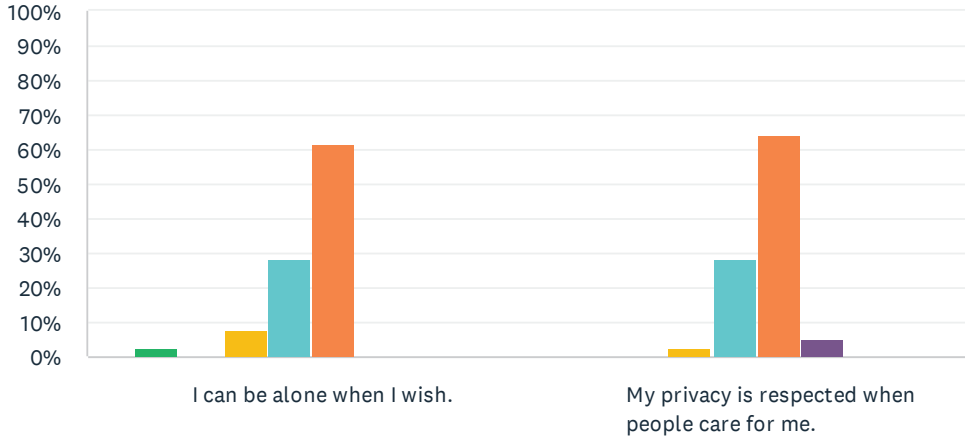


Q1 Privacy: First, I'd like to talk to you about privacy. For each statement, please answer with one of the available choices.

Answered: 39 Skipped: 0

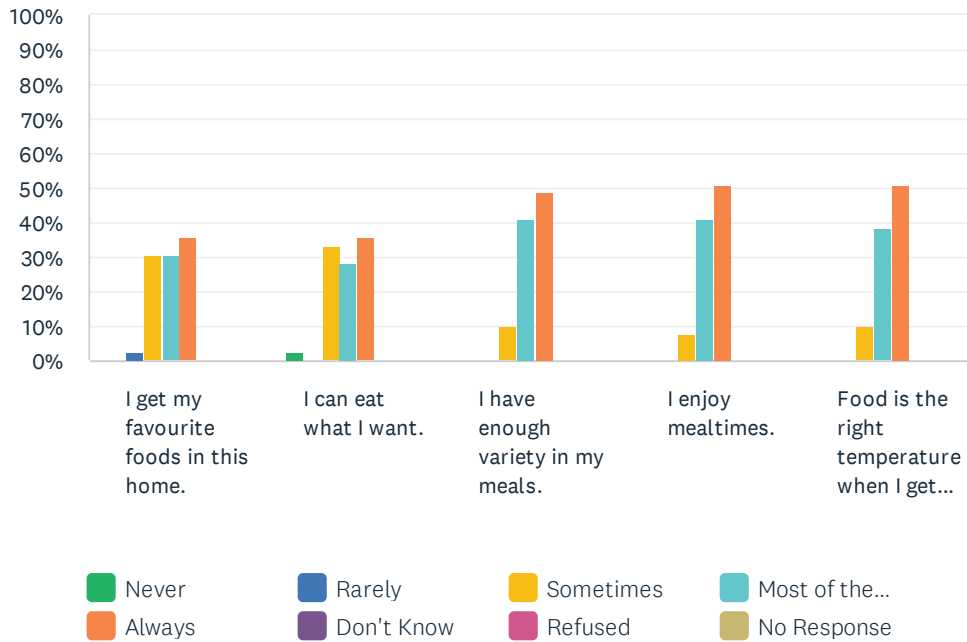


■ Never ■ Rarely ■ Sometimes ■ Most of the...
■ Always ■ Don't Know ■ Refused ■ No Response

| | NEVER | RARELY | SOMETIMES | MOST OF THE TIME | ALWAYS | DON'T KNOW | REFUSED | NO RESPONSE | TOTAL |
|--|------------|------------|------------|------------------|--------------|------------|------------|-------------|-------|
| I can be alone when I wish. | 2.56% 1 | 0.00% 0 | 7.69% 3 | 28.21% 11 | 61.54% 24 | 0.00% 0 | 0.00% 0 | 0.00% 0 | 39 |
| My privacy is respected when people care for me. | 0.00% 0 | 0.00% 0 | 2.56% 1 | 28.21% 11 | 64.10% 25 | 5.13% 2 | 0.00% 0 | 0.00% 0 | 39 |

Q2 Food and Meals: The items that follow are about food. For each statement, please answer one of the available choices.

Answered: 39 Skipped: 0



| | NEVER | RARELY | SOMETIMES | MOST OF THE TIME | ALWAYS | DON'T KNOW | REFUSED | NO RESPONSE | TOTAL |
|---|------------|------------|--------------|------------------|--------------|------------|------------|-------------|-------|
| I get my favourite foods in this home. | 0.00% 0 | 2.56% 1 | 30.77% 12 | 30.77% 12 | 35.90% 14 | 0.00% 0 | 0.00% 0 | 0.00% 0 | 39 |
| I can eat what I want. | 2.56% 1 | 0.00% 0 | 33.33% 13 | 28.21% 11 | 35.90% 14 | 0.00% 0 | 0.00% 0 | 0.00% 0 | 39 |
| I have enough variety in my meals. | 0.00% 0 | 0.00% 0 | 10.26% 4 | 41.03% 16 | 48.72% 19 | 0.00% 0 | 0.00% 0 | 0.00% 0 | 39 |
| I enjoy mealtimes. | 0.00% 0 | 0.00% 0 | 7.69% 3 | 41.03% 16 | 51.28% 20 | 0.00% 0 | 0.00% 0 | 0.00% 0 | 39 |
| Food is the right temperature when I get to eat it. | 0.00% 0 | 0.00% 0 | 10.26% 4 | 38.46% 15 | 51.28% 20 | 0.00% 0 | 0.00% 0 | 0.00% 0 | 39 |

Q3 What are your most favourite dishes that we offer?

Answered: 20 Skipped: 19

| # | RESPONSES | DATE |
|----|--|---------------------|
| 1 | Chicken | 12/26/2023 12:41 PM |
| 2 | Desserts | 12/5/2023 3:29 PM |
| 3 | Likes any food | 10/31/2023 3:33 PM |
| 4 | jello hamburgers cereal | 10/26/2023 12:40 PM |
| 5 | toast at breakfast | 10/24/2023 3:43 PM |
| 6 | no answer | 10/17/2023 3:31 PM |
| 7 | Meatballs, chicken balls, stuffed chicken, lasagna | 10/10/2023 4:03 PM |
| 8 | Pasta, Chicken | 9/26/2023 3:32 PM |
| 9 | Chicken with a little gravy | 9/19/2023 3:47 PM |
| 10 | banana cups eggs | 9/19/2023 3:27 PM |
| 11 | Enjoys roast beef with gravy | 9/12/2023 4:08 PM |
| 12 | Chicken | 8/8/2023 3:57 PM |
| 13 | Pancakes, | 7/31/2023 2:52 PM |
| 14 | plain foods | 7/6/2023 11:44 AM |
| 15 | spaghetti | 6/6/2023 3:37 PM |
| 16 | ice cream | 6/6/2023 3:31 PM |
| 17 | meat and potatoes | 6/6/2023 3:23 PM |
| 18 | no preference | 3/13/2023 10:36 AM |
| 19 | potatoes, beets, carrots, cabbage salad, | 2/8/2023 3:22 PM |
| 20 | likes it all | 2/1/2023 3:17 PM |

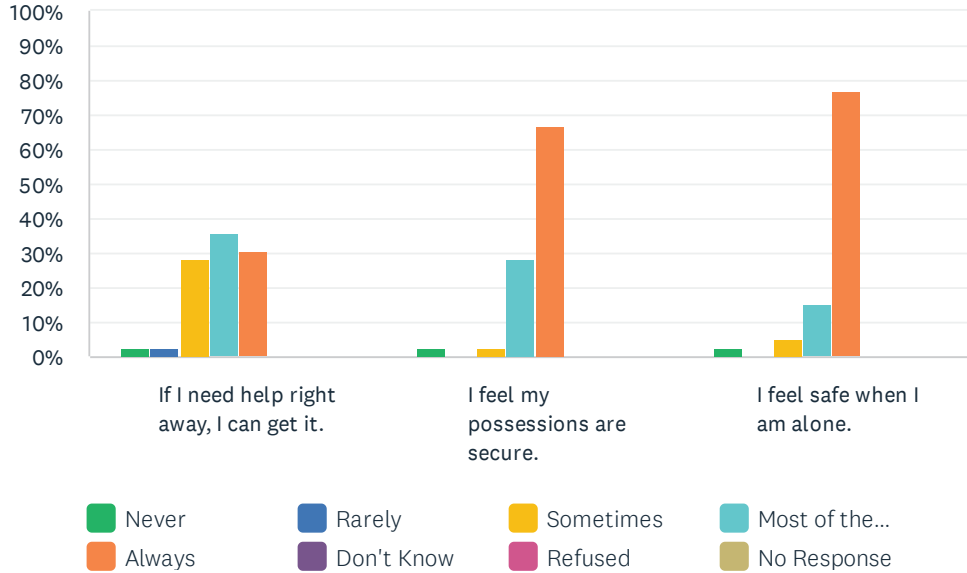
Q4 What are your least favourite dishes that we offer?

Answered: 12 Skipped: 27

| # | RESPONSES | DATE |
|----|------------------------------------|---------------------|
| 1 | ham, | 12/26/2023 12:41 PM |
| 2 | poor texture on potatoes | 11/5/2023 3:23 PM |
| 3 | salad vegetables and anything else | 10/26/2023 12:40 PM |
| 4 | Liver Fish | 10/17/2023 3:31 PM |
| 5 | Broccoli, wax beans | 10/10/2023 4:03 PM |
| 6 | Side vegetables | 9/19/2023 3:47 PM |
| 7 | n/a | 9/19/2023 3:27 PM |
| 8 | n/a | 9/12/2023 4:08 PM |
| 9 | fish | 8/8/2023 3:57 PM |
| 10 | liver | 6/6/2023 3:37 PM |
| 11 | cabbage | 6/6/2023 3:23 PM |
| 12 | enjoy all meals | 3/13/2023 10:36 AM |

Q5 Safety and Security: Now let's talk about safety. For each statement, please answer one of the available choices.

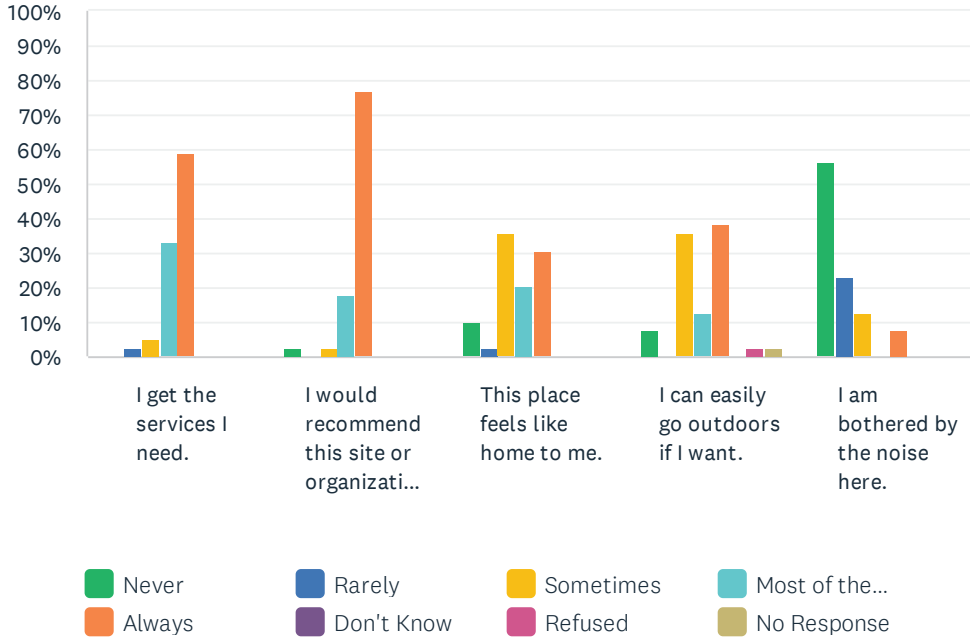
Answered: 39 Skipped: 0



| | NEVER | RARELY | SOMETIMES | MOST OF THE TIME | ALWAYS | DON'T KNOW | REFUSED | NO RESPONSE | TOTAL |
|--|------------|------------|--------------|------------------|--------------|------------|------------|-------------|-------|
| If I need help right away, I can get it. | 2.56% 1 | 2.56% 1 | 28.21% 11 | 35.90% 14 | 30.77% 12 | 0.00% 0 | 0.00% 0 | 0.00% 0 | 39 |
| I feel my possessions are secure. | 2.56% 1 | 0.00% 0 | 2.56% 1 | 28.21% 11 | 66.67% 26 | 0.00% 0 | 0.00% 0 | 0.00% 0 | 39 |
| I feel safe when I am alone. | 2.56% 1 | 0.00% 0 | 5.13% 2 | 15.38% 6 | 76.92% 30 | 0.00% 0 | 0.00% 0 | 0.00% 0 | 39 |

Q6 Comfort Items: The items that follow focus on your life here. For each statement, please answer with one of the available choices.

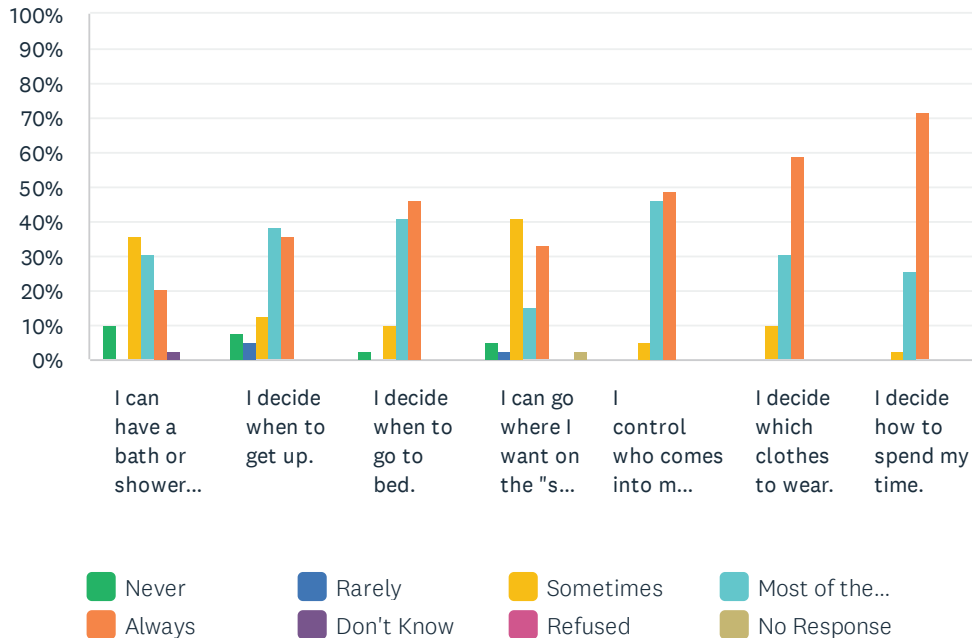
Answered: 39 Skipped: 0



| | NEVER | RARELY | SOMETIMES | MOST OF THE TIME | ALWAYS | DON'T KNOW | REFUSED | NO RESPONSE | TOTAL |
|--|--------------|-------------|--------------|------------------|--------------|------------|------------|-------------|-------|
| I get the services I need. | 0.00% 0 | 2.56% 1 | 5.13% 2 | 33.33% 13 | 58.97% 23 | 0.00% 0 | 0.00% 0 | 0.00% 0 | 39 |
| I would recommend this site or organization to others. | 2.56% 1 | 0.00% 0 | 2.56% 1 | 17.95% 7 | 76.92% 30 | 0.00% 0 | 0.00% 0 | 0.00% 0 | 39 |
| This place feels like home to me. | 10.26% 4 | 2.56% 1 | 35.90% 14 | 20.51% 8 | 30.77% 12 | 0.00% 0 | 0.00% 0 | 0.00% 0 | 39 |
| I can easily go outdoors if I want. | 7.69% 3 | 0.00% 0 | 35.90% 14 | 12.82% 5 | 38.46% 15 | 0.00% 0 | 2.56% 1 | 2.56% 1 | 39 |
| I am bothered by the noise here. | 56.41% 22 | 23.08% 9 | 12.82% 5 | 0.00% 0 | 7.69% 3 | 0.00% 0 | 0.00% 0 | 0.00% 0 | 39 |

Q7 Daily Decision Items (Autonomy): The items that follow focus on your daily decisions. For each statement, please answer with one of the available choices.

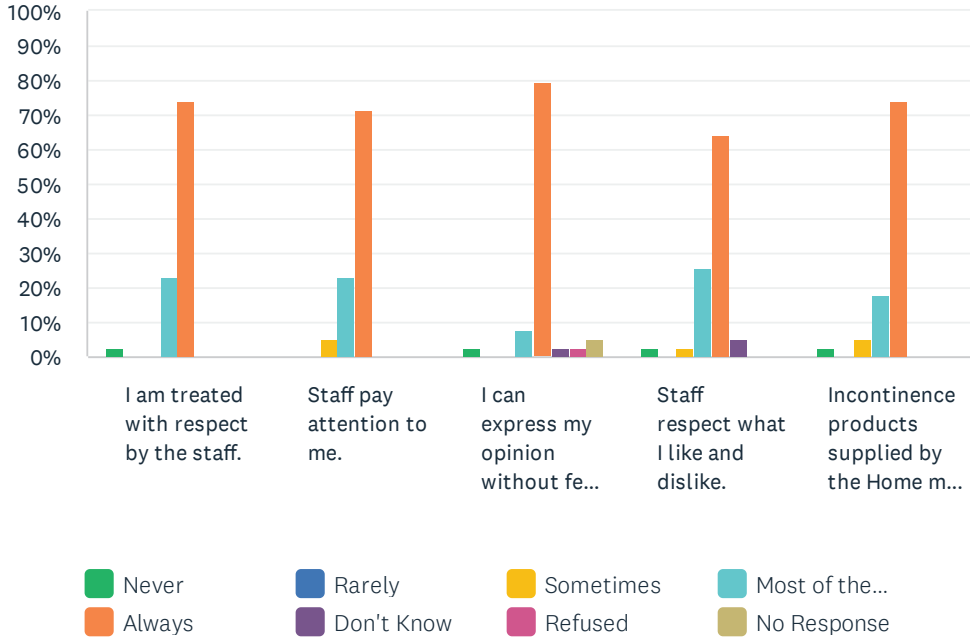
Answered: 39 Skipped: 0



| | NEVER | RARELY | SOMETIMES | MOST OF THE TIME | ALWAYS | DON'T KNOW | REFUSED | NO RESPONSE | TOTAL |
|--|-------------|------------|--------------|------------------|--------------|------------|------------|-------------|-------|
| I can have a bath or shower as often as I want. | 10.26% 4 | 0.00% 0 | 35.90% 14 | 30.77% 12 | 20.51% 8 | 2.56% 1 | 0.00% 0 | 0.00% 0 | 39 |
| I decide when to get up. | 7.69% 3 | 5.13% 2 | 12.82% 5 | 38.46% 15 | 35.90% 14 | 0.00% 0 | 0.00% 0 | 0.00% 0 | 39 |
| I decide when to go to bed. | 2.56% 1 | 0.00% 0 | 10.26% 4 | 41.03% 16 | 46.15% 18 | 0.00% 0 | 0.00% 0 | 0.00% 0 | 39 |
| I can go where I want on the "spur of the moment." | 5.13% 2 | 2.56% 1 | 41.03% 16 | 15.38% 6 | 33.33% 13 | 0.00% 0 | 0.00% 0 | 2.56% 1 | 39 |
| I control who comes into my room. | 0.00% 0 | 0.00% 0 | 5.13% 2 | 46.15% 18 | 48.72% 19 | 0.00% 0 | 0.00% 0 | 0.00% 0 | 39 |
| I decide which clothes to wear. | 0.00% 0 | 0.00% 0 | 10.26% 4 | 30.77% 12 | 58.97% 23 | 0.00% 0 | 0.00% 0 | 0.00% 0 | 39 |
| I decide how to spend my time. | 0.00% 0 | 0.00% 0 | 2.56% 1 | 25.64% 10 | 71.79% 28 | 0.00% 0 | 0.00% 0 | 0.00% 0 | 39 |

Q8 Respect by Staff: Now I'd like to discuss how you feel about staff here. For each statement, please answer one of the available choices.

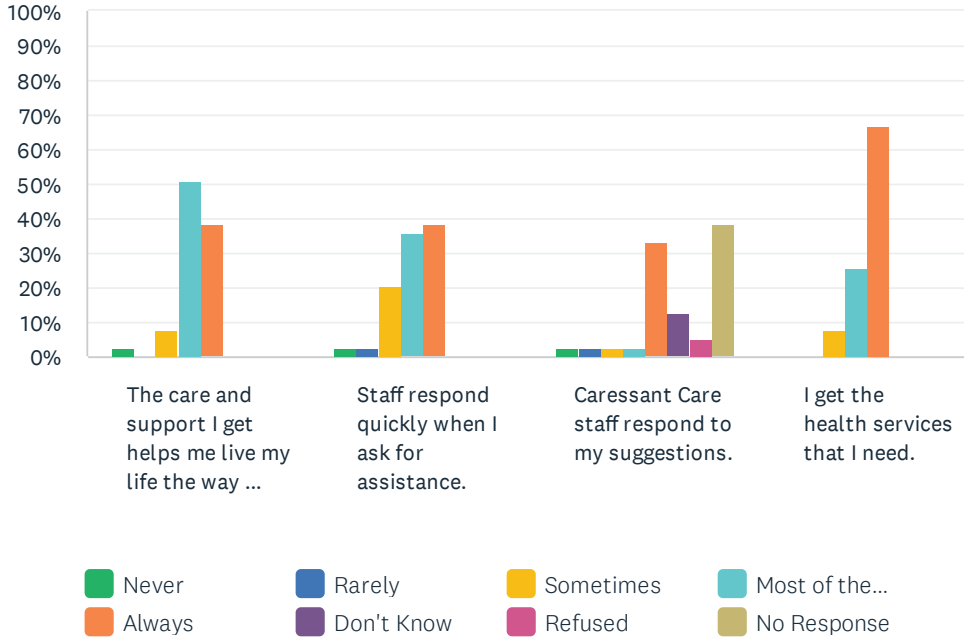
Answered: 39 Skipped: 0



| | NEVER | RARELY | SOMETIMES | MOST OF THE TIME | ALWAYS | DON'T KNOW | REFUSED | NO RESPONSE | TOTAL |
|---|------------|------------|------------|------------------|--------------|------------|------------|-------------|-------|
| I am treated with respect by the staff. | 2.56% 1 | 0.00% 0 | 0.00% 0 | 23.08% 9 | 74.36% 29 | 0.00% 0 | 0.00% 0 | 0.00% 0 | 39 |
| Staff pay attention to me. | 0.00% 0 | 0.00% 0 | 5.13% 2 | 23.08% 9 | 71.79% 28 | 0.00% 0 | 0.00% 0 | 0.00% 0 | 39 |
| I can express my opinion without fear of consequences. | 2.56% 1 | 0.00% 0 | 0.00% 0 | 7.69% 3 | 79.49% 31 | 2.56% 1 | 2.56% 1 | 5.13% 2 | 39 |
| Staff respect what I like and dislike. | 2.56% 1 | 0.00% 0 | 2.56% 1 | 25.64% 10 | 64.10% 25 | 5.13% 2 | 0.00% 0 | 0.00% 0 | 39 |
| Incontinence products supplied by the Home meet my needs. | 2.56% 1 | 0.00% 0 | 5.13% 2 | 17.95% 7 | 74.36% 29 | 0.00% 0 | 0.00% 0 | 0.00% 0 | 39 |

Q9 Staff Responsiveness: For each statement, please answer with one of the available choices.

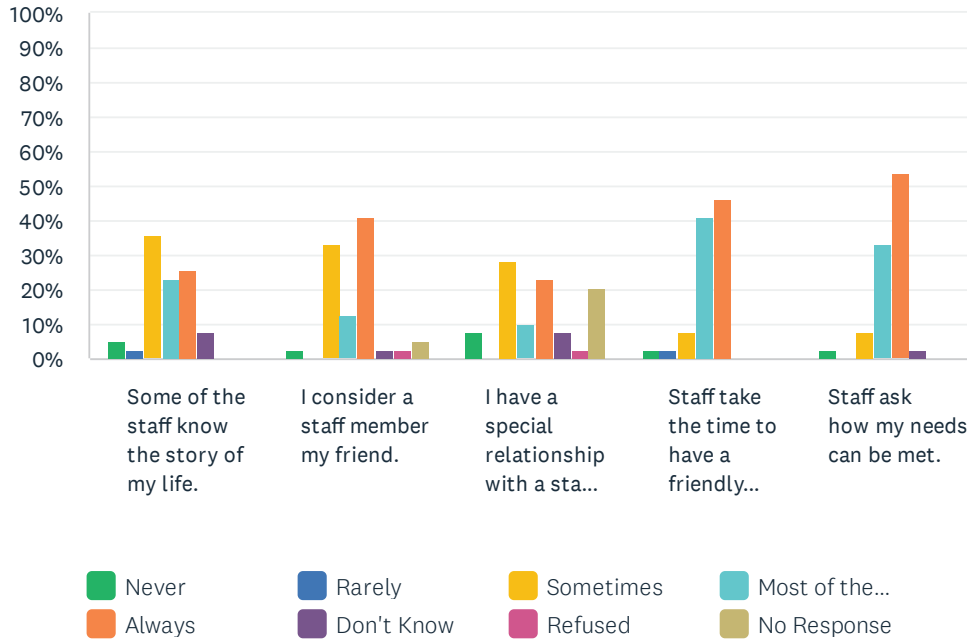
Answered: 39 Skipped: 0



| | NEVER | RARELY | SOMETIMES | MOST OF THE TIME | ALWAYS | DON'T KNOW | REFUSED | NO RESPONSE | TOTAL |
|--|------------|------------|-------------|------------------|--------------|-------------|------------|--------------|-------|
| The care and support I get helps me live my life the way I want. | 2.56% 1 | 0.00% 0 | 7.69% 3 | 51.28% 20 | 38.46% 15 | 0.00% 0 | 0.00% 0 | 0.00% 0 | 39 |
| Staff respond quickly when I ask for assistance. | 2.56% 1 | 2.56% 1 | 20.51% 8 | 35.90% 14 | 38.46% 15 | 0.00% 0 | 0.00% 0 | 0.00% 0 | 39 |
| Caressant Care staff respond to my suggestions. | 2.56% 1 | 2.56% 1 | 2.56% 1 | 2.56% 1 | 33.33% 13 | 12.82% 5 | 5.13% 2 | 38.46% 15 | 39 |
| I get the health services that I need. | 0.00% 0 | 0.00% 0 | 7.69% 3 | 25.64% 10 | 66.67% 26 | 0.00% 0 | 0.00% 0 | 0.00% 0 | 39 |

Q10 Staff-Resident Bonding: For each statement, please answer with one of the available choices.

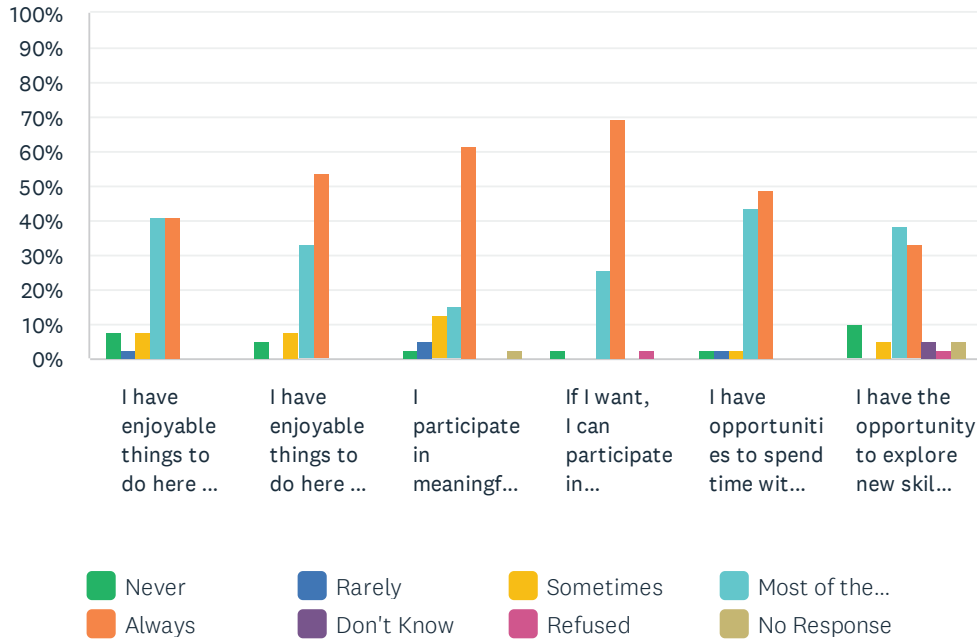
Answered: 39 Skipped: 0



| | NEVER | RARELY | SOMETIMES | MOST OF THE TIME | ALWAYS | DON'T KNOW | REFUSED | NO RESPONSE | TOTAL |
|--|------------|------------|--------------|------------------|--------------|------------|------------|-------------|-------|
| Some of the staff know the story of my life. | 5.13% 2 | 2.56% 1 | 35.90% 14 | 23.08% 9 | 25.64% 10 | 7.69% 3 | 0.00% 0 | 0.00% 0 | 39 |
| I consider a staff member my friend. | 2.56% 1 | 0.00% 0 | 33.33% 13 | 12.82% 5 | 41.03% 16 | 2.56% 1 | 2.56% 1 | 5.13% 2 | 39 |
| I have a special relationship with a staff member. | 7.69% 3 | 0.00% 0 | 28.21% 11 | 10.26% 4 | 23.08% 9 | 7.69% 3 | 2.56% 1 | 20.51% 8 | 39 |
| Staff take the time to have a friendly conversation with me. | 2.56% 1 | 2.56% 1 | 7.69% 3 | 41.03% 16 | 46.15% 18 | 0.00% 0 | 0.00% 0 | 0.00% 0 | 39 |
| Staff ask how my needs can be met. | 2.56% 1 | 0.00% 0 | 7.69% 3 | 33.33% 13 | 53.85% 21 | 2.56% 1 | 0.00% 0 | 0.00% 0 | 39 |

Q11 Activities: Now, let's look at how you feel about activities. For each statement, please answer with one of the available choices.

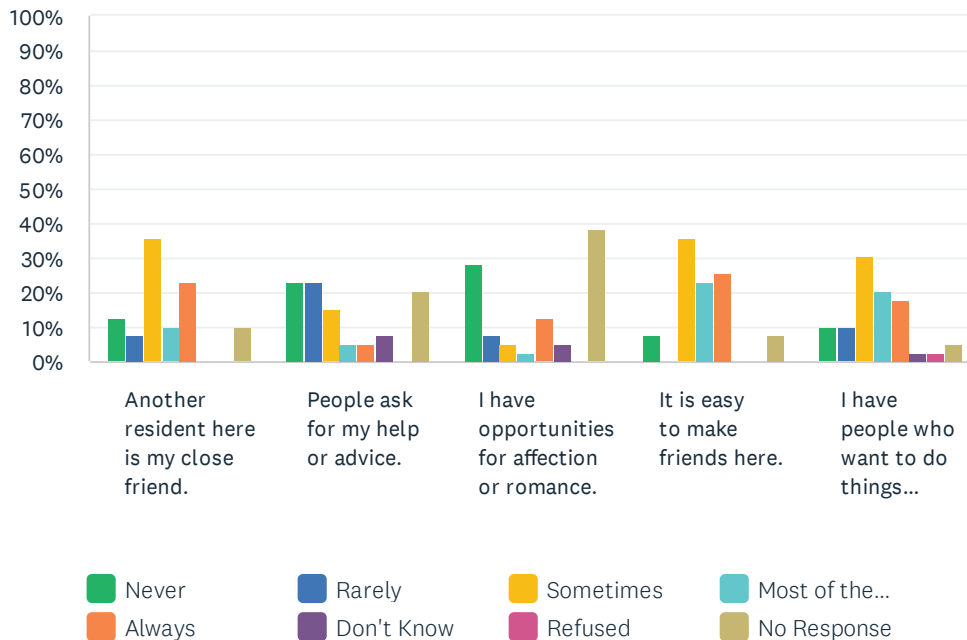
Answered: 39 Skipped: 0



| | NEVER | RARELY | SOMETIMES | MOST OF THE TIME | ALWAYS | DON'T KNOW | REFUSED | NO RESPONSE | TOTAL |
|---|-------------|------------|-------------|------------------|--------------|------------|------------|-------------|-------|
| I have enjoyable things to do here on weekends. | 7.69% 3 | 2.56% 1 | 7.69% 3 | 41.03% 16 | 41.03% 16 | 0.00% 0 | 0.00% 0 | 0.00% 0 | 39 |
| I have enjoyable things to do here in the evenings. | 5.13% 2 | 0.00% 0 | 7.69% 3 | 33.33% 13 | 53.85% 21 | 0.00% 0 | 0.00% 0 | 0.00% 0 | 39 |
| I participate in meaningful activities. | 2.56% 1 | 5.13% 2 | 12.82% 5 | 15.38% 6 | 61.54% 24 | 0.00% 0 | 0.00% 0 | 2.56% 1 | 39 |
| If I want, I can participate in religious activities that have meaning to me. | 2.56% 1 | 0.00% 0 | 0.00% 0 | 25.64% 10 | 69.23% 27 | 0.00% 0 | 2.56% 1 | 0.00% 0 | 39 |
| I have opportunities to spend time with other like-minded residents. | 2.56% 1 | 2.56% 1 | 2.56% 1 | 43.59% 17 | 48.72% 19 | 0.00% 0 | 0.00% 0 | 0.00% 0 | 39 |
| I have the opportunity to explore new skills and interests. | 10.26% 4 | 0.00% 0 | 5.13% 2 | 38.46% 15 | 33.33% 13 | 5.13% 2 | 2.56% 1 | 5.13% 2 | 39 |

Q12 Personal Relationships: Next, we will talk about your relationships with others. For each statement, please answer with one of the available choices.

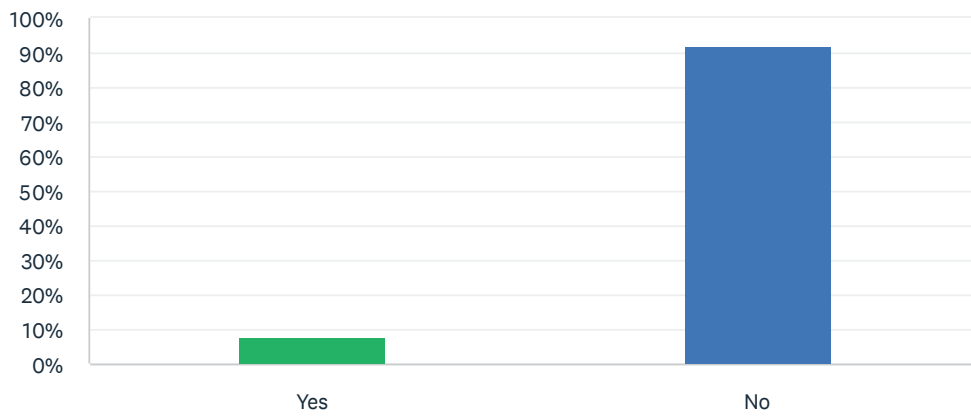
Answered: 39 Skipped: 0



| | NEVER | RARELY | SOMETIMES | MOST OF THE TIME | ALWAYS | DON'T KNOW | REFUSED | NO RESPONSE | TOTAL |
|---|--------------|-------------|--------------|------------------|--------------|------------|------------|--------------|-------|
| Another resident here is my close friend. | 12.82% 5 | 7.69% 3 | 35.90% 14 | 10.26% 4 | 23.08% 9 | 0.00% 0 | 0.00% 0 | 10.26% 4 | 39 |
| People ask for my help or advice. | 23.08% 9 | 23.08% 9 | 15.38% 6 | 5.13% 2 | 5.13% 2 | 7.69% 3 | 0.00% 0 | 20.51% 8 | 39 |
| I have opportunities for affection or romance. | 28.21% 11 | 7.69% 3 | 5.13% 2 | 2.56% 1 | 12.82% 5 | 5.13% 2 | 0.00% 0 | 38.46% 15 | 39 |
| It is easy to make friends here. | 7.69% 3 | 0.00% 0 | 35.90% 14 | 23.08% 9 | 25.64% 10 | 0.00% 0 | 0.00% 0 | 7.69% 3 | 39 |
| I have people who want to do things together with me. | 10.26% 4 | 10.26% 4 | 30.77% 12 | 20.51% 8 | 17.95% 7 | 2.56% 1 | 2.56% 1 | 5.13% 2 | 39 |

Q13 I am part of a couple.

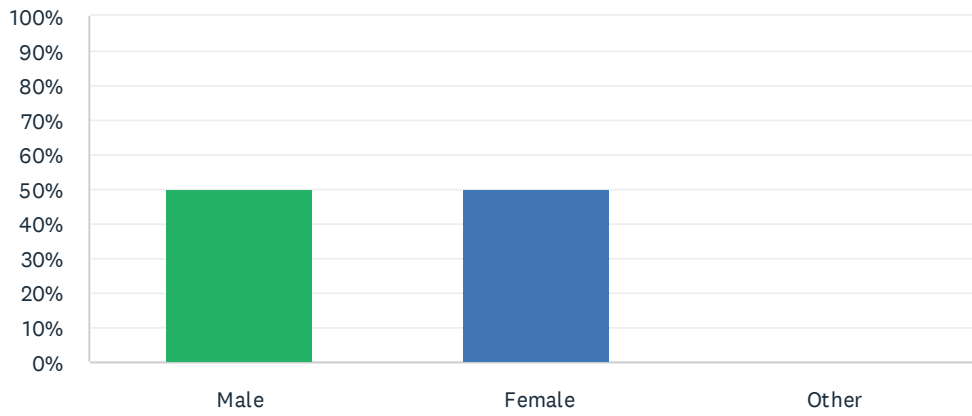
Answered: 38 Skipped: 1



| ANSWER CHOICES | RESPONSES | |
|----------------|-----------|----|
| Yes | 7.89% | 3 |
| No | 92.11% | 35 |
| TOTAL | | 38 |

Q14 My gender is:

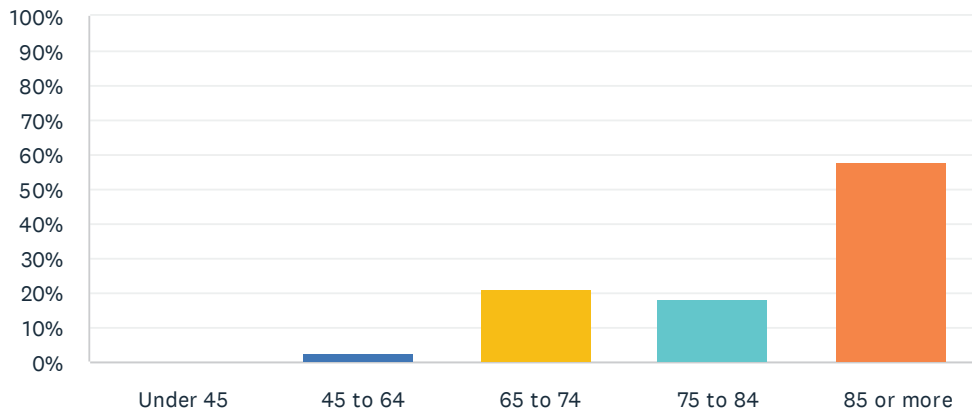
Answered: 38 Skipped: 1



| ANSWER CHOICES | RESPONSES | |
|----------------|-----------|-----------|
| Male | 50.00% | 19 |
| Female | 50.00% | 19 |
| Other | 0.00% | 0 |
| TOTAL | | 38 |

Q15 My age in years is:

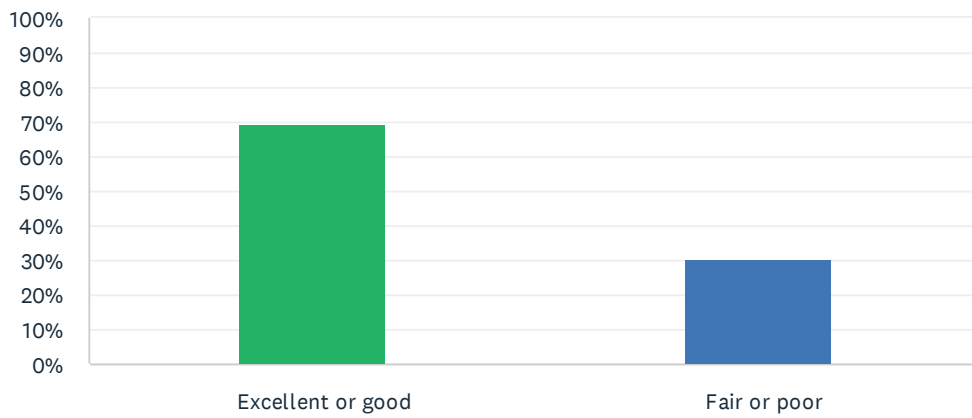
Answered: 38 Skipped: 1



| ANSWER CHOICES | RESPONSES | |
|----------------|-----------|-----------|
| Under 45 | 0.00% | 0 |
| 45 to 64 | 2.63% | 1 |
| 65 to 74 | 21.05% | 8 |
| 75 to 84 | 18.42% | 7 |
| 85 or more | 57.89% | 22 |
| TOTAL | | 38 |

Q16 My health is:

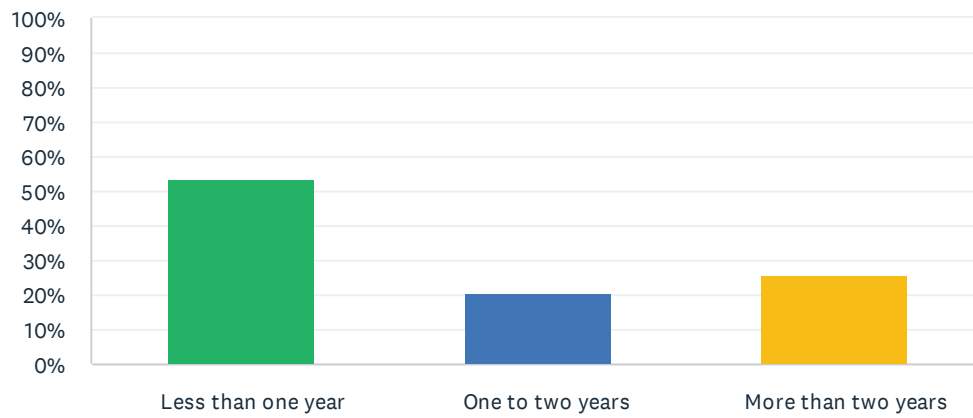
Answered: 39 Skipped: 0



| ANSWER CHOICES | RESPONSES | |
|-------------------|-----------|----|
| Excellent or good | 69.23% | 27 |
| Fair or poor | 30.77% | 12 |
| TOTAL | | 39 |

Q17 I have lived at this LTC Home for:

Answered: 39 Skipped: 0



| ANSWER CHOICES | RESPONSES | |
|---------------------|-----------|-----------|
| Less than one year | 53.85% | 21 |
| One to two years | 20.51% | 8 |
| More than two years | 25.64% | 10 |
| TOTAL | | 39 |