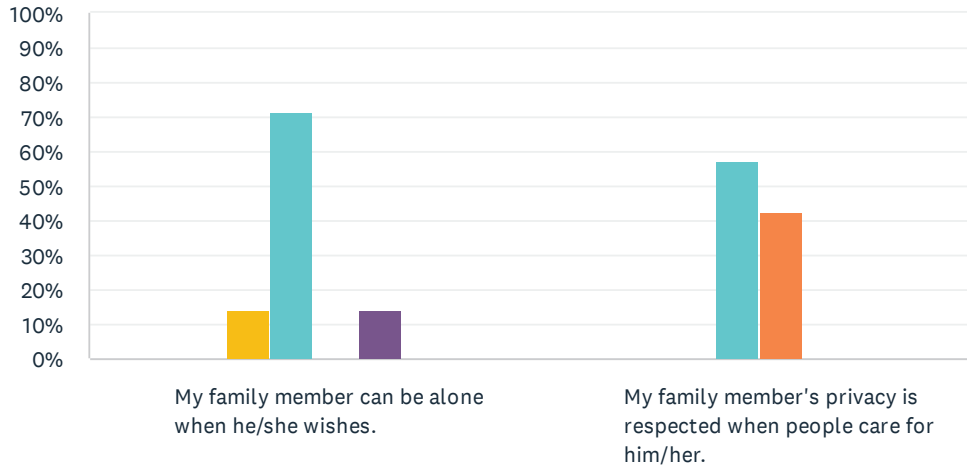


Q1 Privacy: For each statement, please answer with one of the available choices.

Answered: 7 Skipped: 0

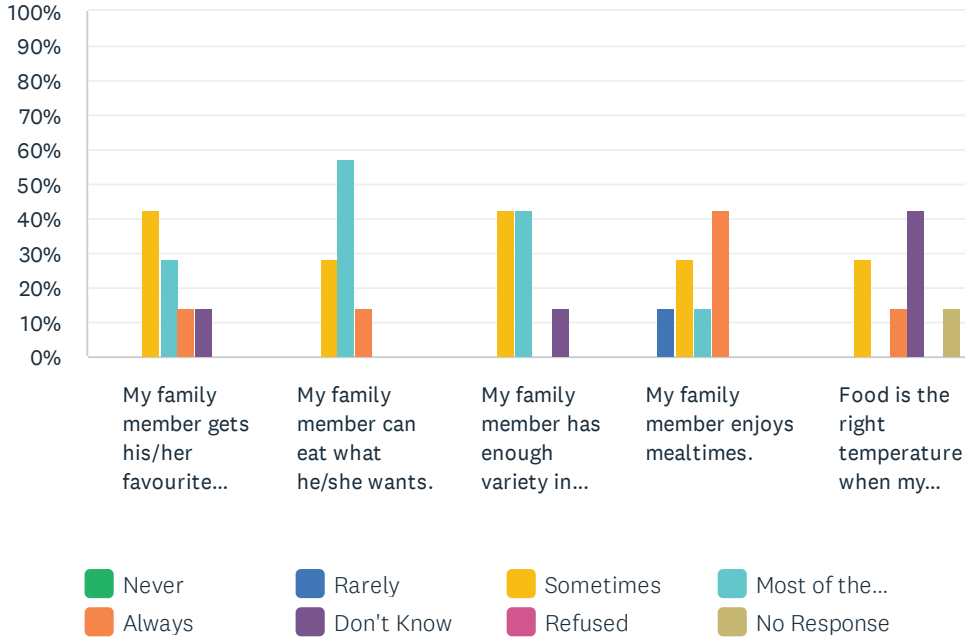


■ Never ■ Rarely ■ Sometimes ■ Most of the...
■ Always ■ Don't Know ■ Refused ■ No Response

	NEVER	RARELY	SOMETIMES	MOST OF THE TIME	ALWAYS	DON'T KNOW	REFUSED	NO RESPONSE	TOTAL
My family member can be alone when he/she wishes.	0.00% 0	0.00% 0	14.29% 1	71.43% 5	0.00% 0	14.29% 1	0.00% 0	0.00% 0	7
My family member's privacy is respected when people care for him/her.	0.00% 0	0.00% 0	0.00% 0	57.14% 4	42.86% 3	0.00% 0	0.00% 0	0.00% 0	7

Q2 Food and Meals: For each statement, please answer one of the available choices.

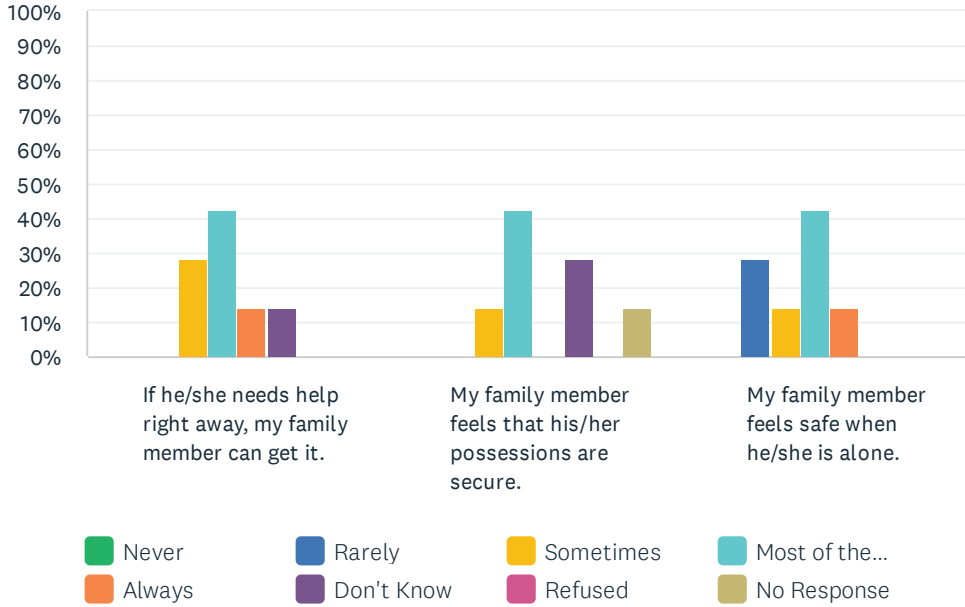
Answered: 7 Skipped: 0



	NEVER	RARELY	SOMETIMES	MOST OF THE TIME	ALWAYS	DON'T KNOW	REFUSED	NO RESPONSE	TOTAL
My family member gets his/her favourite foods in this home.	0.00% 0	0.00% 0	42.86% 3	28.57% 2	14.29% 1	14.29% 1	0.00% 0	0.00% 0	7
My family member can eat what he/she wants.	0.00% 0	0.00% 0	28.57% 2	57.14% 4	14.29% 1	0.00% 0	0.00% 0	0.00% 0	7
My family member has enough variety in his/her meals.	0.00% 0	0.00% 0	42.86% 3	42.86% 3	0.00% 0	14.29% 1	0.00% 0	0.00% 0	7
My family member enjoys mealtimes.	0.00% 0	14.29% 1	28.57% 2	14.29% 1	42.86% 3	0.00% 0	0.00% 0	0.00% 0	7
Food is the right temperature when my family member gets to eat it.	0.00% 0	0.00% 0	28.57% 2	0.00% 0	14.29% 1	42.86% 3	0.00% 0	14.29% 1	7

Q3 Safety and Security: For each statement, please answer one of the available choices.

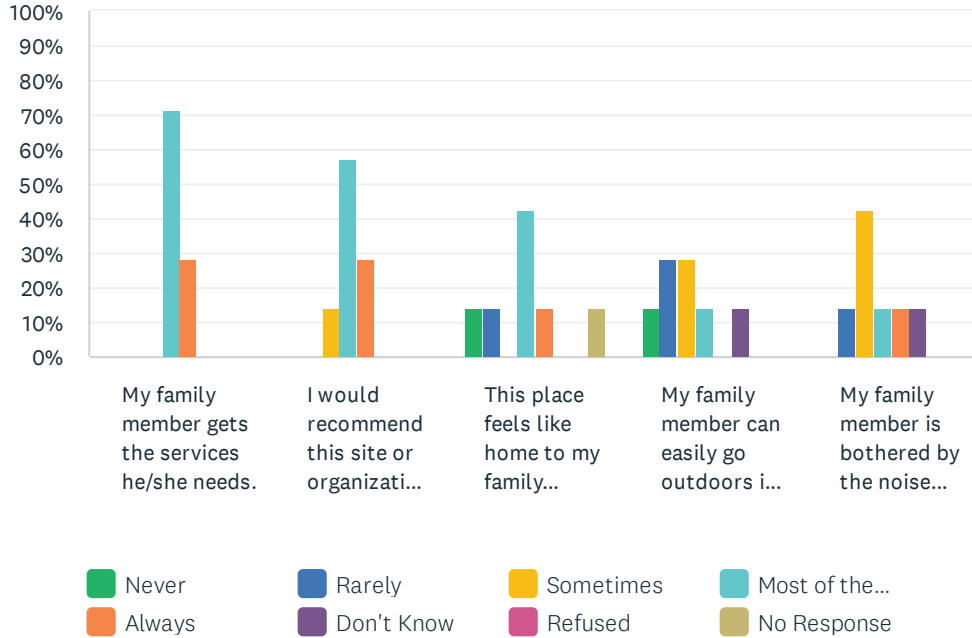
Answered: 7 Skipped: 0



	NEVER	RARELY	SOMETIMES	MOST OF THE TIME	ALWAYS	DON'T KNOW	REFUSED	NO RESPONSE	TOTAL
If he/she needs help right away, my family member can get it.	0.00% 0	0.00% 0	28.57% 2	42.86% 3	14.29% 1	14.29% 1	0.00% 0	0.00% 0	7
My family member feels that his/her possessions are secure.	0.00% 0	0.00% 0	14.29% 1	42.86% 3	0.00% 0	28.57% 2	0.00% 0	14.29% 1	7
My family member feels safe when he/she is alone.	0.00% 0	28.57% 2	14.29% 1	42.86% 3	14.29% 1	0.00% 0	0.00% 0	0.00% 0	7

Q4 Comfort Items: For each statement, please answer with one of the available choices.

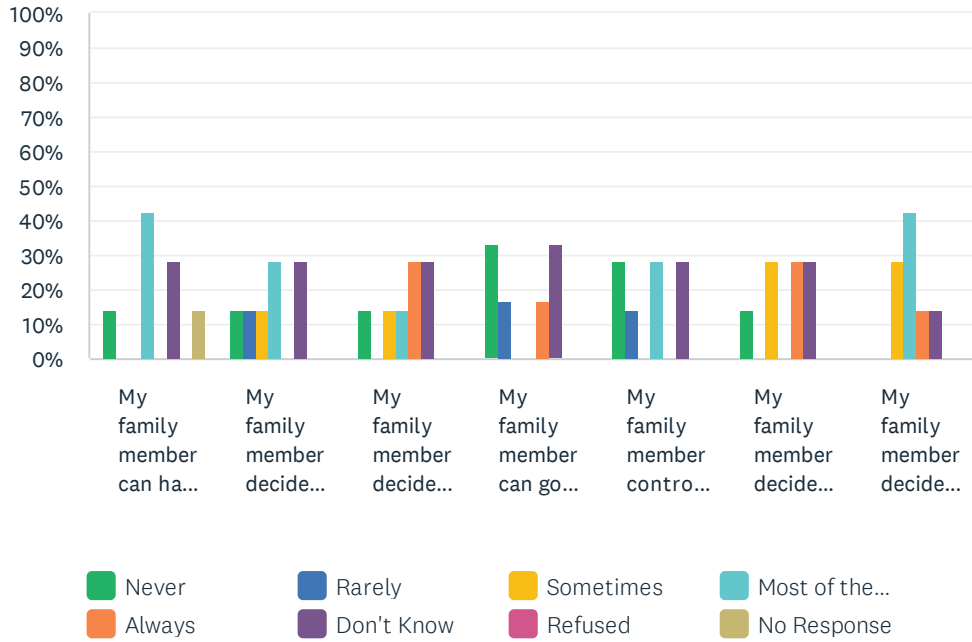
Answered: 7 Skipped: 0



	NEVER	RARELY	SOMETIMES	MOST OF THE TIME	ALWAYS	DON'T KNOW	REFUSED	NO RESPONSE	TOTAL
My family member gets the services he/she needs.	0.00% 0	0.00% 0	0.00% 0	71.43% 5	28.57% 2	0.00% 0	0.00% 0	0.00% 0	7
I would recommend this site or organization to others.	0.00% 0	0.00% 0	14.29% 1	57.14% 4	28.57% 2	0.00% 0	0.00% 0	0.00% 0	7
This place feels like home to my family member.	14.29% 1	14.29% 1	0.00% 0	42.86% 3	14.29% 1	0.00% 0	0.00% 0	14.29% 1	7
My family member can easily go outdoors if he/she wants.	14.29% 1	28.57% 2	28.57% 2	14.29% 1	0.00% 0	14.29% 1	0.00% 0	0.00% 0	7
My family member is bothered by the noise here.	0.00% 0	14.29% 1	42.86% 3	14.29% 1	14.29% 1	14.29% 1	0.00% 0	0.00% 0	7

Q5 Daily Decision Items (Autonomy): For each statement, please answer with one of the available choices.

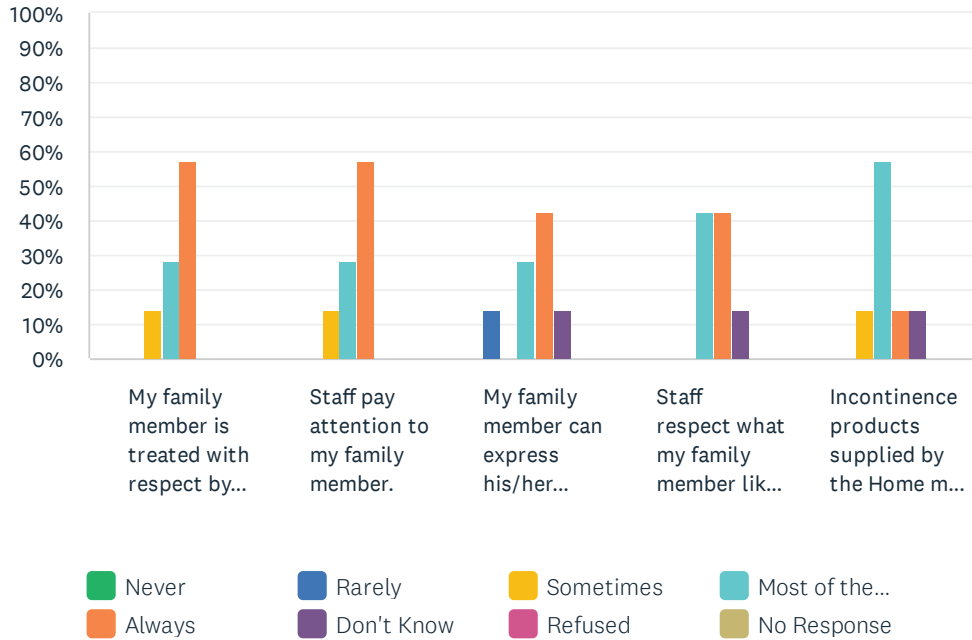
Answered: 7 Skipped: 0



	NEVER	RARELY	SOMETIMES	MOST OF THE TIME	ALWAYS	DON'T KNOW	REFUSED	NO RESPONSE	TOTAL
My family member can have a bath or shower as often as he/she wants.	14.29% 1	0.00% 0	0.00% 0	42.86% 3	0.00% 0	28.57% 2	0.00% 0	14.29% 1	7
My family member decides when to get up.	14.29% 1	14.29% 1	14.29% 1	28.57% 2	0.00% 0	28.57% 2	0.00% 0	0.00% 0	7
My family member decides when to go to bed.	14.29% 1	0.00% 0	14.29% 1	14.29% 1	28.57% 2	28.57% 2	0.00% 0	0.00% 0	7
My family member can go where he/she wants on the "spur of the moment."	33.33% 2	16.67% 1	0.00% 0	0.00% 0	16.67% 1	33.33% 2	0.00% 0	0.00% 0	6
My family member controls who comes into his/her room.	28.57% 2	14.29% 1	0.00% 0	28.57% 2	0.00% 0	28.57% 2	0.00% 0	0.00% 0	7
My family member decides which clothes to wear.	14.29% 1	0.00% 0	28.57% 2	0.00% 0	28.57% 2	28.57% 2	0.00% 0	0.00% 0	7
My family member decides how to spend his/her time.	0.00% 0	0.00% 0	28.57% 2	42.86% 3	14.29% 1	14.29% 1	0.00% 0	0.00% 0	7

Q6 Respect by Staff: For each statement, please answer one of the available choices.

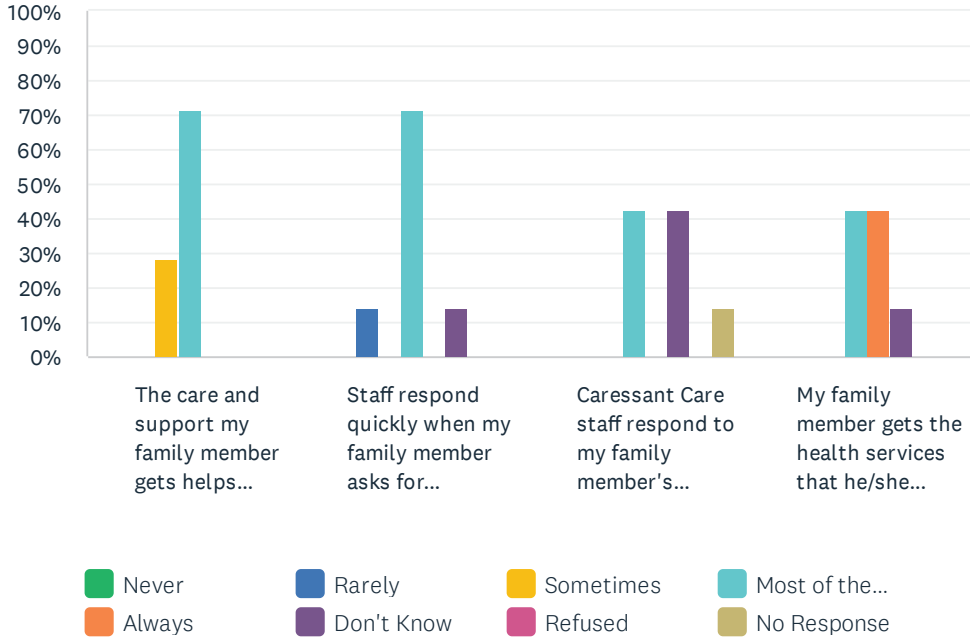
Answered: 7 Skipped: 0



	NEVER	RARELY	SOMETIMES	MOST OF THE TIME	ALWAYS	DON'T KNOW	REFUSED	NO RESPONSE	TOTAL
My family member is treated with respect by the staff.	0.00% 0	0.00% 0	14.29% 1	28.57% 2	57.14% 4	0.00% 0	0.00% 0	0.00% 0	7
Staff pay attention to my family member.	0.00% 0	0.00% 0	14.29% 1	28.57% 2	57.14% 4	0.00% 0	0.00% 0	0.00% 0	7
My family member can express his/her opinion without fear of consequences.	0.00% 0	14.29% 1	0.00% 0	28.57% 2	42.86% 3	14.29% 1	0.00% 0	0.00% 0	7
Staff respect what my family member likes and dislikes.	0.00% 0	0.00% 0	0.00% 0	42.86% 3	42.86% 3	14.29% 1	0.00% 0	0.00% 0	7
Incontinence products supplied by the Home meet the needs of my family member.	0.00% 0	0.00% 0	14.29% 1	57.14% 4	14.29% 1	14.29% 1	0.00% 0	0.00% 0	7

Q7 Staff Responsiveness: For each statement, please answer with one of the available choices.

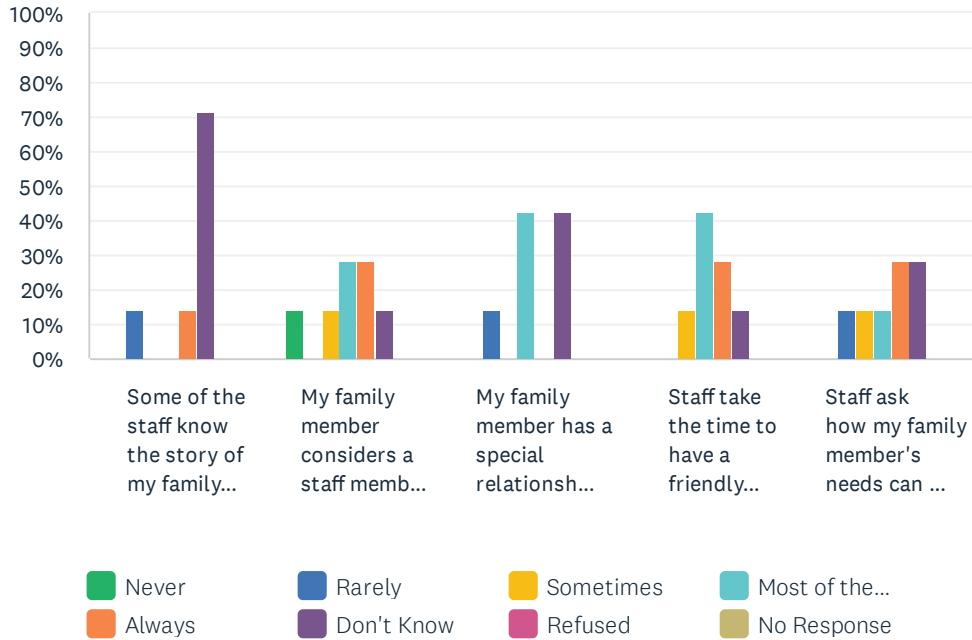
Answered: 7 Skipped: 0



	NEVER	RARELY	SOMETIMES	MOST OF THE TIME	ALWAYS	DON'T KNOW	REFUSED	NO RESPONSE	TOTAL
The care and support my family member gets helps him/her live life the way he/she wants.	0.00% 0	0.00% 0	28.57% 2	71.43% 5	0.00% 0	0.00% 0	0.00% 0	0.00% 0	
Staff respond quickly when my family member asks for assistance.	0.00% 0	14.29% 1	0.00% 0	71.43% 5	0.00% 0	14.29% 1	0.00% 0	0.00% 0	
Caressant Care staff respond to my family member's suggestions.	0.00% 0	0.00% 0	0.00% 0	42.86% 3	0.00% 0	42.86% 3	0.00% 0	14.29% 1	
My family member gets the health services that he/she needs.	0.00% 0	0.00% 0	0.00% 0	42.86% 3	42.86% 3	14.29% 1	0.00% 0	0.00% 0	

Q8 Staff-Resident Bonding: For each statement, please answer with one of the available choices.

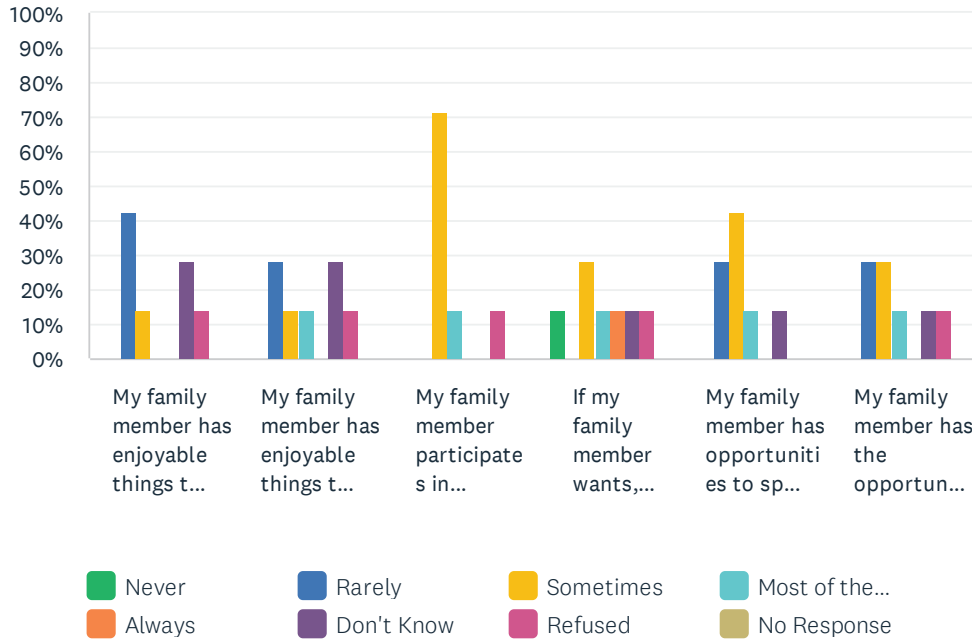
Answered: 7 Skipped: 0



	NEVER	RARELY	SOMETIMES	MOST OF THE TIME	ALWAYS	DON'T KNOW	REFUSED	NO RESPONSE	TOTAL
Some of the staff know the story of my family member's life.	0.00% 0	14.29% 1	0.00% 0	0.00% 0	14.29% 1	71.43% 5	0.00% 0	0.00% 0	7
My family member considers a staff member his/her friend.	14.29% 1	0.00% 0	14.29% 1	28.57% 2	28.57% 2	14.29% 1	0.00% 0	0.00% 0	7
My family member has a special relationship with a staff member.	0.00% 0	14.29% 1	0.00% 0	42.86% 3	0.00% 0	42.86% 3	0.00% 0	0.00% 0	7
Staff take the time to have a friendly conversation with my family member.	0.00% 0	0.00% 0	14.29% 1	42.86% 3	28.57% 2	14.29% 1	0.00% 0	0.00% 0	7
Staff ask how my family member's needs can be met.	0.00% 0	14.29% 1	14.29% 1	14.29% 1	28.57% 2	28.57% 2	0.00% 0	0.00% 0	7

Q9 Activities: For each statement, please answer with one of the available choices.

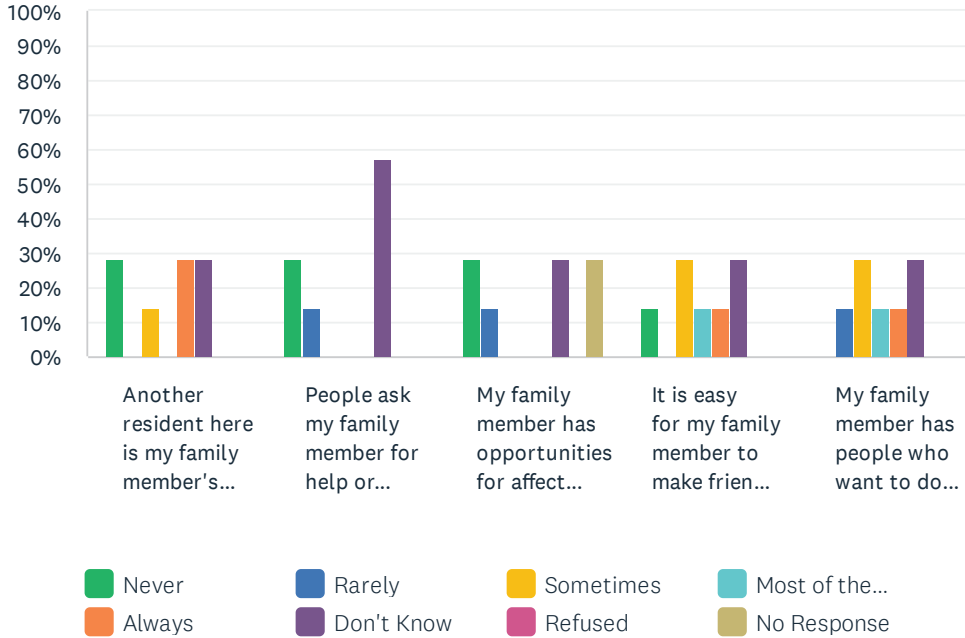
Answered: 7 Skipped: 0



	NEVER	RARELY	SOMETIMES	MOST OF THE TIME	ALWAYS	DON'T KNOW	REFUSED	NO RESPONSE	TOTAL
My family member has enjoyable things to do here on weekends.	0.00% 0	42.86% 3	14.29% 1	0.00% 0	0.00% 0	28.57% 2	14.29% 1	0.00% 0	7
My family member has enjoyable things to do here in the evenings.	0.00% 0	28.57% 2	14.29% 1	14.29% 1	0.00% 0	28.57% 2	14.29% 1	0.00% 0	7
My family member participates in meaningful activities.	0.00% 0	0.00% 0	71.43% 5	14.29% 1	0.00% 0	0.00% 0	14.29% 1	0.00% 0	7
If my family member wants, he/she can participate in religious activities that have meaning to him/her.	14.29% 1	0.00% 0	28.57% 2	14.29% 1	14.29% 1	14.29% 1	14.29% 1	0.00% 0	7
My family member has opportunities to spend time with other like-minded residents.	0.00% 0	28.57% 2	42.86% 3	14.29% 1	0.00% 0	14.29% 1	0.00% 0	0.00% 0	7
My family member has the opportunity to explore new skills and interests.	0.00% 0	28.57% 2	28.57% 2	14.29% 1	0.00% 0	14.29% 1	14.29% 1	0.00% 0	7

Q10 Personal Relationships: For each statement, please answer with one of the available choices.

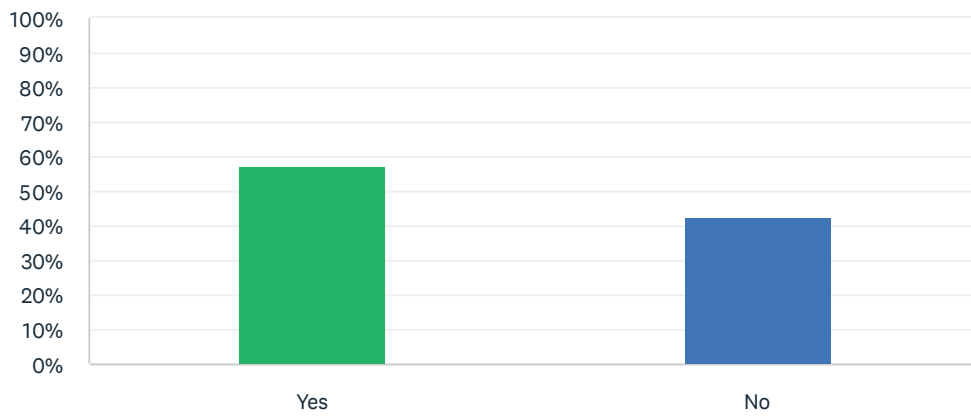
Answered: 7 Skipped: 0



	NEVER	RARELY	SOMETIMES	MOST OF THE TIME	ALWAYS	DON'T KNOW	REFUSED	NO RESPONSE	TOTAL
Another resident here is my family member's close friend.	28.57% 2	0.00% 0	14.29% 1	0.00% 0	28.57% 2	28.57% 2	0.00% 0	0.00% 0	7
People ask my family member for help or advice.	28.57% 2	14.29% 1	0.00% 0	0.00% 0	0.00% 0	57.14% 4	0.00% 0	0.00% 0	7
My family member has opportunities for affection or romance.	28.57% 2	14.29% 1	0.00% 0	0.00% 0	0.00% 0	28.57% 2	0.00% 0	28.57% 2	7
It is easy for my family member to make friends here.	14.29% 1	0.00% 0	28.57% 2	14.29% 1	14.29% 1	28.57% 2	0.00% 0	0.00% 0	7
My family member has people who want to do things together with him/her.	0.00% 0	14.29% 1	28.57% 2	14.29% 1	14.29% 1	28.57% 2	0.00% 0	0.00% 0	7

Q11 Your family member is part of a couple.

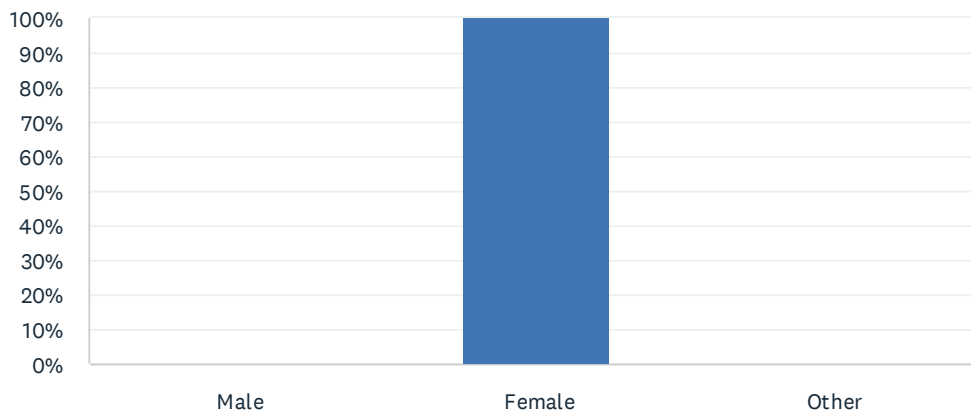
Answered: 7 Skipped: 0



ANSWER CHOICES	RESPONSES
Yes	57.14% 4
No	42.86% 3
TOTAL	7

Q12 Your family member's gender is:

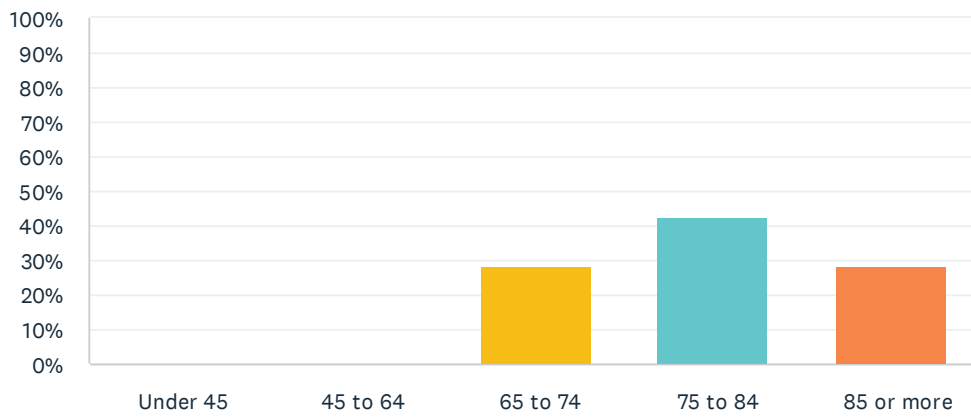
Answered: 7 Skipped: 0



ANSWER CHOICES	RESPONSES	
Male	0.00%	0
Female	100.00%	7
Other	0.00%	0
TOTAL		7

Q13 Your family member's age in years is:

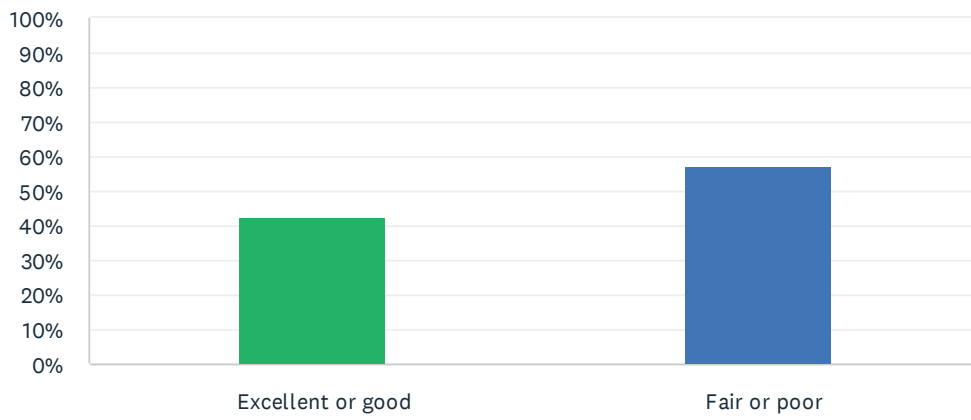
Answered: 7 Skipped: 0



ANSWER CHOICES	RESPONSES	
Under 45	0.00%	0
45 to 64	0.00%	0
65 to 74	28.57%	2
75 to 84	42.86%	3
85 or more	28.57%	2
TOTAL		7

Q14 Your family member's health is:

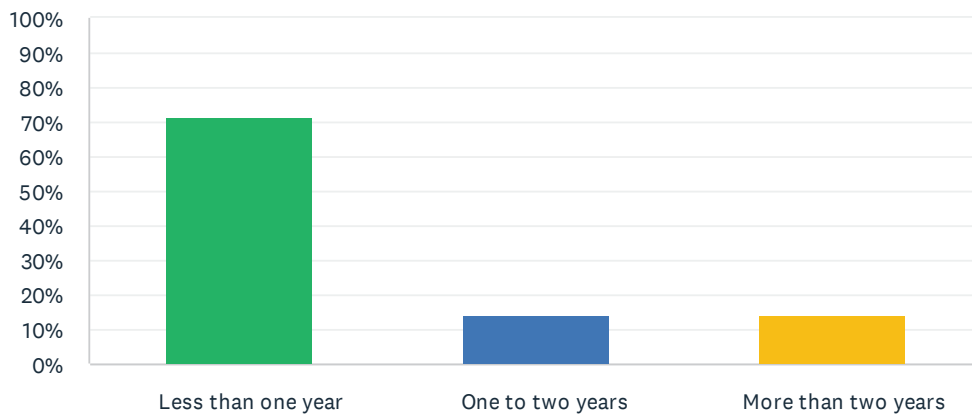
Answered: 7 Skipped: 0



ANSWER CHOICES	RESPONSES	
Excellent or good	42.86%	3
Fair or poor	57.14%	4
TOTAL		7

Q15 Your family member has lived at this LTC Home for:

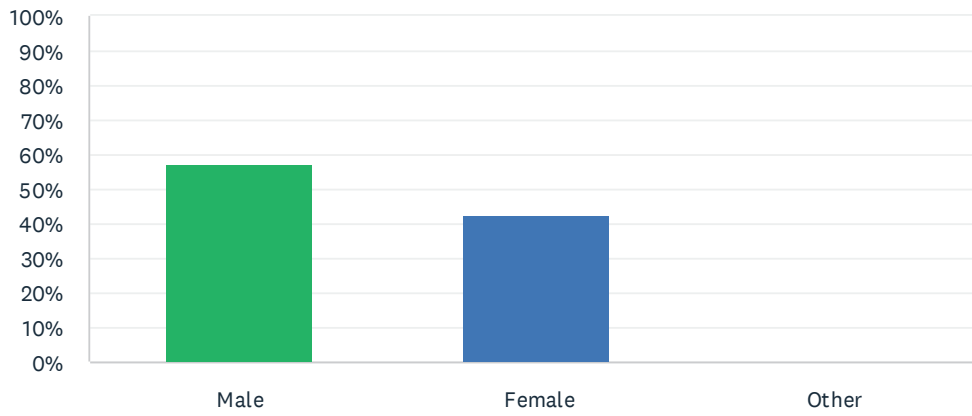
Answered: 7 Skipped: 0



ANSWER CHOICES	RESPONSES	
Less than one year	71.43%	5
One to two years	14.29%	1
More than two years	14.29%	1
TOTAL		7

Q16 Your gender is:

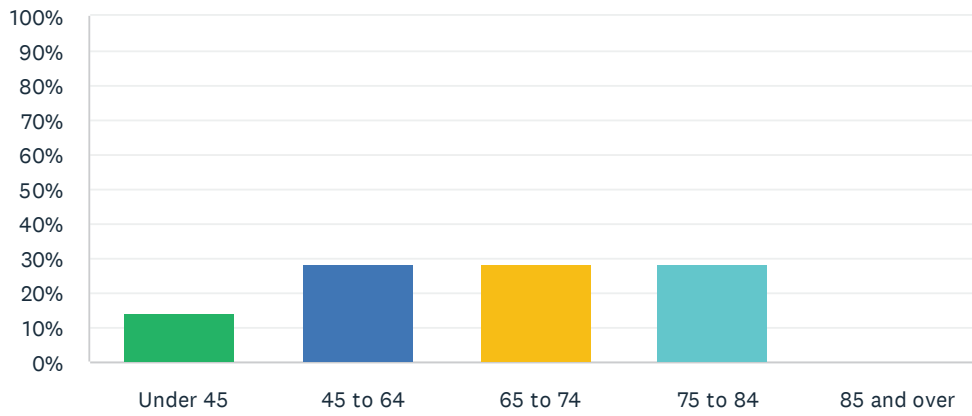
Answered: 7 Skipped: 0



ANSWER CHOICES	RESPONSES
Male	57.14% 4
Female	42.86% 3
Other	0.00% 0
TOTAL	7

Q17 Your age in years is:

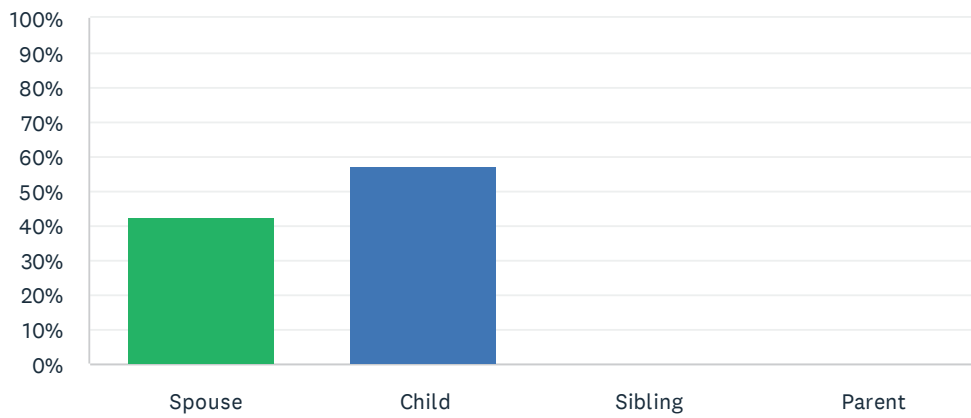
Answered: 7 Skipped: 0



ANSWER CHOICES	RESPONSES	
Under 45	14.29%	1
45 to 64	28.57%	2
65 to 74	28.57%	2
75 to 84	28.57%	2
85 and over	0.00%	0
TOTAL		7

Q18 Your relationship to the resident is:

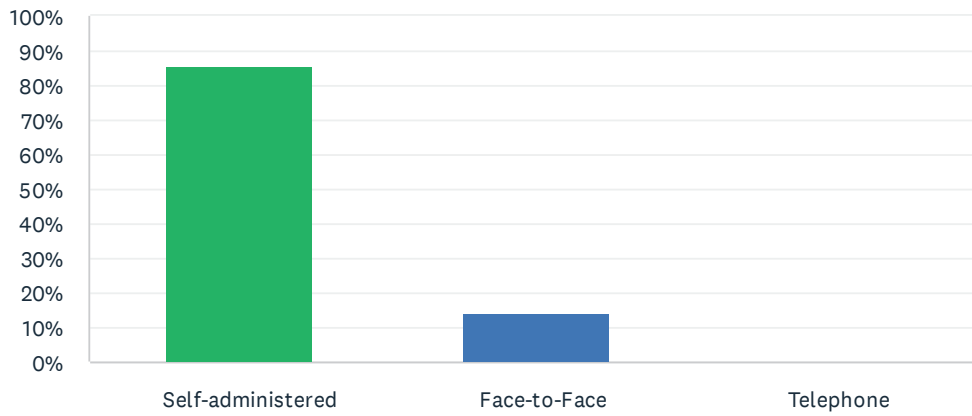
Answered: 7 Skipped: 0



ANSWER CHOICES	RESPONSES	
Spouse	42.86%	3
Child	57.14%	4
Sibling	0.00%	0
Parent	0.00%	0
TOTAL		7

Q19 Survey Method:

Answered: 7 Skipped: 0



ANSWER CHOICES	RESPONSES	
Self-administered	85.71%	6
Face-to-Face	14.29%	1
Telephone	0.00%	0
TOTAL		7