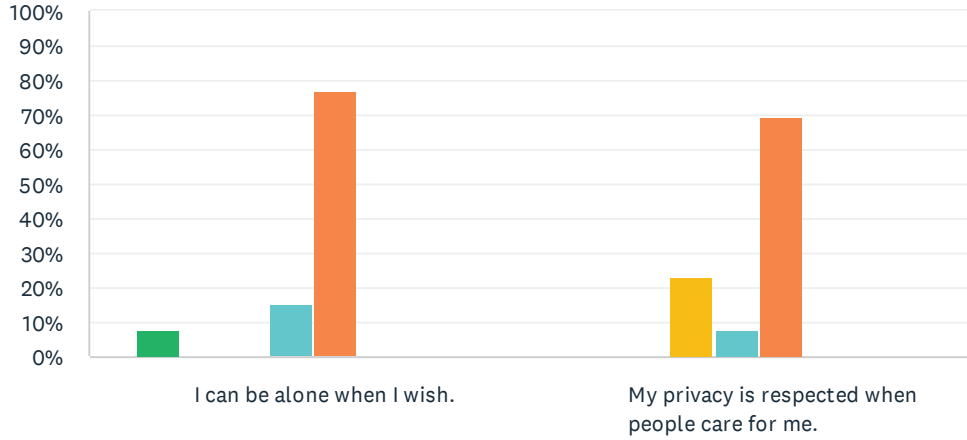


Q1 Privacy: First, I'd like to talk to you about privacy. For each statement, please answer with one of the available choices.

Answered: 13 Skipped: 0

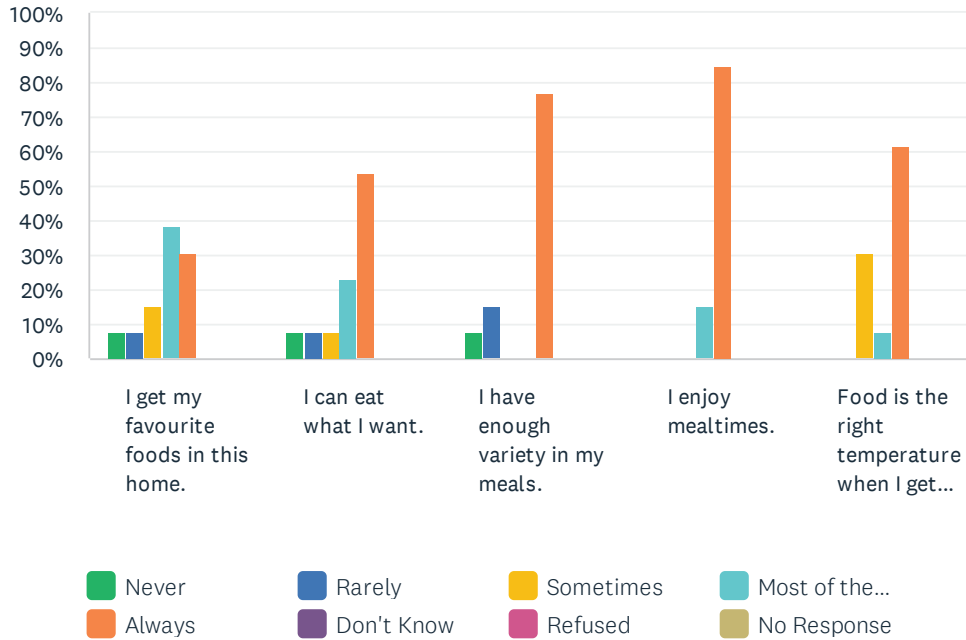


■ Never ■ Rarely ■ Sometimes ■ Most of the...
■ Always ■ Don't Know ■ Refused ■ No Response

	NEVER	RARELY	SOMETIMES	MOST OF THE TIME	ALWAYS	DON'T KNOW	REFUSED	NO RESPONSE	TOTAL
I can be alone when I wish.	7.69% 1	0.00% 0	0.00% 0	15.38% 2	76.92% 10	0.00% 0	0.00% 0	0.00% 0	13
My privacy is respected when people care for me.	0.00% 0	0.00% 0	23.08% 3	7.69% 1	69.23% 9	0.00% 0	0.00% 0	0.00% 0	13

Q2 Food and Meals: The items that follow are about food. For each statement, please answer one of the available choices.

Answered: 13 Skipped: 0



	NEVER	RARELY	SOMETIMES	MOST OF THE TIME	ALWAYS	DON'T KNOW	REFUSED	NO RESPONSE	TOTAL
I get my favourite foods in this home.	7.69% 1	7.69% 1	15.38% 2	38.46% 5	30.77% 4	0.00% 0	0.00% 0	0.00% 0	13
I can eat what I want.	7.69% 1	7.69% 1	7.69% 1	23.08% 3	53.85% 7	0.00% 0	0.00% 0	0.00% 0	13
I have enough variety in my meals.	7.69% 1	15.38% 2	0.00% 0	0.00% 0	76.92% 10	0.00% 0	0.00% 0	0.00% 0	13
I enjoy mealtimes.	0.00% 0	0.00% 0	0.00% 0	15.38% 2	84.62% 11	0.00% 0	0.00% 0	0.00% 0	13
Food is the right temperature when I get to eat it.	0.00% 0	0.00% 0	30.77% 4	7.69% 1	61.54% 8	0.00% 0	0.00% 0	0.00% 0	13

Q3 What are your most favourite dishes that we offer?

Answered: 13 Skipped: 0

#	RESPONSES	DATE
1	Soup	4/20/2023 11:22 AM
2	I'm not fussy	4/17/2023 1:15 PM
3	Breakfast hot oatmeal toast coffee juice milk	4/4/2023 1:22 PM
4	Everything	4/4/2023 11:13 AM
5	Everything	4/4/2023 11:10 AM
6	I don't know	4/3/2023 11:11 AM
7	Macaroni and cheese	3/31/2023 11:11 AM
8	Chicken for lunch and mashed potatoes and some vegetables, but not all vegetables.	3/30/2023 11:12 AM
9	Like them all	3/28/2023 11:12 AM
10	Pizza, roast beef, mashed potatoes, hamburgers	3/27/2023 11:43 AM
11	Pizza, roast beef, mashed potatoes, hamburgers	3/27/2023 11:26 AM
12	Spaghetti	3/24/2023 11:07 AM
13	Spaghetti	3/21/2023 1:27 PM

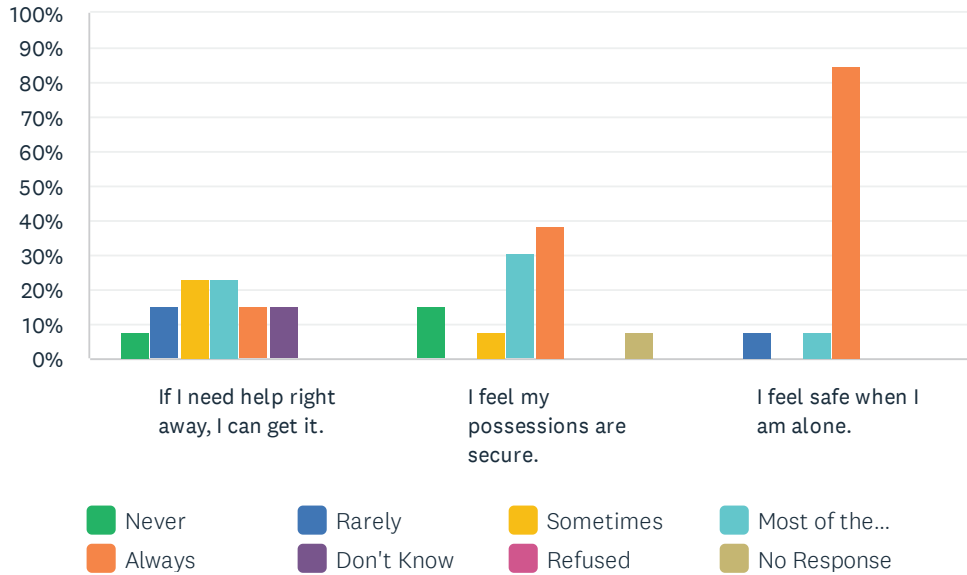
Q4 What are your least favourite dishes that we offer?

Answered: 12 Skipped: 1

#	RESPONSES	DATE
1	Fish	4/20/2023 11:22 AM
2	I can't think of them now	4/17/2023 1:15 PM
3	Bread	4/4/2023 1:22 PM
4	Fish upsets my stomach	4/4/2023 11:13 AM
5	Fish upsets my stomach	4/4/2023 11:10 AM
6	Fish	4/3/2023 11:11 AM
7	I can't remember it.	3/30/2023 11:12 AM
8	Not picky	3/28/2023 11:12 AM
9	I don't know	3/27/2023 11:43 AM
10	I don't know	3/27/2023 11:26 AM
11	Cottage cheese	3/24/2023 11:07 AM
12	Liver	3/21/2023 1:27 PM

Q5 Safety and Security: Now let's talk about safety. For each statement, please answer one of the available choices.

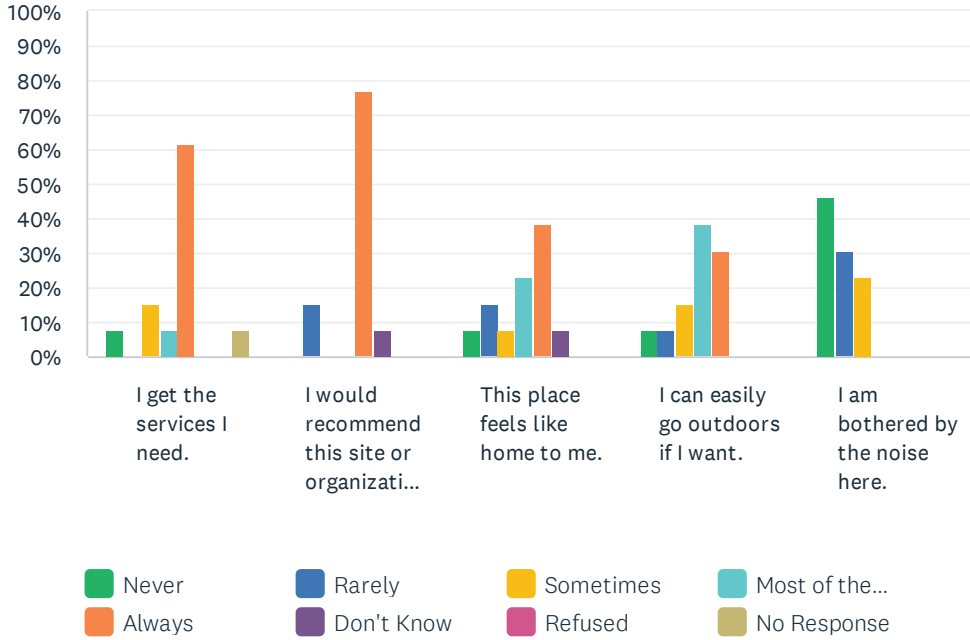
Answered: 13 Skipped: 0



	NEVER	RARELY	SOMETIMES	MOST OF THE TIME	ALWAYS	DON'T KNOW	REFUSED	NO RESPONSE	TOTAL
If I need help right away, I can get it.	7.69% 1	15.38% 2	23.08% 3	23.08% 3	15.38% 2	15.38% 2	0.00% 0	0.00% 0	13
I feel my possessions are secure.	15.38% 2	0.00% 0	7.69% 1	30.77% 4	38.46% 5	0.00% 0	0.00% 0	7.69% 1	13
I feel safe when I am alone.	0.00% 0	7.69% 1	0.00% 0	7.69% 1	84.62% 11	0.00% 0	0.00% 0	0.00% 0	13

Q6 Comfort Items: The items that follow focus on your life here. For each statement, please answer with one of the available choices.

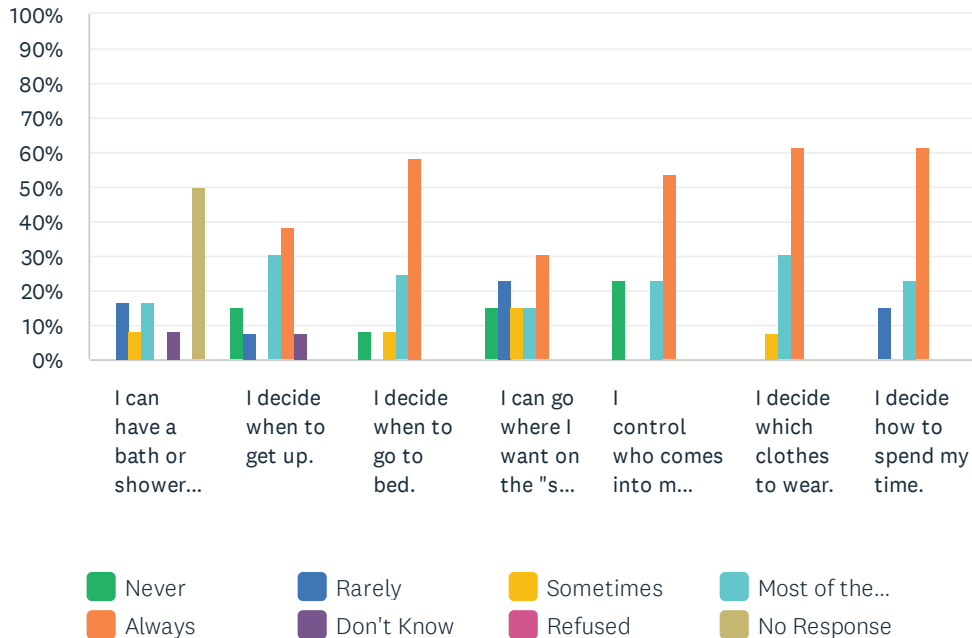
Answered: 13 Skipped: 0



	NEVER	RARELY	SOMETIMES	MOST OF THE TIME	ALWAYS	DON'T KNOW	REFUSED	NO RESPONSE	TOTAL
I get the services I need.	7.69% 1	0.00% 0	15.38% 2	7.69% 1	61.54% 8	0.00% 0	0.00% 0	7.69% 1	13
I would recommend this site or organization to others.	0.00% 0	15.38% 2	0.00% 0	0.00% 0	76.92% 10	7.69% 1	0.00% 0	0.00% 0	13
This place feels like home to me.	7.69% 1	15.38% 2	7.69% 1	23.08% 3	38.46% 5	7.69% 1	0.00% 0	0.00% 0	13
I can easily go outdoors if I want.	7.69% 1	7.69% 1	15.38% 2	38.46% 5	30.77% 4	0.00% 0	0.00% 0	0.00% 0	13
I am bothered by the noise here.	46.15% 6	30.77% 4	23.08% 3	0.00% 0	0.00% 0	0.00% 0	0.00% 0	0.00% 0	13

Q7 Daily Decision Items (Autonomy): The items that follow focus on your daily decisions. For each statement, please answer with one of the available choices.

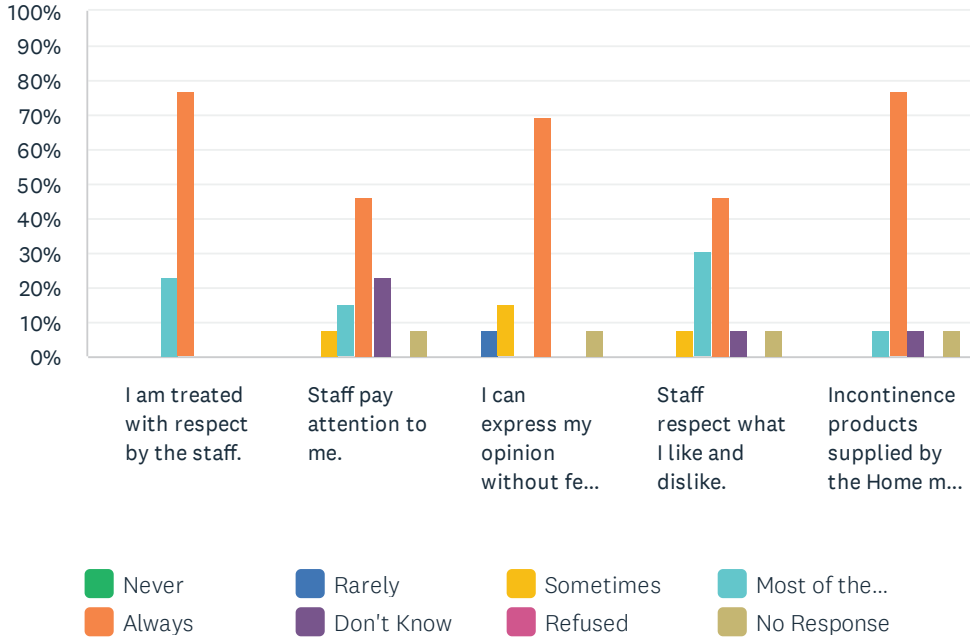
Answered: 13 Skipped: 0



	NEVER	RARELY	SOMETIMES	MOST OF THE TIME	ALWAYS	DON'T KNOW	REFUSED	NO RESPONSE	TOTAL
I can have a bath or shower as often as I want.	0.00% 0	16.67% 2	8.33% 1	16.67% 2	0.00% 0	8.33% 1	0.00% 0	50.00% 6	12
I decide when to get up.	15.38% 2	7.69% 1	0.00% 0	30.77% 4	38.46% 5	7.69% 1	0.00% 0	0.00% 0	13
I decide when to go to bed.	8.33% 1	0.00% 0	8.33% 1	25.00% 3	58.33% 7	0.00% 0	0.00% 0	0.00% 0	12
I can go where I want on the "spur of the moment."	15.38% 2	23.08% 3	15.38% 2	15.38% 2	30.77% 4	0.00% 0	0.00% 0	0.00% 0	13
I control who comes into my room.	23.08% 3	0.00% 0	0.00% 0	23.08% 3	53.85% 7	0.00% 0	0.00% 0	0.00% 0	13
I decide which clothes to wear.	0.00% 0	0.00% 0	7.69% 1	30.77% 4	61.54% 8	0.00% 0	0.00% 0	0.00% 0	13
I decide how to spend my time.	0.00% 0	15.38% 2	0.00% 0	23.08% 3	61.54% 8	0.00% 0	0.00% 0	0.00% 0	13

Q8 Respect by Staff: Now I'd like to discuss how you feel about staff here. For each statement, please answer one of the available choices.

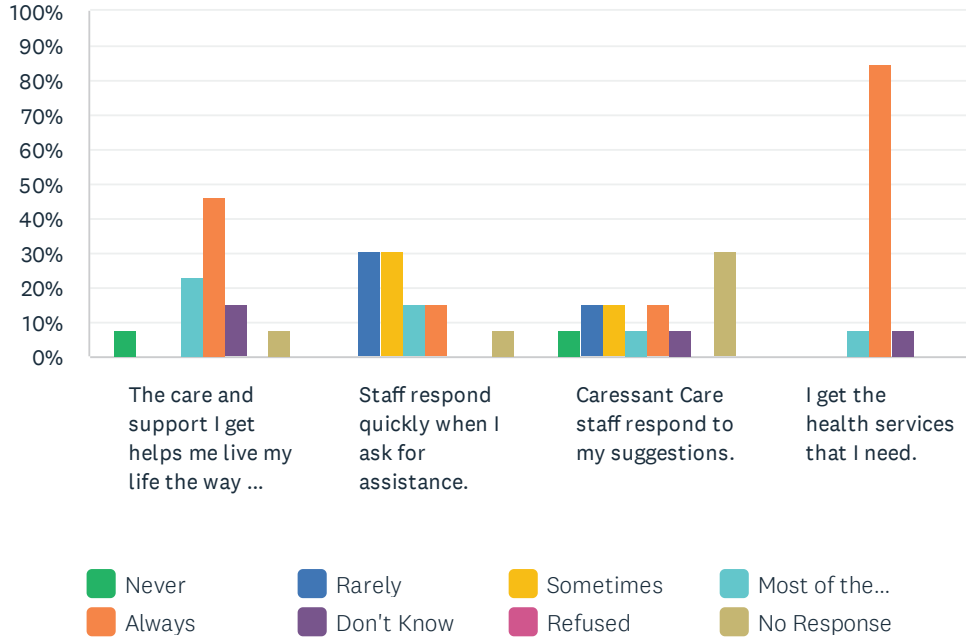
Answered: 13 Skipped: 0



	NEVER	RARELY	SOMETIMES	MOST OF THE TIME	ALWAYS	DON'T KNOW	REFUSED	NO RESPONSE	TOTAL
I am treated with respect by the staff.	0.00% 0	0.00% 0	0.00% 0	23.08% 3	76.92% 10	0.00% 0	0.00% 0	0.00% 0	13
Staff pay attention to me.	0.00% 0	0.00% 0	7.69% 1	15.38% 2	46.15% 6	23.08% 3	0.00% 0	7.69% 1	13
I can express my opinion without fear of consequences.	0.00% 0	7.69% 1	15.38% 2	0.00% 0	69.23% 9	0.00% 0	0.00% 0	7.69% 1	13
Staff respect what I like and dislike.	0.00% 0	0.00% 0	7.69% 1	30.77% 4	46.15% 6	7.69% 1	0.00% 0	7.69% 1	13
Incontinence products supplied by the Home meet my needs.	0.00% 0	0.00% 0	0.00% 0	7.69% 1	76.92% 10	7.69% 1	0.00% 0	7.69% 1	13

Q9 Staff Responsiveness: For each statement, please answer with one of the available choices.

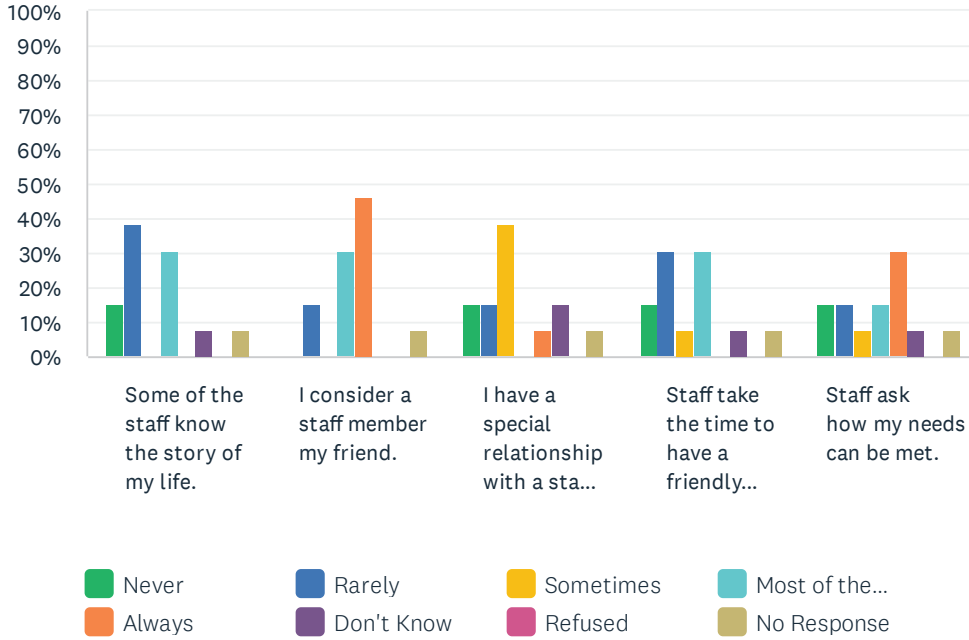
Answered: 13 Skipped: 0



	NEVER	RARELY	SOMETIMES	MOST OF THE TIME	ALWAYS	DON'T KNOW	REFUSED	NO RESPONSE	TOTAL
The care and support I get helps me live my life the way I want.	7.69% 1	0.00% 0	0.00% 0	23.08% 3	46.15% 6	15.38% 2	0.00% 0	7.69% 1	13
Staff respond quickly when I ask for assistance.	0.00% 0	30.77% 4	30.77% 4	15.38% 2	15.38% 2	0.00% 0	0.00% 0	7.69% 1	13
Caressant Care staff respond to my suggestions.	7.69% 1	15.38% 2	15.38% 2	7.69% 1	15.38% 2	7.69% 1	0.00% 0	30.77% 4	13
I get the health services that I need.	0.00% 0	0.00% 0	0.00% 0	7.69% 1	84.62% 11	7.69% 1	0.00% 0	0.00% 0	13

Q10 Staff-Resident Bonding: For each statement, please answer with one of the available choices.

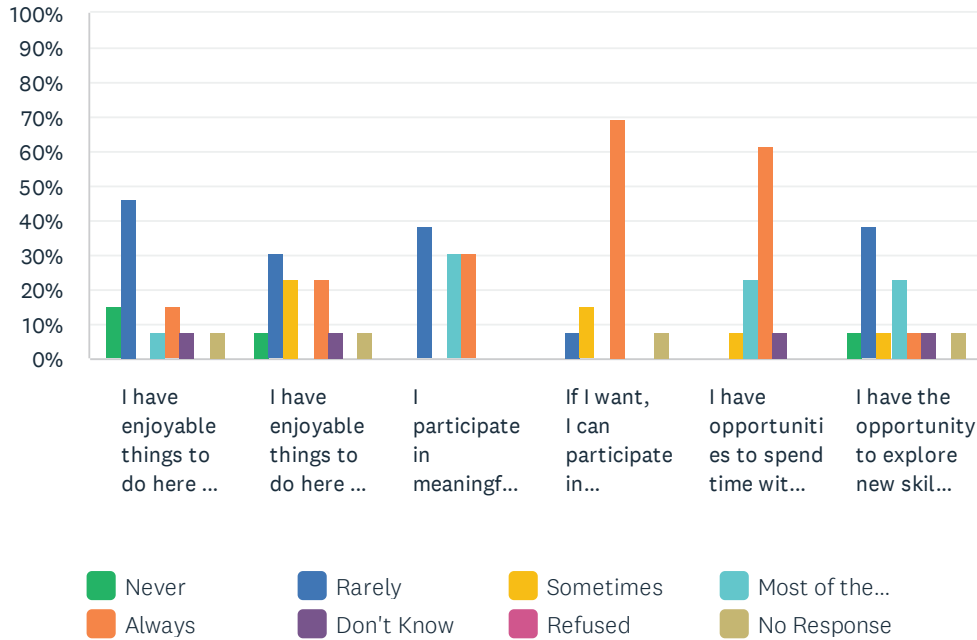
Answered: 13 Skipped: 0



	NEVER	RARELY	SOMETIMES	MOST OF THE TIME	ALWAYS	DON'T KNOW	REFUSED	NO RESPONSE	TOTAL
Some of the staff know the story of my life.	15.38% 2	38.46% 5	0.00% 0	30.77% 4	0.00% 0	7.69% 1	0.00% 0	7.69% 1	13
I consider a staff member my friend.	0.00% 0	15.38% 2	0.00% 0	30.77% 4	46.15% 6	0.00% 0	0.00% 0	7.69% 1	13
I have a special relationship with a staff member.	15.38% 2	15.38% 2	38.46% 5	0.00% 0	7.69% 1	15.38% 2	0.00% 0	7.69% 1	13
Staff take the time to have a friendly conversation with me.	15.38% 2	30.77% 4	7.69% 1	30.77% 4	0.00% 0	7.69% 1	0.00% 0	7.69% 1	13
Staff ask how my needs can be met.	15.38% 2	15.38% 2	7.69% 1	15.38% 2	30.77% 4	7.69% 1	0.00% 0	7.69% 1	13

Q11 Activities: Now, let's look at how you feel about activities. For each statement, please answer with one of the available choices.

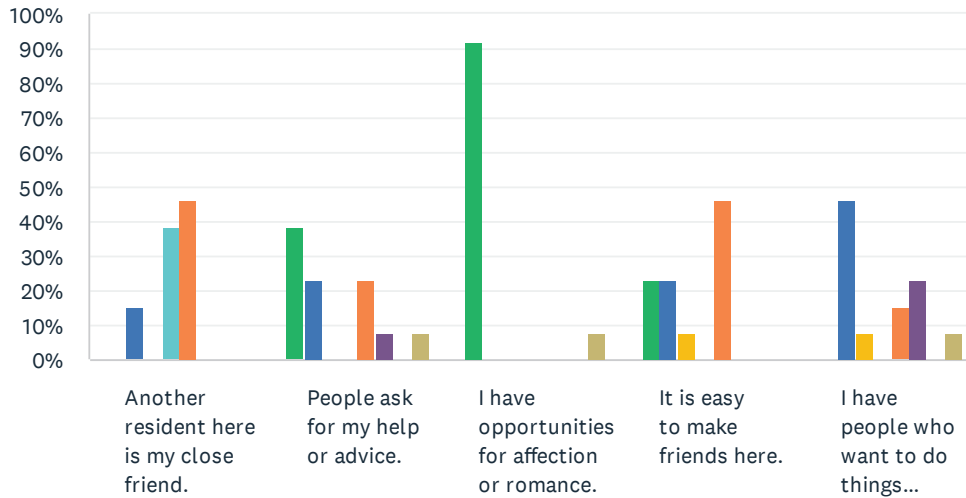
Answered: 13 Skipped: 0



	NEVER	RARELY	SOMETIMES	MOST OF THE TIME	ALWAYS	DON'T KNOW	REFUSED	NO RESPONSE	TOTAL
I have enjoyable things to do here on weekends.	15.38% 2	46.15% 6	0.00% 0	7.69% 1	15.38% 2	7.69% 1	0.00% 0	7.69% 1	13
I have enjoyable things to do here in the evenings.	7.69% 1	30.77% 4	23.08% 3	0.00% 0	23.08% 3	7.69% 1	0.00% 0	7.69% 1	13
I participate in meaningful activities.	0.00% 0	38.46% 5	0.00% 0	30.77% 4	30.77% 4	0.00% 0	0.00% 0	0.00% 0	13
If I want, I can participate in religious activities that have meaning to me.	0.00% 0	7.69% 1	15.38% 2	0.00% 0	69.23% 9	0.00% 0	0.00% 0	7.69% 1	13
I have opportunities to spend time with other like-minded residents.	0.00% 0	0.00% 0	7.69% 1	23.08% 3	61.54% 8	7.69% 1	0.00% 0	0.00% 0	13
I have the opportunity to explore new skills and interests.	7.69% 1	38.46% 5	7.69% 1	23.08% 3	7.69% 1	7.69% 1	0.00% 0	7.69% 1	13

Q12 Personal Relationships: Next, we will talk about your relationships with others. For each statement, please answer with one of the available choices.

Answered: 13 Skipped: 0

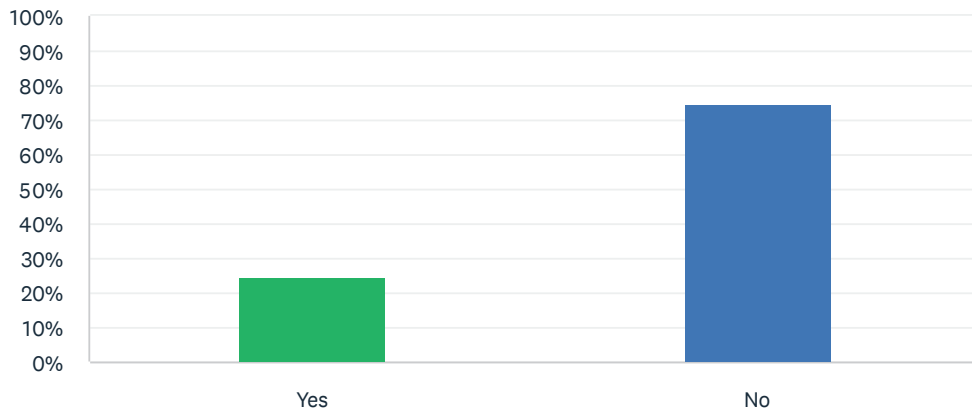


■ Never ■ Rarely ■ Sometimes ■ Most of the...
■ Always ■ Don't Know ■ Refused ■ No Response

	NEVER	RARELY	SOMETIMES	MOST OF THE TIME	ALWAYS	DON'T KNOW	REFUSED	NO RESPONSE	TOTAL
Another resident here is my close friend.	0.00% 0	15.38% 2	0.00% 0	38.46% 5	46.15% 6	0.00% 0	0.00% 0	0.00% 0	13
People ask for my help or advice.	38.46% 5	23.08% 3	0.00% 0	0.00% 0	23.08% 3	7.69% 1	0.00% 0	7.69% 1	13
I have opportunities for affection or romance.	92.31% 12	0.00% 0	0.00% 0	0.00% 0	0.00% 0	0.00% 0	0.00% 0	7.69% 1	13
It is easy to make friends here.	23.08% 3	23.08% 3	7.69% 1	0.00% 0	46.15% 6	0.00% 0	0.00% 0	0.00% 0	13
I have people who want to do things together with me.	0.00% 0	46.15% 6	7.69% 1	0.00% 0	15.38% 2	23.08% 3	0.00% 0	7.69% 1	13

Q13 I am part of a couple.

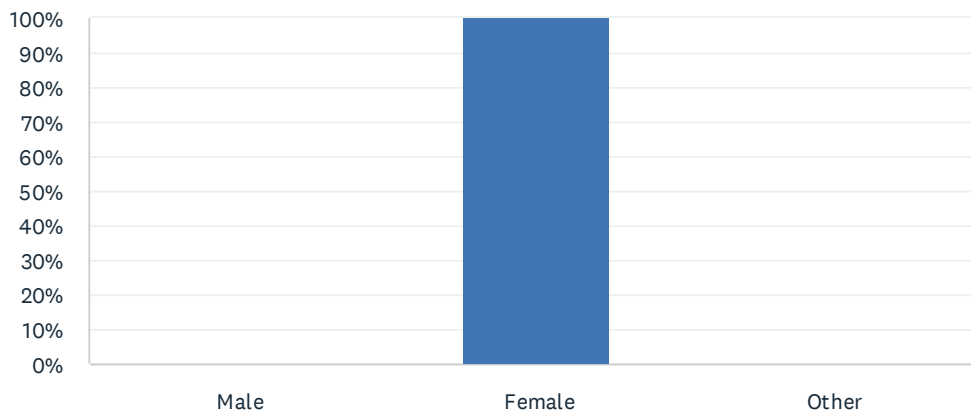
Answered: 12 Skipped: 1



ANSWER CHOICES	RESPONSES	
Yes	25.00%	3
No	75.00%	9
TOTAL		12

Q14 My gender is:

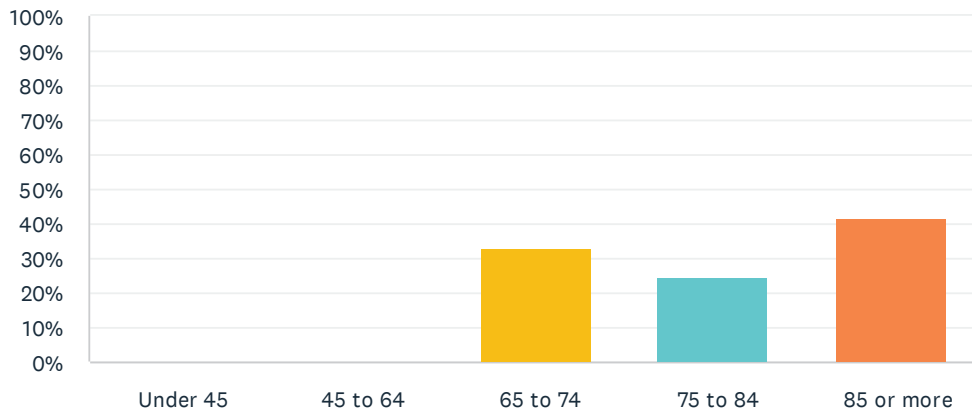
Answered: 13 Skipped: 0



ANSWER CHOICES	RESPONSES	
Male	0.00%	0
Female	100.00%	13
Other	0.00%	0
TOTAL		13

Q15 My age in years is:

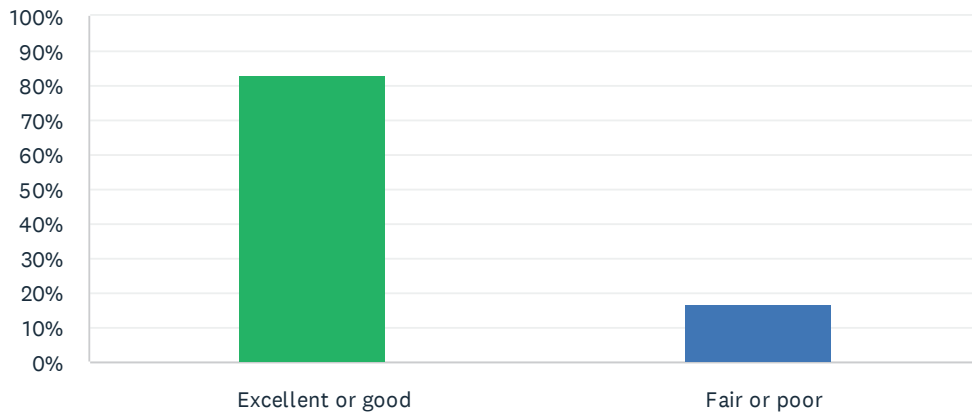
Answered: 12 Skipped: 1



ANSWER CHOICES	RESPONSES	
Under 45	0.00%	0
45 to 64	0.00%	0
65 to 74	33.33%	4
75 to 84	25.00%	3
85 or more	41.67%	5
TOTAL		12

Q16 My health is:

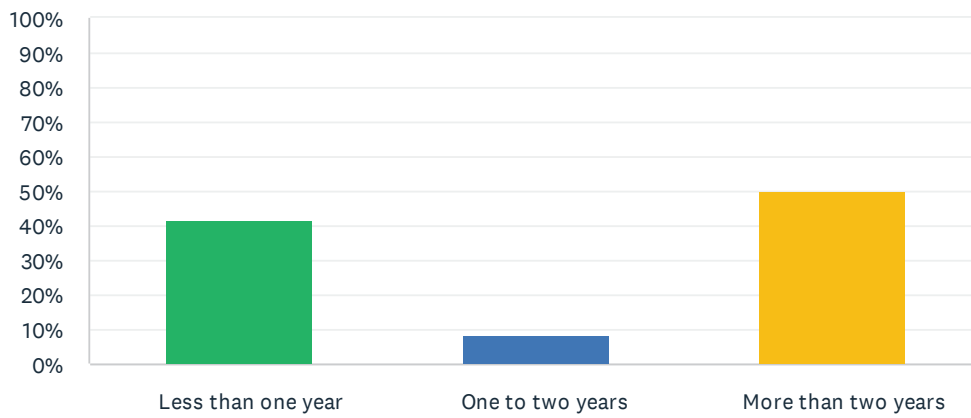
Answered: 12 Skipped: 1



ANSWER CHOICES	RESPONSES	
Excellent or good	83.33%	10
Fair or poor	16.67%	2
TOTAL		12

Q17 I have lived at this LTC Home for:

Answered: 12 Skipped: 1



ANSWER CHOICES	RESPONSES
Less than one year	41.67% 5
One to two years	8.33% 1
More than two years	50.00% 6
TOTAL	12