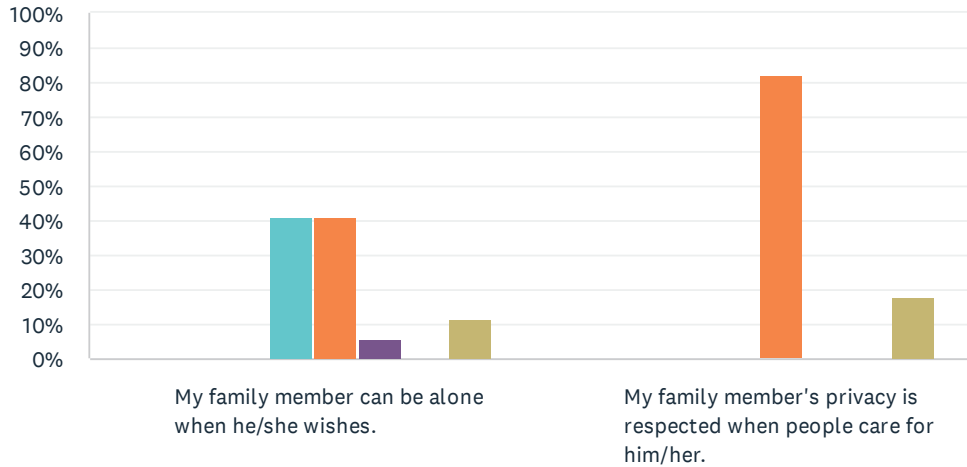


# Q1 Privacy: For each statement, please answer with one of the available choices.

Answered: 17 Skipped: 0

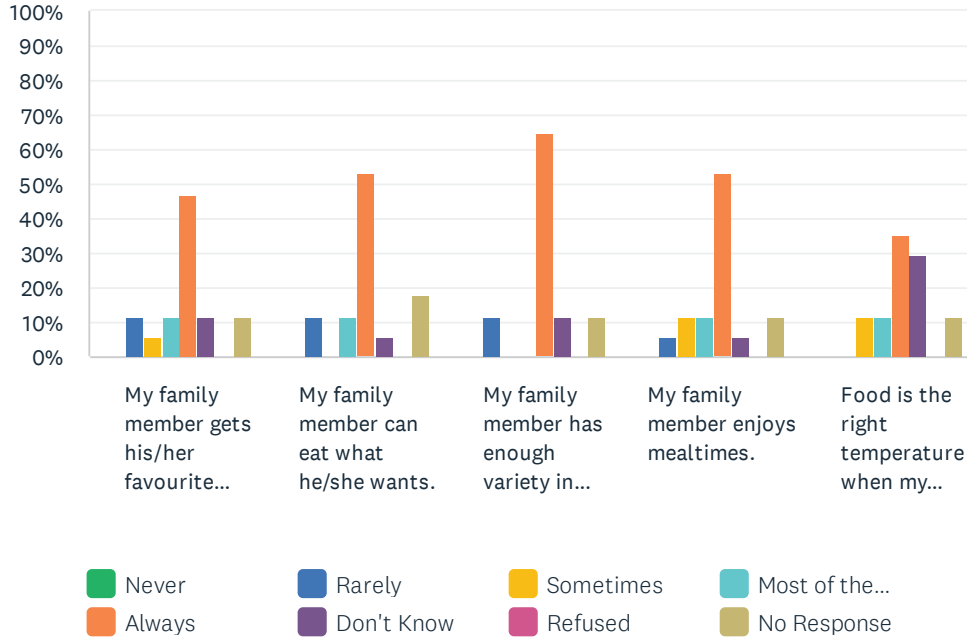


■ Never     ■ Rarely     ■ Sometimes     ■ Most of the...  
■ Always     ■ Don't Know     ■ Refused     ■ No Response

	NEVER	RARELY	SOMETIMES	MOST OF THE TIME	ALWAYS	DON'T KNOW	REFUSED	NO RESPONSE	TOTAL
My family member can be alone when he/she wishes.	0.00% 0	0.00% 0	0.00% 0	41.18% 7	41.18% 7	5.88% 1	0.00% 0	11.76% 2	17
My family member's privacy is respected when people care for him/her.	0.00% 0	0.00% 0	0.00% 0	0.00% 0	82.35% 14	0.00% 0	0.00% 0	17.65% 3	17

## Q2 Food and Meals: For each statement, please answer one of the available choices.

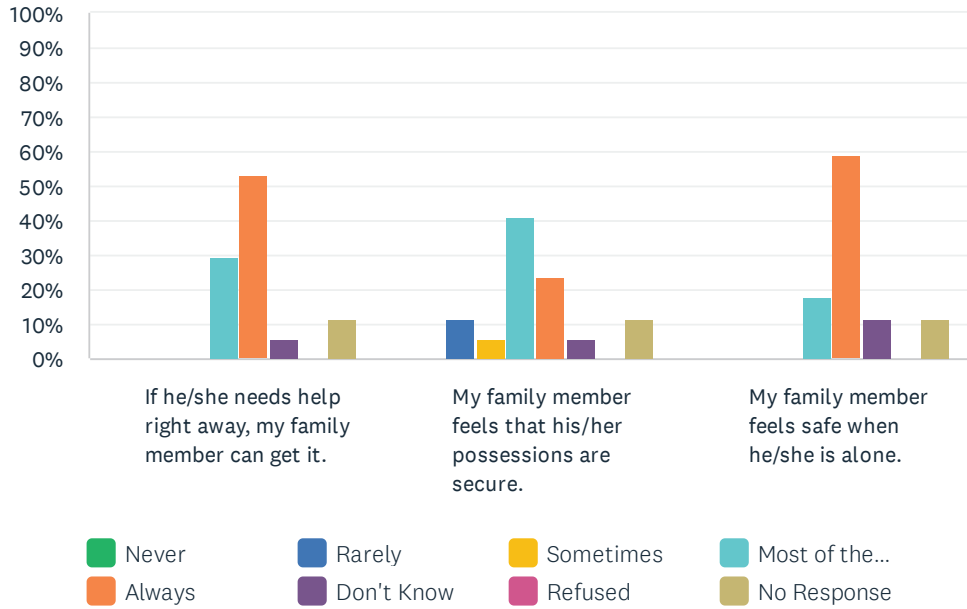
Answered: 17 Skipped: 0



	NEVER	RARELY	SOMETIMES	MOST OF THE TIME	ALWAYS	DON'T KNOW	REFUSED	NO RESPONSE	TOTAL
My family member gets his/her favourite foods in this home.	0.00% 0	11.76% 2	5.88% 1	11.76% 2	47.06% 8	11.76% 2	0.00% 0	11.76% 2	17
My family member can eat what he/she wants.	0.00% 0	11.76% 2	0.00% 0	11.76% 2	52.94% 9	5.88% 1	0.00% 0	17.65% 3	17
My family member has enough variety in his/her meals.	0.00% 0	11.76% 2	0.00% 0	0.00% 0	64.71% 11	11.76% 2	0.00% 0	11.76% 2	17
My family member enjoys mealtimes.	0.00% 0	5.88% 1	11.76% 2	11.76% 2	52.94% 9	5.88% 1	0.00% 0	11.76% 2	17
Food is the right temperature when my family member gets to eat it.	0.00% 0	0.00% 0	11.76% 2	11.76% 2	35.29% 6	29.41% 5	0.00% 0	11.76% 2	17

### Q3 Safety and Security: For each statement, please answer one of the available choices.

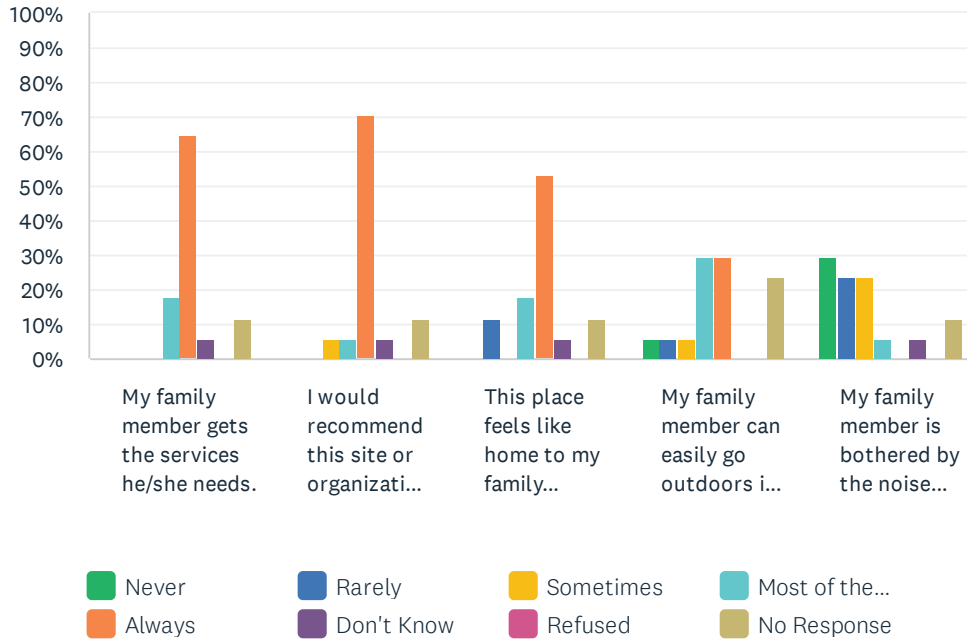
Answered: 17 Skipped: 0



	NEVER	RARELY	SOMETIMES	MOST OF THE TIME	ALWAYS	DON'T KNOW	REFUSED	NO RESPONSE	TOTAL
If he/she needs help right away, my family member can get it.	0.00% 0	0.00% 0	0.00% 0	29.41% 5	52.94% 9	5.88% 1	0.00% 0	11.76% 2	17
My family member feels that his/her possessions are secure.	0.00% 0	11.76% 2	5.88% 1	41.18% 7	23.53% 4	5.88% 1	0.00% 0	11.76% 2	17
My family member feels safe when he/she is alone.	0.00% 0	0.00% 0	0.00% 0	17.65% 3	58.82% 10	11.76% 2	0.00% 0	11.76% 2	17

## Q4 Comfort Items: For each statement, please answer with one of the available choices.

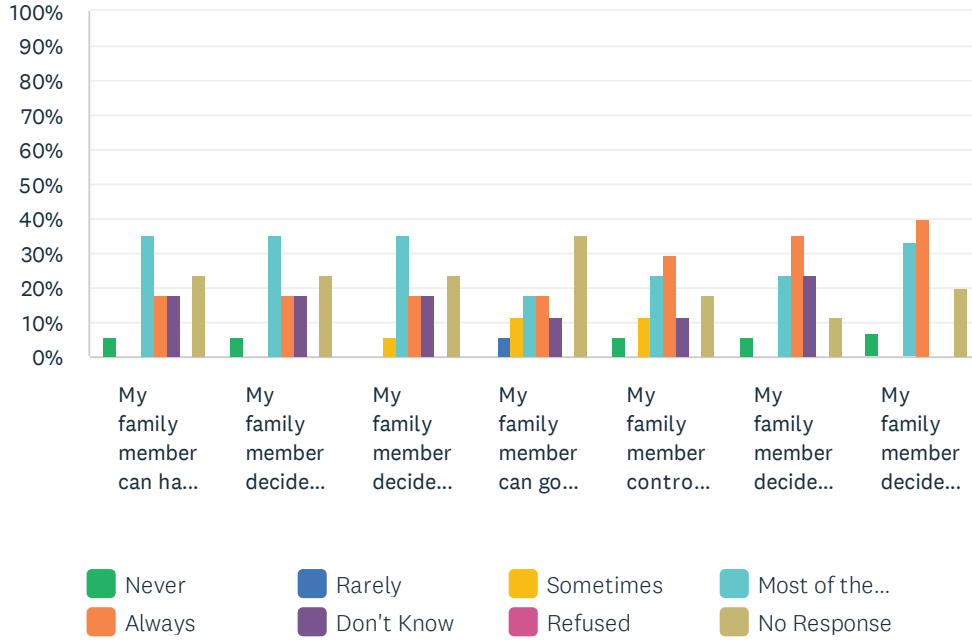
Answered: 17 Skipped: 0



	NEVER	RARELY	SOMETIMES	MOST OF THE TIME	ALWAYS	DON'T KNOW	REFUSED	NO RESPONSE	TOTAL
My family member gets the services he/she needs.	0.00% 0	0.00% 0	0.00% 0	17.65% 3	64.71% 11	5.88% 1	0.00% 0	11.76% 2	17
I would recommend this site or organization to others.	0.00% 0	0.00% 0	5.88% 1	5.88% 1	70.59% 12	5.88% 1	0.00% 0	11.76% 2	17
This place feels like home to my family member.	0.00% 0	11.76% 2	0.00% 0	17.65% 3	52.94% 9	5.88% 1	0.00% 0	11.76% 2	17
My family member can easily go outdoors if he/she wants.	5.88% 1	5.88% 1	5.88% 1	29.41% 5	29.41% 5	0.00% 0	0.00% 0	23.53% 4	17
My family member is bothered by the noise here.	29.41% 5	23.53% 4	23.53% 4	5.88% 1	0.00% 0	5.88% 1	0.00% 0	11.76% 2	17

### Q5 Daily Decision Items (Autonomy): For each statement, please answer with one of the available choices.

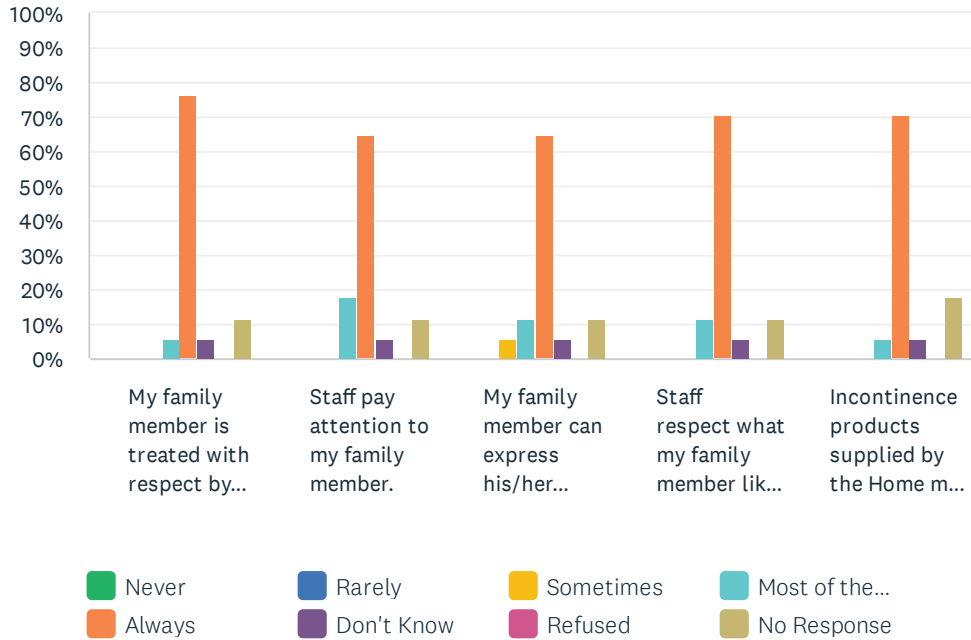
Answered: 17 Skipped: 0



	NEVER	RARELY	SOMETIMES	MOST OF THE TIME	ALWAYS	DON'T KNOW	REFUSED	NO RESPONSE	TOTAL
My family member can have a bath or shower as often as he/she wants.	5.88% 1	0.00% 0	0.00% 0	35.29% 6	17.65% 3	17.65% 3	0.00% 0	23.53% 4	17
My family member decides when to get up.	5.88% 1	0.00% 0	0.00% 0	35.29% 6	17.65% 3	17.65% 3	0.00% 0	23.53% 4	17
My family member decides when to go to bed.	0.00% 0	0.00% 0	5.88% 1	35.29% 6	17.65% 3	17.65% 3	0.00% 0	23.53% 4	17
My family member can go where he/she wants on the "spur of the moment."	0.00% 0	5.88% 1	11.76% 2	17.65% 3	17.65% 3	11.76% 2	0.00% 0	35.29% 6	17
My family member controls who comes into his/her room.	5.88% 1	0.00% 0	11.76% 2	23.53% 4	29.41% 5	11.76% 2	0.00% 0	17.65% 3	17
My family member decides which clothes to wear.	5.88% 1	0.00% 0	0.00% 0	23.53% 4	35.29% 6	23.53% 4	0.00% 0	11.76% 2	17
My family member decides how to spend his/her time.	6.67% 1	0.00% 0	0.00% 0	33.33% 5	40.00% 6	0.00% 0	0.00% 0	20.00% 3	15

## Q6 Respect by Staff: For each statement, please answer one of the available choices.

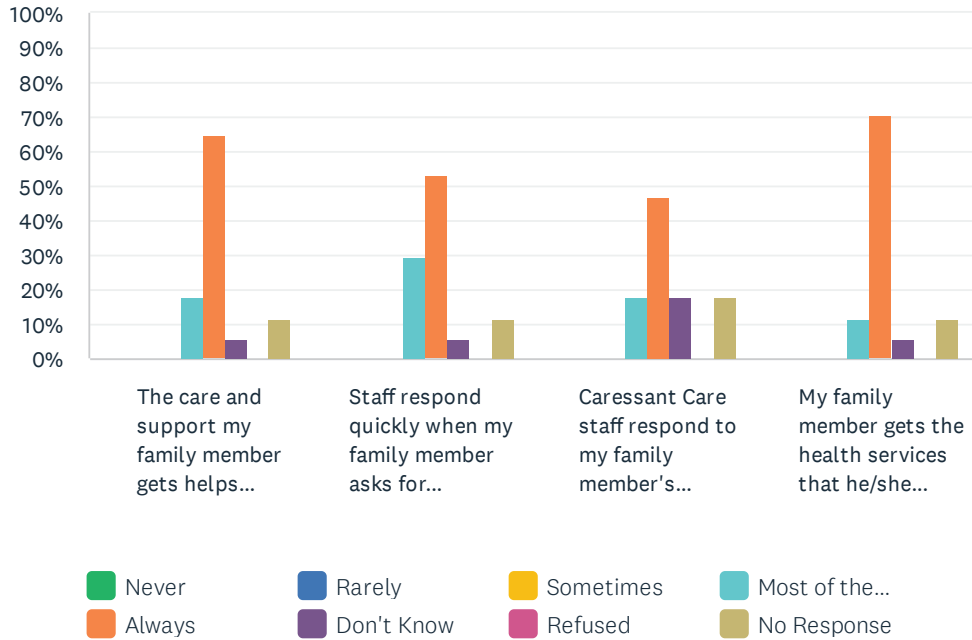
Answered: 17 Skipped: 0



	NEVER	RARELY	SOMETIMES	MOST OF THE TIME	ALWAYS	DON'T KNOW	REFUSED	NO RESPONSE	TOTAL
My family member is treated with respect by the staff.	0.00% 0	0.00% 0	0.00% 0	5.88% 1	76.47% 13	5.88% 1	0.00% 0	11.76% 2	17
Staff pay attention to my family member.	0.00% 0	0.00% 0	0.00% 0	17.65% 3	64.71% 11	5.88% 1	0.00% 0	11.76% 2	17
My family member can express his/her opinion without fear of consequences.	0.00% 0	0.00% 0	5.88% 1	11.76% 2	64.71% 11	5.88% 1	0.00% 0	11.76% 2	17
Staff respect what my family member likes and dislikes.	0.00% 0	0.00% 0	0.00% 0	11.76% 2	70.59% 12	5.88% 1	0.00% 0	11.76% 2	17
Incontinence products supplied by the Home meet the needs of my family member.	0.00% 0	0.00% 0	0.00% 0	5.88% 1	70.59% 12	5.88% 1	0.00% 0	17.65% 3	17

## Q7 Staff Responsiveness: For each statement, please answer with one of the available choices.

Answered: 17 Skipped: 0

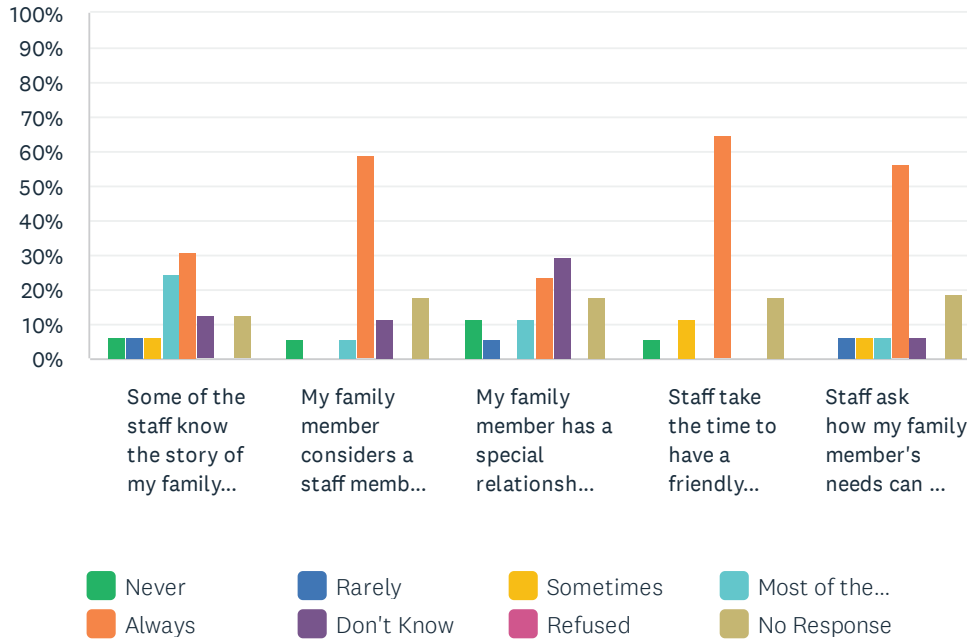


	NEVER	RARELY	SOMETIMES	MOST OF THE TIME	ALWAYS	DON'T KNOW	REFUSED	NO RESPONSE	TOTAL
The care and support my family member gets helps him/her live life the way he/she wants.	0.00% 0	0.00% 0	0.00% 0	17.65% 3	64.71% 11	5.88% 1	0.00% 0	11.76% 2	17
Staff respond quickly when my family member asks for assistance.	0.00% 0	0.00% 0	0.00% 0	29.41% 5	52.94% 9	5.88% 1	0.00% 0	11.76% 2	17
Caressant Care staff respond to my family member's suggestions.	0.00% 0	0.00% 0	0.00% 0	17.65% 3	47.06% 8	17.65% 3	0.00% 0	17.65% 3	17
My family member gets the health services that he/she needs.	0.00% 0	0.00% 0	0.00% 0	11.76% 2	70.59% 12	5.88% 1	0.00% 0	11.76% 2	17



## Q8 Staff-Resident Bonding: For each statement, please answer with one of the available choices.

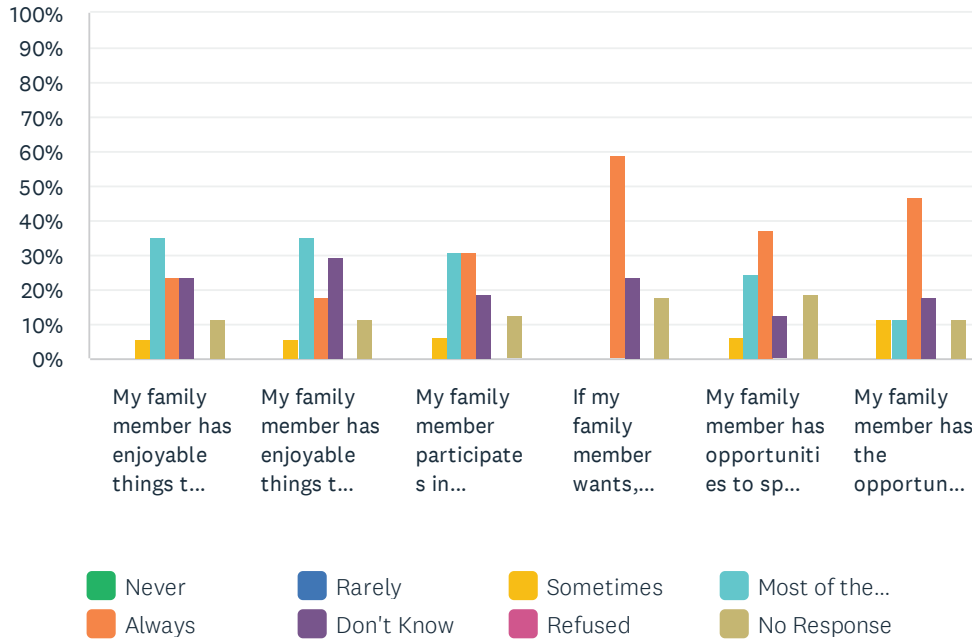
Answered: 17 Skipped: 0



	NEVER	RARELY	SOMETIMES	MOST OF THE TIME	ALWAYS	DON'T KNOW	REFUSED	NO RESPONSE	TOTAL
Some of the staff know the story of my family member's life.	6.25% 1	6.25% 1	6.25% 1	25.00% 4	31.25% 5	12.50% 2	0.00% 0	12.50% 2	16
My family member considers a staff member his/her friend.	5.88% 1	0.00% 0	0.00% 0	5.88% 1	58.82% 10	11.76% 2	0.00% 0	17.65% 3	17
My family member has a special relationship with a staff member.	11.76% 2	5.88% 1	0.00% 0	11.76% 2	23.53% 4	29.41% 5	0.00% 0	17.65% 3	17
Staff take the time to have a friendly conversation with my family member.	5.88% 1	0.00% 0	11.76% 2	0.00% 0	64.71% 11	0.00% 0	0.00% 0	17.65% 3	17
Staff ask how my family member's needs can be met.	0.00% 0	6.25% 1	6.25% 1	6.25% 1	56.25% 9	6.25% 1	0.00% 0	18.75% 3	16

### Q9 Activities: For each statement, please answer with one of the available choices.

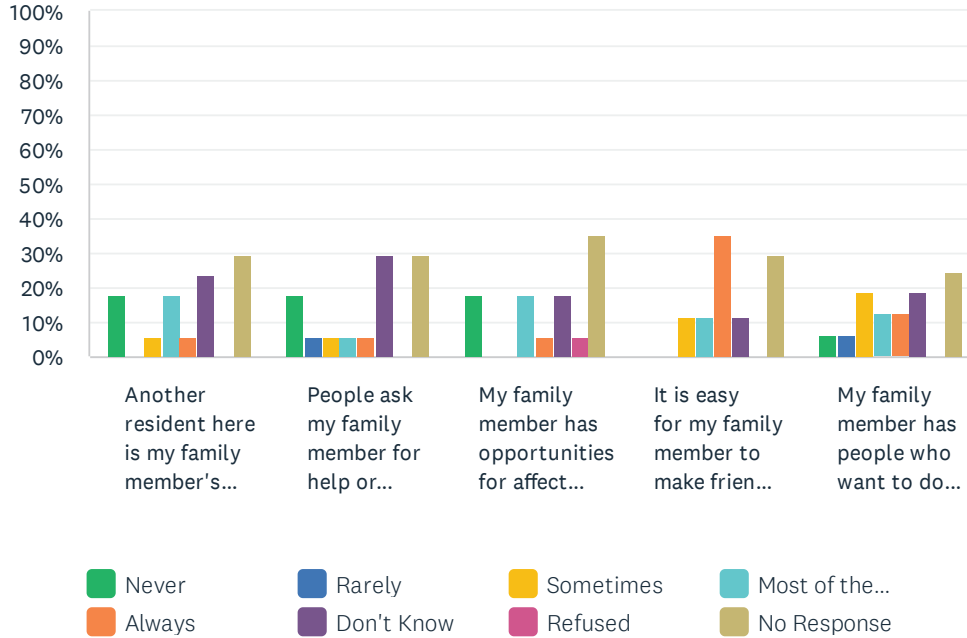
Answered: 17 Skipped: 0



	NEVER	RARELY	SOMETIMES	MOST OF THE TIME	ALWAYS	DON'T KNOW	REFUSED	NO RESPONSE	TOTAL
My family member has enjoyable things to do here on weekends.	0.00% 0	0.00% 0	5.88% 1	35.29% 6	23.53% 4	23.53% 4	0.00% 0	11.76% 2	17
My family member has enjoyable things to do here in the evenings.	0.00% 0	0.00% 0	5.88% 1	35.29% 6	17.65% 3	29.41% 5	0.00% 0	11.76% 2	17
My family member participates in meaningful activities.	0.00% 0	0.00% 0	6.25% 1	31.25% 5	31.25% 5	18.75% 3	0.00% 0	12.50% 2	16
If my family member wants, he/she can participate in religious activities that have meaning to him/her.	0.00% 0	0.00% 0	0.00% 0	0.00% 0	58.82% 10	23.53% 4	0.00% 0	17.65% 3	17
My family member has opportunities to spend time with other like-minded residents.	0.00% 0	0.00% 0	6.25% 1	25.00% 4	37.50% 6	12.50% 2	0.00% 0	18.75% 3	16
My family member has the opportunity to explore new skills and interests.	0.00% 0	0.00% 0	11.76% 2	11.76% 2	47.06% 8	17.65% 3	0.00% 0	11.76% 2	17

## Q10 Personal Relationships: For each statement, please answer with one of the available choices.

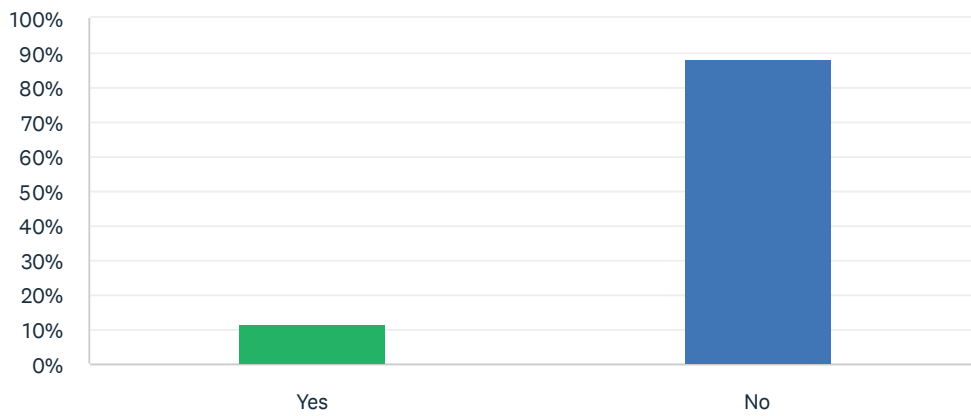
Answered: 17 Skipped: 0



	NEVER	RARELY	SOMETIMES	MOST OF THE TIME	ALWAYS	DON'T KNOW	REFUSED	NO RESPONSE	TOTAL
Another resident here is my family member's close friend.	17.65% 3	0.00% 0	5.88% 1	17.65% 3	5.88% 1	23.53% 4	0.00% 0	29.41% 5	17
People ask my family member for help or advice.	17.65% 3	5.88% 1	5.88% 1	5.88% 1	5.88% 1	29.41% 5	0.00% 0	29.41% 5	17
My family member has opportunities for affection or romance.	17.65% 3	0.00% 0	0.00% 0	17.65% 3	5.88% 1	17.65% 3	5.88% 1	35.29% 6	17
It is easy for my family member to make friends here.	0.00% 0	0.00% 0	11.76% 2	11.76% 2	35.29% 6	11.76% 2	0.00% 0	29.41% 5	17
My family member has people who want to do things together with him/her.	6.25% 1	6.25% 1	18.75% 3	12.50% 2	12.50% 2	18.75% 3	0.00% 0	25.00% 4	16

### Q11 Your family member is part of a couple.

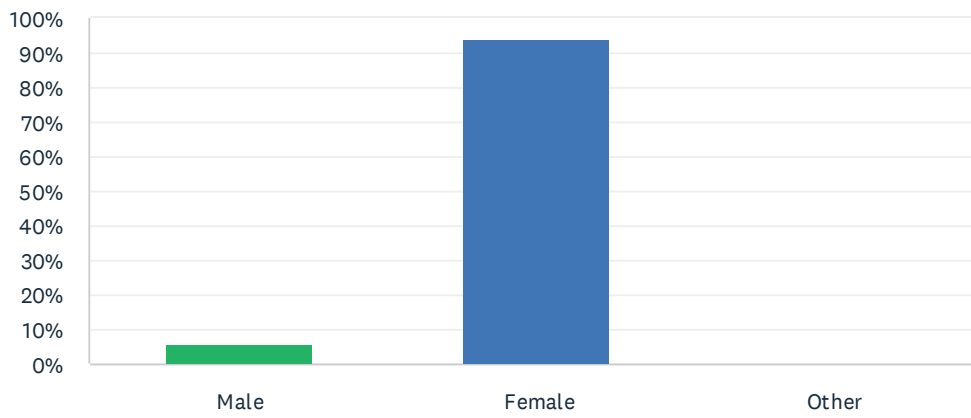
Answered: 17 Skipped: 0



ANSWER CHOICES	RESPONSES	
Yes	11.76%	2
No	88.24%	15
TOTAL		17

### Q12 Your family member's gender is:

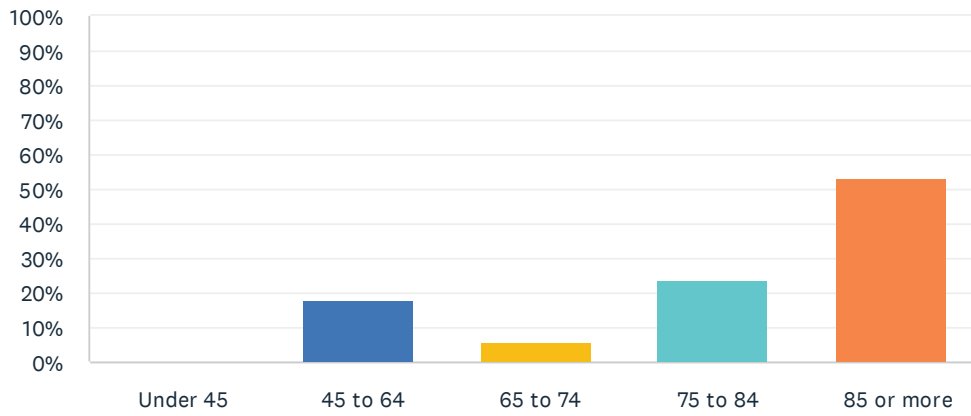
Answered: 17 Skipped: 0



ANSWER CHOICES	RESPONSES	
Male	5.88%	1
Female	94.12%	16
Other	0.00%	0
<b>TOTAL</b>		<b>17</b>

### Q13 Your family member's age in years is:

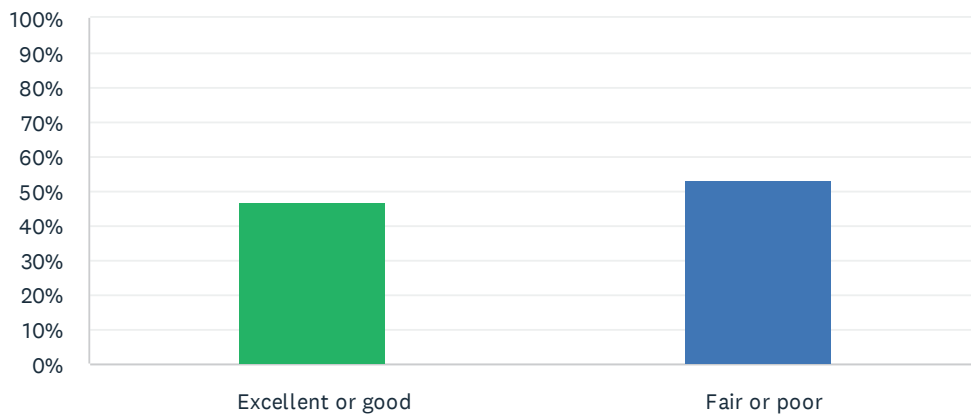
Answered: 17 Skipped: 0



ANSWER CHOICES	RESPONSES	
Under 45	0.00%	0
45 to 64	17.65%	3
65 to 74	5.88%	1
75 to 84	23.53%	4
85 or more	52.94%	9
<b>TOTAL</b>		<b>17</b>

### Q14 Your family member's health is:

Answered: 15 Skipped: 2

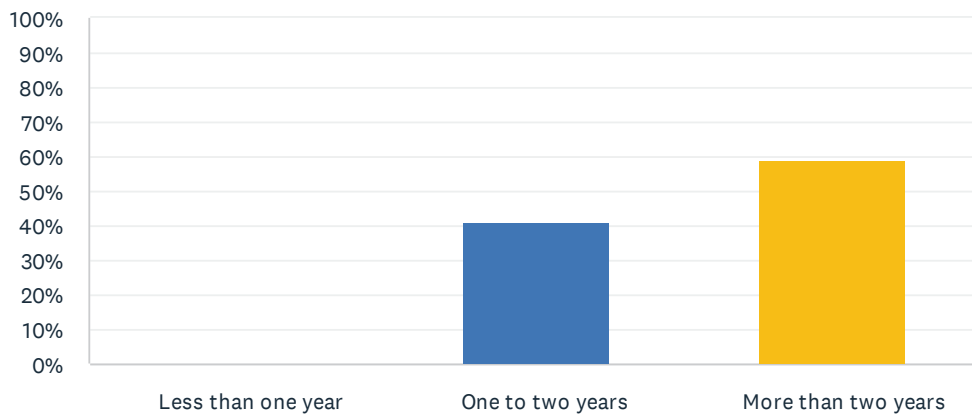


ANSWER CHOICES	RESPONSES	
Excellent or good	46.67%	7
Fair or poor	53.33%	8
TOTAL		15



### Q15 Your family member has lived at this LTC Home for:

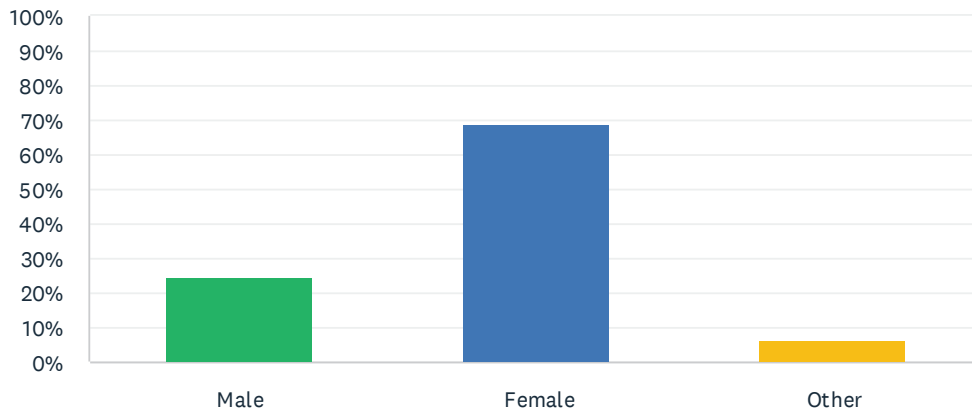
Answered: 17 Skipped: 0



ANSWER CHOICES	RESPONSES	
Less than one year	0.00%	0
One to two years	41.18%	7
More than two years	58.82%	10
<b>TOTAL</b>		<b>17</b>

### Q16 Your gender is:

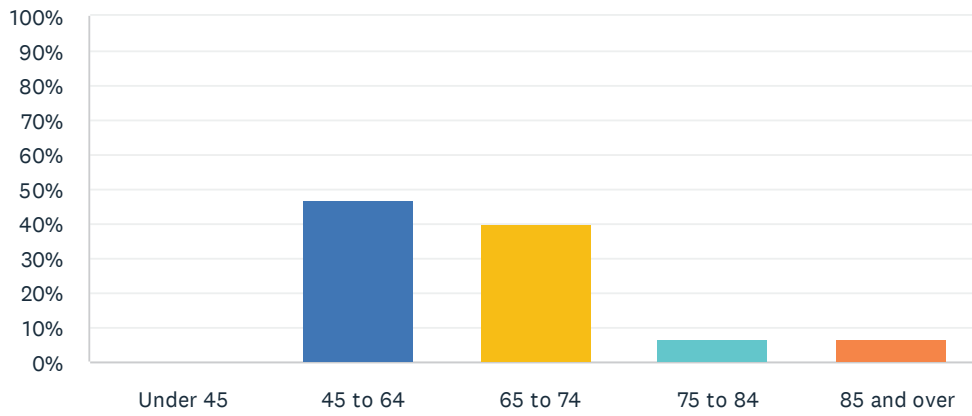
Answered: 16 Skipped: 1



ANSWER CHOICES	RESPONSES	
Male	25.00%	4
Female	68.75%	11
Other	6.25%	1
<b>TOTAL</b>		<b>16</b>

### Q17 Your age in years is:

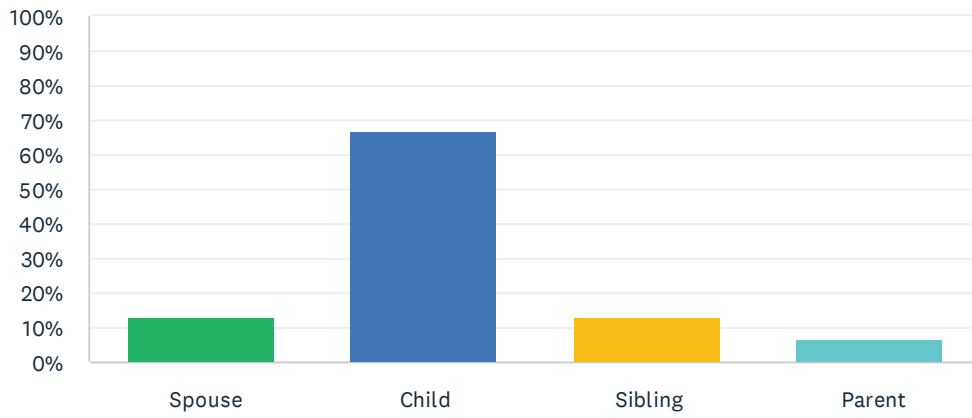
Answered: 15 Skipped: 2



ANSWER CHOICES	RESPONSES	
Under 45	0.00%	0
45 to 64	46.67%	7
65 to 74	40.00%	6
75 to 84	6.67%	1
85 and over	6.67%	1
<b>TOTAL</b>		<b>15</b>

### Q18 Your relationship to the resident is:

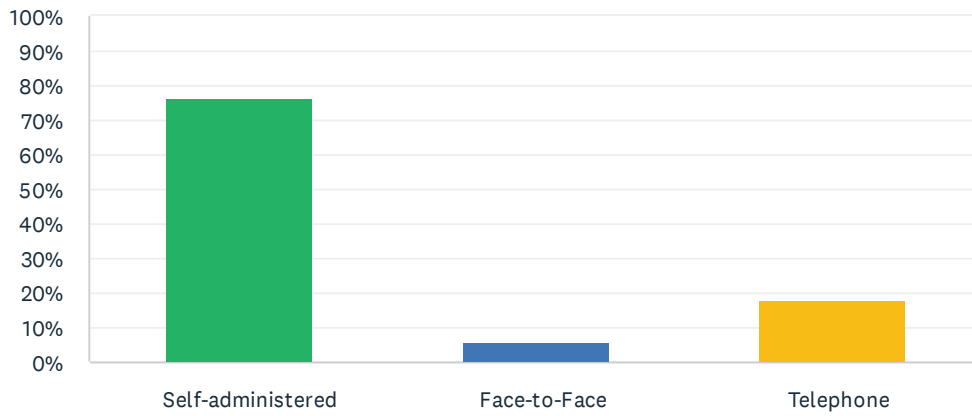
Answered: 15 Skipped: 2



ANSWER CHOICES	RESPONSES	
Spouse	13.33%	2
Child	66.67%	10
Sibling	13.33%	2
Parent	6.67%	1
<b>TOTAL</b>		<b>15</b>

### Q19 Survey Method:

Answered: 17 Skipped: 0



ANSWER CHOICES	RESPONSES	
Self-administered	76.47%	13
Face-to-Face	5.88%	1
Telephone	17.65%	3
<b>TOTAL</b>		<b>17</b>