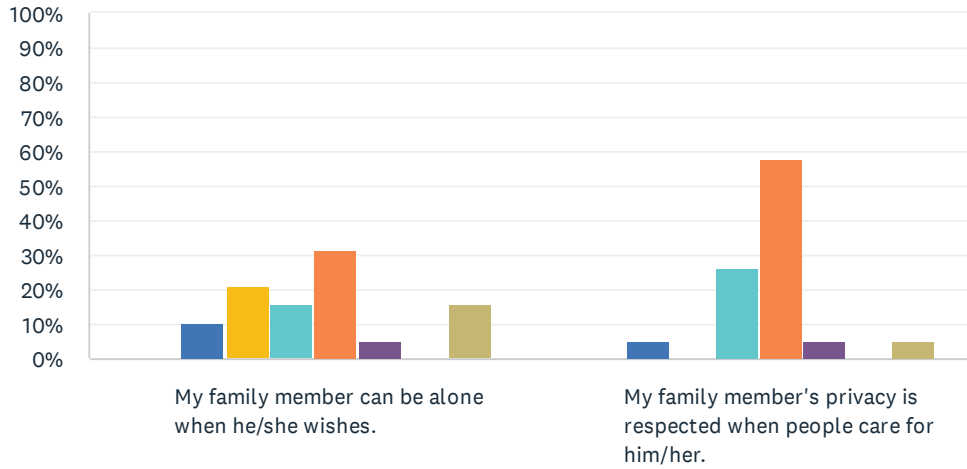


# Q1 Privacy: For each statement, please answer with one of the available choices.

Answered: 19 Skipped: 0

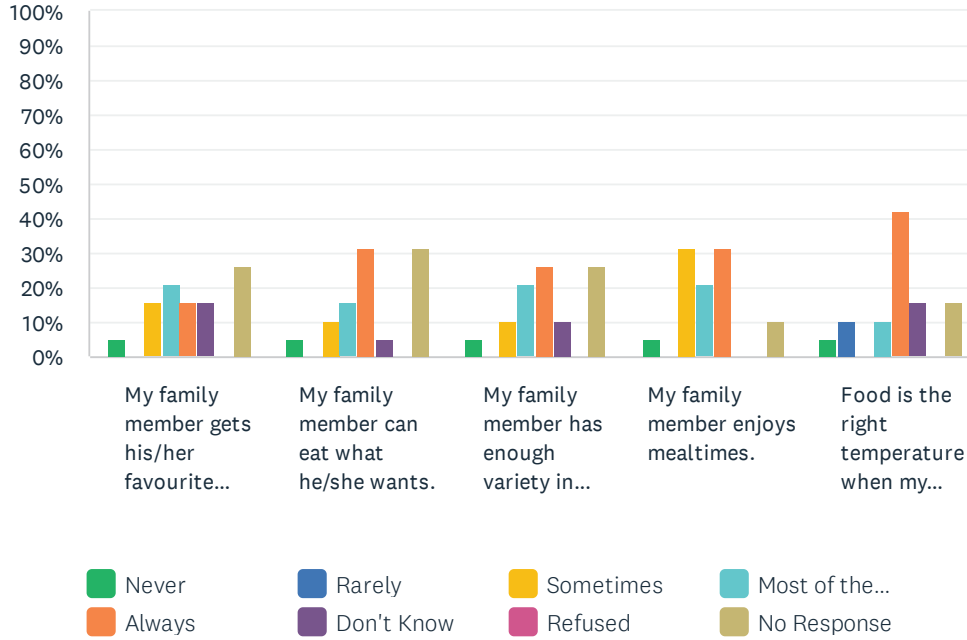


■ Never      ■ Rarely      ■ Sometimes      ■ Most of the...  
■ Always      ■ Don't Know      ■ Refused      ■ No Response

	NEVER	RARELY	SOMETIMES	MOST OF THE TIME	ALWAYS	DON'T KNOW	REFUSED	NO RESPONSE	TOTAL
My family member can be alone when he/she wishes.	0.00% 0	10.53% 2	21.05% 4	15.79% 3	31.58% 6	5.26% 1	0.00% 0	15.79% 3	19
My family member's privacy is respected when people care for him/her.	0.00% 0	5.26% 1	0.00% 0	26.32% 5	57.89% 11	5.26% 1	0.00% 0	5.26% 1	19

## Q2 Food and Meals: For each statement, please answer one of the available choices.

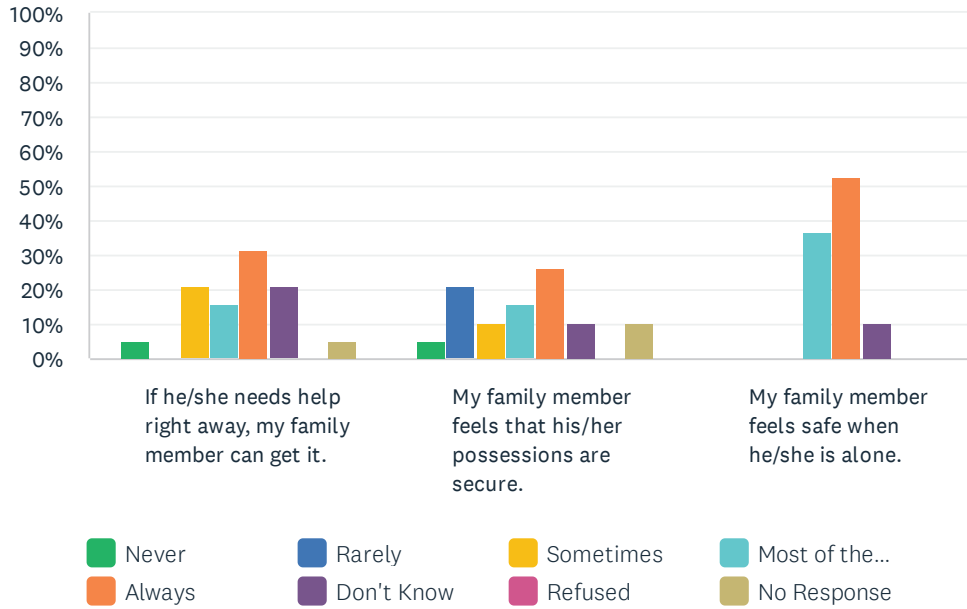
Answered: 19 Skipped: 0



	NEVER	RARELY	SOMETIMES	MOST OF THE TIME	ALWAYS	DON'T KNOW	REFUSED	NO RESPONSE	TOTAL
My family member gets his/her favourite foods in this home.	5.26% 1	0.00% 0	15.79% 3	21.05% 4	15.79% 3	15.79% 3	0.00% 0	26.32% 5	19
My family member can eat what he/she wants.	5.26% 1	0.00% 0	10.53% 2	15.79% 3	31.58% 6	5.26% 1	0.00% 0	31.58% 6	19
My family member has enough variety in his/her meals.	5.26% 1	0.00% 0	10.53% 2	21.05% 4	26.32% 5	10.53% 2	0.00% 0	26.32% 5	19
My family member enjoys mealtimes.	5.26% 1	0.00% 0	31.58% 6	21.05% 4	31.58% 6	0.00% 0	0.00% 0	10.53% 2	19
Food is the right temperature when my family member gets to eat it.	5.26% 1	10.53% 2	0.00% 0	10.53% 2	42.11% 8	15.79% 3	0.00% 0	15.79% 3	19

### Q3 Safety and Security: For each statement, please answer one of the available choices.

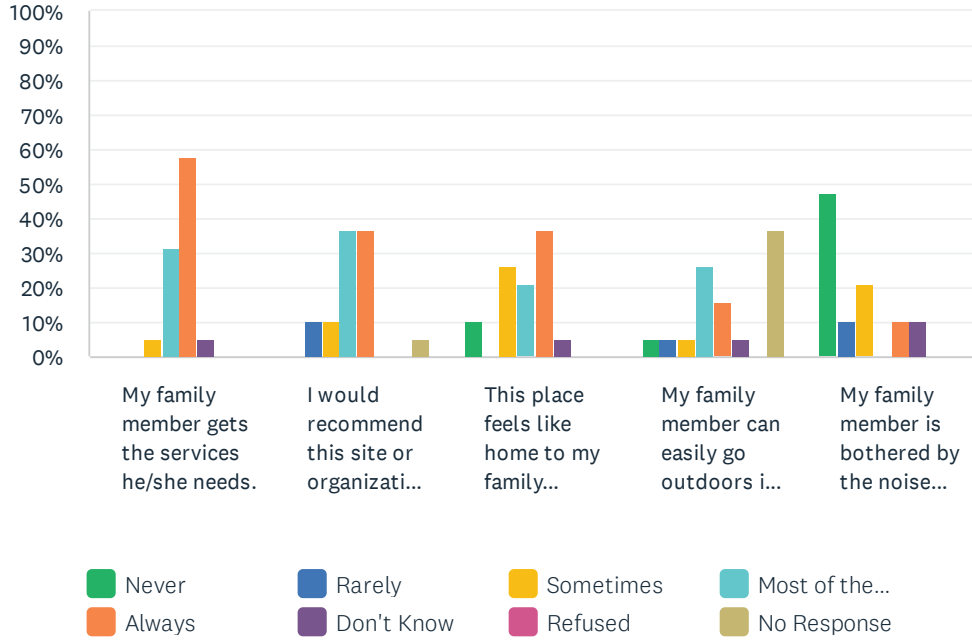
Answered: 19 Skipped: 0



	NEVER	RARELY	SOMETIMES	MOST OF THE TIME	ALWAYS	DON'T KNOW	REFUSED	NO RESPONSE	TOTAL
If he/she needs help right away, my family member can get it.	5.26% 1	0.00% 0	21.05% 4	15.79% 3	31.58% 6	21.05% 4	0.00% 0	5.26% 1	19
My family member feels that his/her possessions are secure.	5.26% 1	21.05% 4	10.53% 2	15.79% 3	26.32% 5	10.53% 2	0.00% 0	10.53% 2	19
My family member feels safe when he/she is alone.	0.00% 0	0.00% 0	0.00% 0	36.84% 7	52.63% 10	10.53% 2	0.00% 0	0.00% 0	19

## Q4 Comfort Items: For each statement, please answer with one of the available choices.

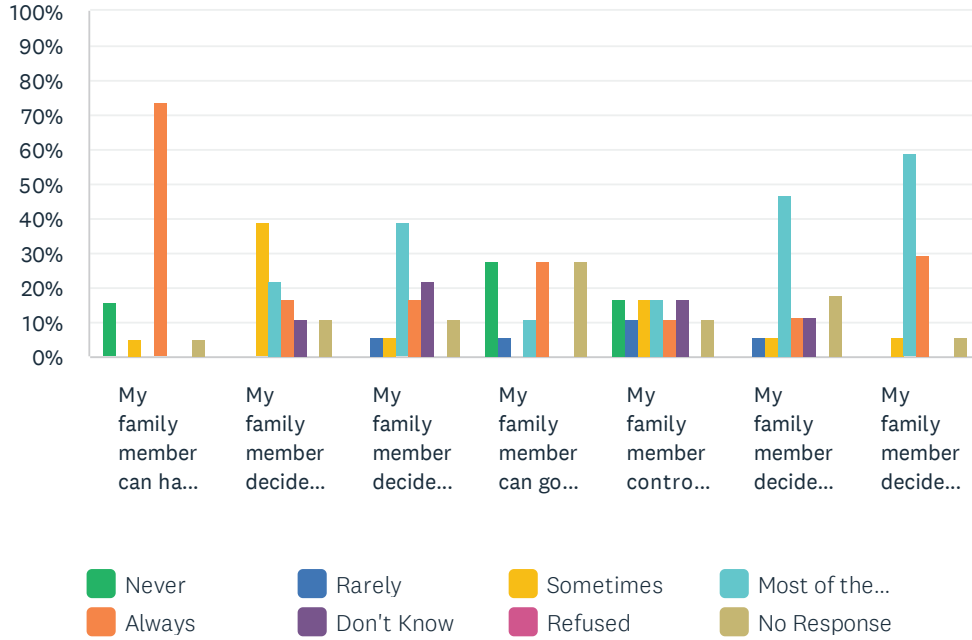
Answered: 19 Skipped: 0



	NEVER	RARELY	SOMETIMES	MOST OF THE TIME	ALWAYS	DON'T KNOW	REFUSED	NO RESPONSE	TOTAL
My family member gets the services he/she needs.	0.00% 0	0.00% 0	5.26% 1	31.58% 6	57.89% 11	5.26% 1	0.00% 0	0.00% 0	19
I would recommend this site or organization to others.	0.00% 0	10.53% 2	10.53% 2	36.84% 7	36.84% 7	0.00% 0	0.00% 0	5.26% 1	19
This place feels like home to my family member.	10.53% 2	0.00% 0	26.32% 5	21.05% 4	36.84% 7	5.26% 1	0.00% 0	0.00% 0	19
My family member can easily go outdoors if he/she wants.	5.26% 1	5.26% 1	5.26% 1	26.32% 5	15.79% 3	5.26% 1	0.00% 0	36.84% 7	19
My family member is bothered by the noise here.	47.37% 9	10.53% 2	21.05% 4	0.00% 0	10.53% 2	10.53% 2	0.00% 0	0.00% 0	19

### Q5 Daily Decision Items (Autonomy): For each statement, please answer with one of the available choices.

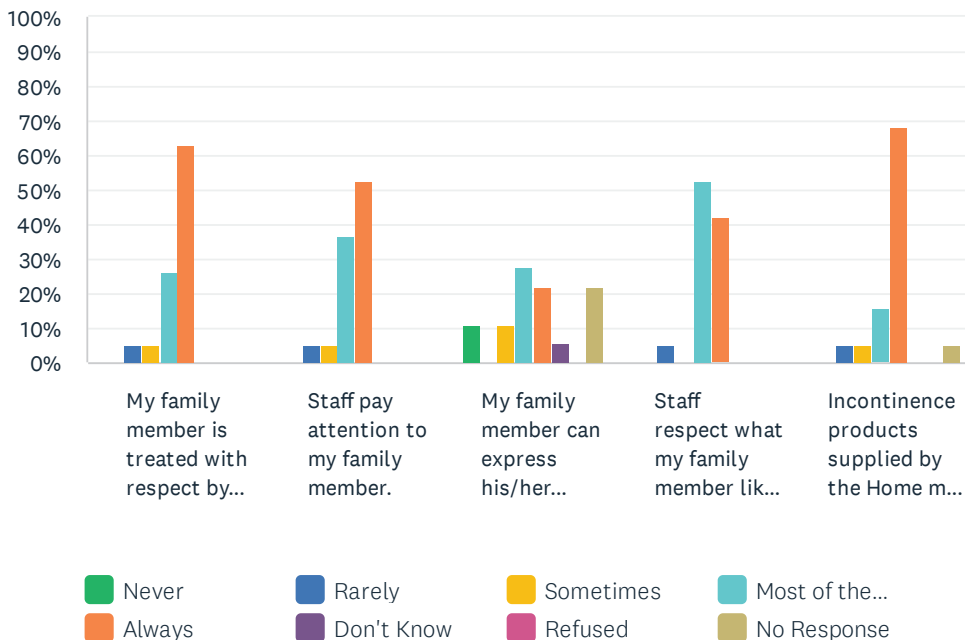
Answered: 19 Skipped: 0



	NEVER	RARELY	SOMETIMES	MOST OF THE TIME	ALWAYS	DON'T KNOW	REFUSED	NO RESPONSE	TOTAL
My family member can have a bath or shower as often as he/she wants.	15.79% 3	0.00% 0	5.26% 1	0.00% 0	73.68% 14	0.00% 0	0.00% 0	5.26% 1	19
My family member decides when to get up.	0.00% 0	0.00% 0	38.89% 7	22.22% 4	16.67% 3	11.11% 2	0.00% 0	11.11% 2	18
My family member decides when to go to bed.	0.00% 0	5.56% 1	5.56% 1	38.89% 7	16.67% 3	22.22% 4	0.00% 0	11.11% 2	18
My family member can go where he/she wants on the "spur of the moment."	27.78% 5	5.56% 1	0.00% 0	11.11% 2	27.78% 5	0.00% 0	0.00% 0	27.78% 5	18
My family member controls who comes into his/her room.	16.67% 3	11.11% 2	16.67% 3	16.67% 3	11.11% 2	16.67% 3	0.00% 0	11.11% 2	18
My family member decides which clothes to wear.	0.00% 0	5.88% 1	5.88% 1	47.06% 8	11.76% 2	11.76% 2	0.00% 0	17.65% 3	17
My family member decides how to spend his/her time.	0.00% 0	0.00% 0	5.88% 1	58.82% 10	29.41% 5	0.00% 0	0.00% 0	5.88% 1	17

## Q6 Respect by Staff: For each statement, please answer one of the available choices.

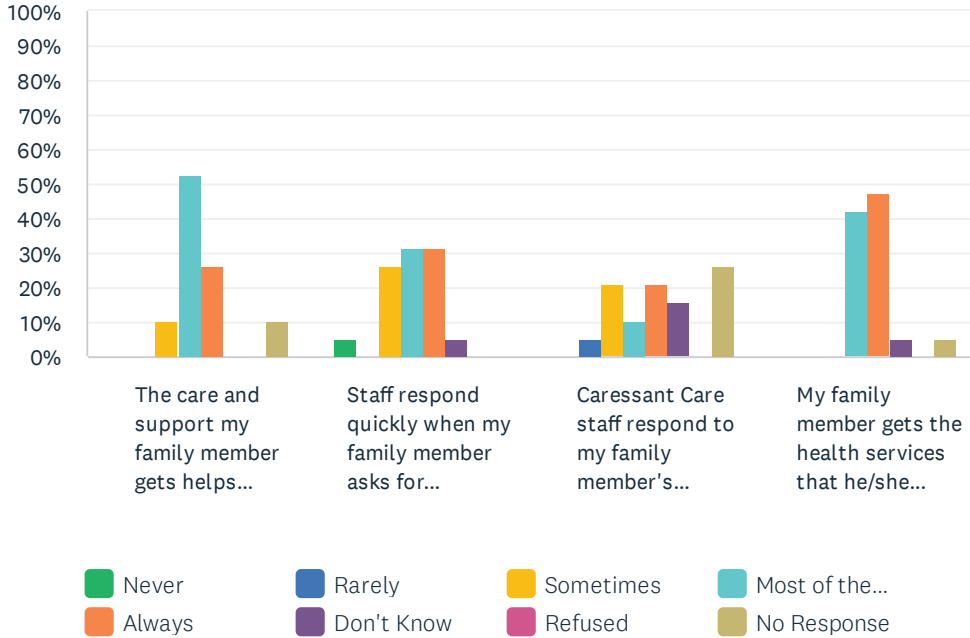
Answered: 19 Skipped: 0



	NEVER	RARELY	SOMETIMES	MOST OF THE TIME	ALWAYS	DON'T KNOW	REFUSED	NO RESPONSE	TOTAL
My family member is treated with respect by the staff.	0.00% 0	5.26% 1	5.26% 1	26.32% 5	63.16% 12	0.00% 0	0.00% 0	0.00% 0	19
Staff pay attention to my family member.	0.00% 0	5.26% 1	5.26% 1	36.84% 7	52.63% 10	0.00% 0	0.00% 0	0.00% 0	19
My family member can express his/her opinion without fear of consequences.	11.11% 2	0.00% 0	11.11% 2	27.78% 5	22.22% 4	5.56% 1	0.00% 0	22.22% 4	18
Staff respect what my family member likes and dislikes.	0.00% 0	5.26% 1	0.00% 0	52.63% 10	42.11% 8	0.00% 0	0.00% 0	0.00% 0	19
Incontinence products supplied by the Home meet the needs of my family member.	0.00% 0	5.26% 1	5.26% 1	15.79% 3	68.42% 13	0.00% 0	0.00% 0	5.26% 1	19

### Q7 Staff Responsiveness: For each statement, please answer with one of the available choices.

Answered: 19 Skipped: 0

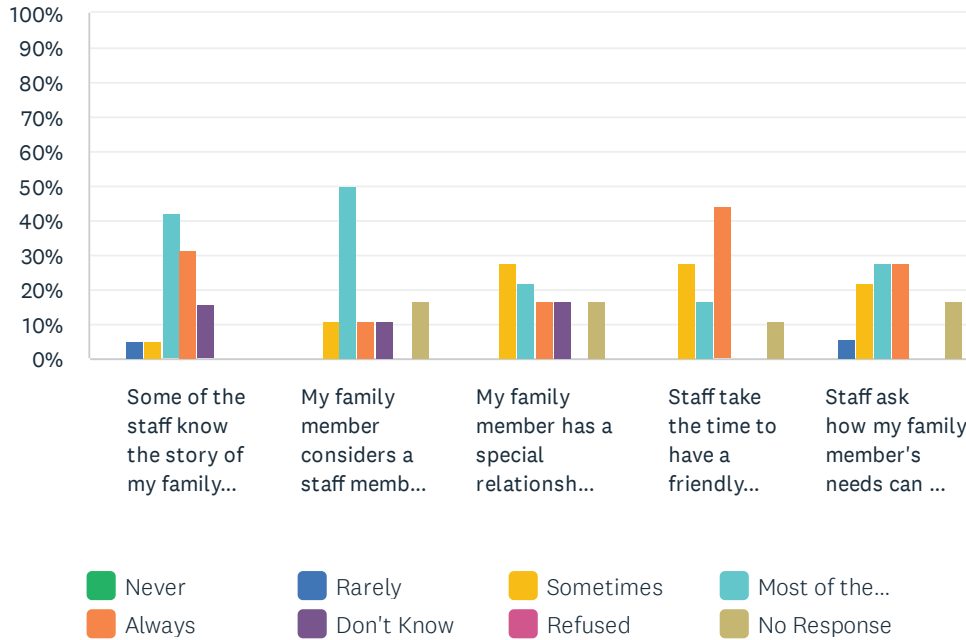


	NEVER	RARELY	SOMETIMES	MOST OF THE TIME	ALWAYS	DON'T KNOW	REFUSED	NO RESPONSE	TOTAL
The care and support my family member gets helps him/her live life the way he/she wants.	0.00% 0	0.00% 0	10.53% 2	52.63% 10	26.32% 5	0.00% 0	0.00% 0	10.53% 2	19
Staff respond quickly when my family member asks for assistance.	5.26% 1	0.00% 0	26.32% 5	31.58% 6	31.58% 6	5.26% 1	0.00% 0	0.00% 0	19
Caressant Care staff respond to my family member's suggestions.	0.00% 0	5.26% 1	21.05% 4	10.53% 2	21.05% 4	15.79% 3	0.00% 0	26.32% 5	19
My family member gets the health services that he/she needs.	0.00% 0	0.00% 0	0.00% 0	42.11% 8	47.37% 9	5.26% 1	0.00% 0	5.26% 1	19



## Q8 Staff-Resident Bonding: For each statement, please answer with one of the available choices.

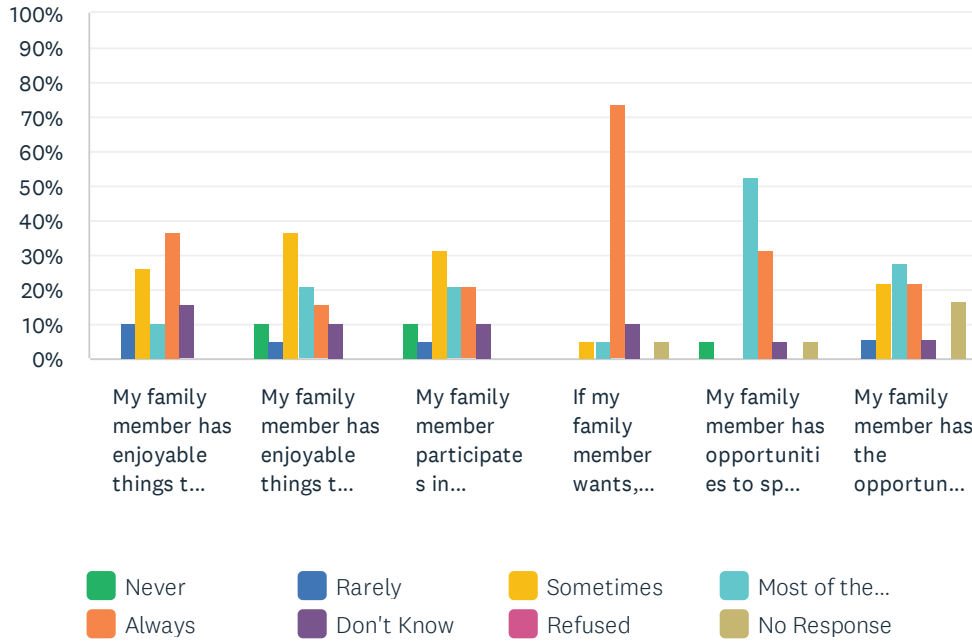
Answered: 19 Skipped: 0



	NEVER	RARELY	SOMETIMES	MOST OF THE TIME	ALWAYS	DON'T KNOW	REFUSED	NO RESPONSE	TOTAL
Some of the staff know the story of my family member's life.	0.00% 0	5.26% 1	5.26% 1	42.11% 8	31.58% 6	15.79% 3	0.00% 0	0.00% 0	19
My family member considers a staff member his/her friend.	0.00% 0	0.00% 0	11.11% 2	50.00% 9	11.11% 2	11.11% 2	0.00% 0	16.67% 3	18
My family member has a special relationship with a staff member.	0.00% 0	0.00% 0	27.78% 5	22.22% 4	16.67% 3	16.67% 3	0.00% 0	16.67% 3	18
Staff take the time to have a friendly conversation with my family member.	0.00% 0	0.00% 0	27.78% 5	16.67% 3	44.44% 8	0.00% 0	0.00% 0	11.11% 2	18
Staff ask how my family member's needs can be met.	0.00% 0	5.56% 1	22.22% 4	27.78% 5	27.78% 5	0.00% 0	0.00% 0	16.67% 3	18

### Q9 Activities: For each statement, please answer with one of the available choices.

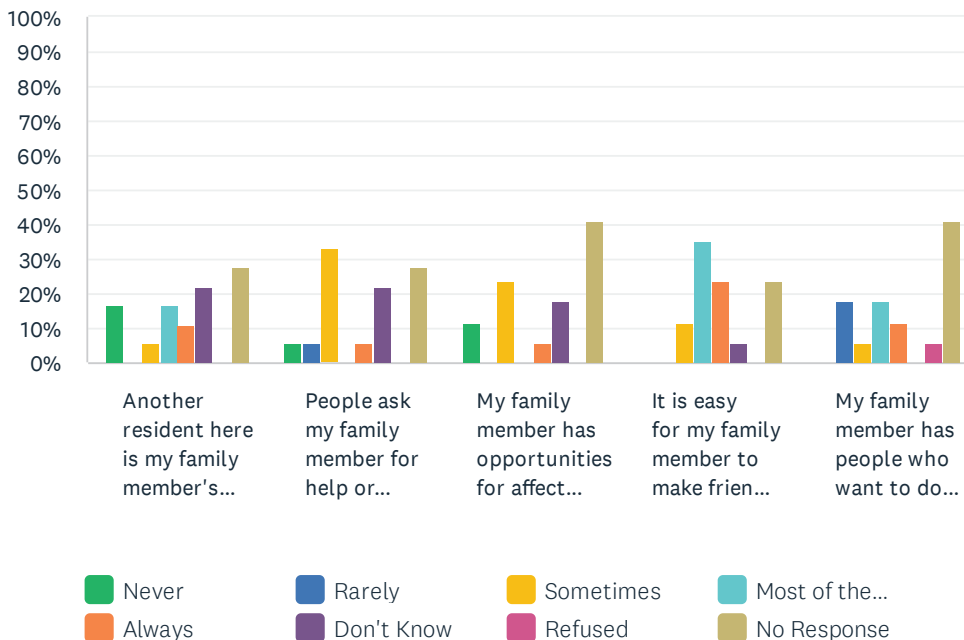
Answered: 19 Skipped: 0



	NEVER	RARELY	SOMETIMES	MOST OF THE TIME	ALWAYS	DON'T KNOW	REFUSED	NO RESPONSE	TOTAL
My family member has enjoyable things to do here on weekends.	0.00% 0	10.53% 2	26.32% 5	10.53% 2	36.84% 7	15.79% 3	0.00% 0	0.00% 0	19
My family member has enjoyable things to do here in the evenings.	10.53% 2	5.26% 1	36.84% 7	21.05% 4	15.79% 3	10.53% 2	0.00% 0	0.00% 0	19
My family member participates in meaningful activities.	10.53% 2	5.26% 1	31.58% 6	21.05% 4	21.05% 4	10.53% 2	0.00% 0	0.00% 0	19
If my family member wants, he/she can participate in religious activities that have meaning to him/her.	0.00% 0	0.00% 0	5.26% 1	5.26% 1	73.68% 14	10.53% 2	0.00% 0	5.26% 1	19
My family member has opportunities to spend time with other like-minded residents.	5.26% 1	0.00% 0	0.00% 0	52.63% 10	31.58% 6	5.26% 1	0.00% 0	5.26% 1	19
My family member has the opportunity to explore new skills and interests.	0.00% 0	5.56% 1	22.22% 4	27.78% 5	22.22% 4	5.56% 1	0.00% 0	16.67% 3	18

## Q10 Personal Relationships: For each statement, please answer with one of the available choices.

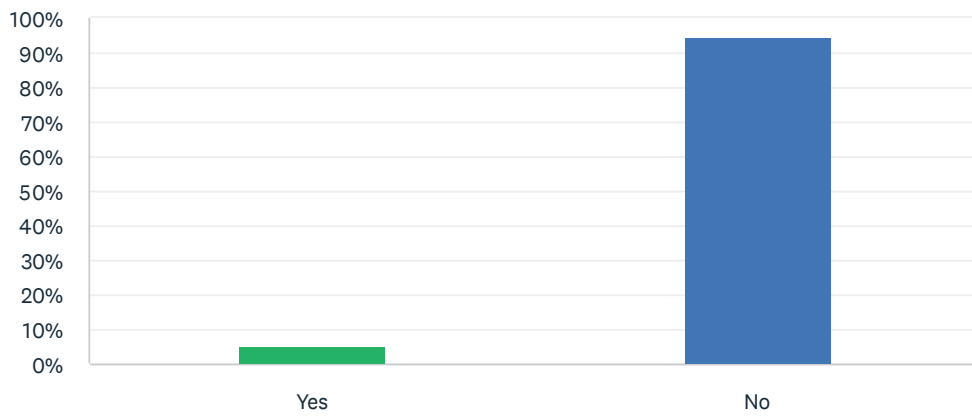
Answered: 18 Skipped: 1



	NEVER	RARELY	SOMETIMES	MOST OF THE TIME	ALWAYS	DON'T KNOW	REFUSED	NO RESPONSE	TOTAL
Another resident here is my family member's close friend.	16.67% 3	0.00% 0	5.56% 1	16.67% 3	11.11% 2	22.22% 4	0.00% 0	27.78% 5	18
People ask my family member for help or advice.	5.56% 1	5.56% 1	33.33% 6	0.00% 0	5.56% 1	22.22% 4	0.00% 0	27.78% 5	18
My family member has opportunities for affection or romance.	11.76% 2	0.00% 0	23.53% 4	0.00% 0	5.88% 1	17.65% 3	0.00% 0	41.18% 7	17
It is easy for my family member to make friends here.	0.00% 0	0.00% 0	11.76% 2	35.29% 6	23.53% 4	5.88% 1	0.00% 0	23.53% 4	17
My family member has people who want to do things together with him/her.	0.00% 0	17.65% 3	5.88% 1	17.65% 3	11.76% 2	0.00% 0	5.88% 1	41.18% 7	17

### Q11 Your family member is part of a couple.

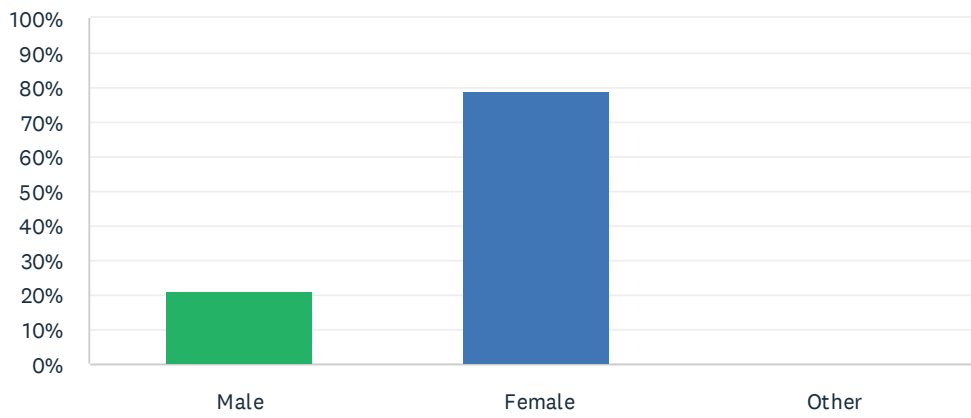
Answered: 19 Skipped: 0



ANSWER CHOICES	RESPONSES	
Yes	5.26%	1
No	94.74%	18
TOTAL		19

### Q12 Your family member's gender is:

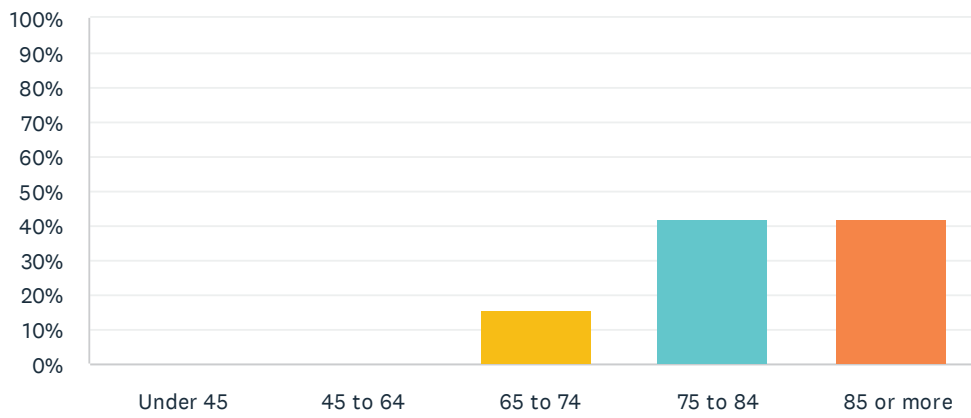
Answered: 19 Skipped: 0



ANSWER CHOICES	RESPONSES	
Male	21.05%	4
Female	78.95%	15
Other	0.00%	0
<b>TOTAL</b>		<b>19</b>

### Q13 Your family member's age in years is:

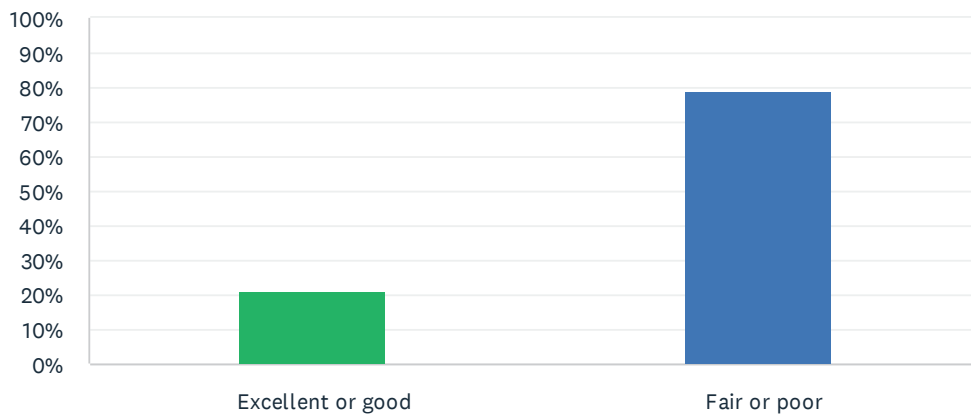
Answered: 19 Skipped: 0



ANSWER CHOICES	RESPONSES	
Under 45	0.00%	0
45 to 64	0.00%	0
65 to 74	15.79%	3
75 to 84	42.11%	8
85 or more	42.11%	8
<b>TOTAL</b>		<b>19</b>

### Q14 Your family member's health is:

Answered: 19 Skipped: 0

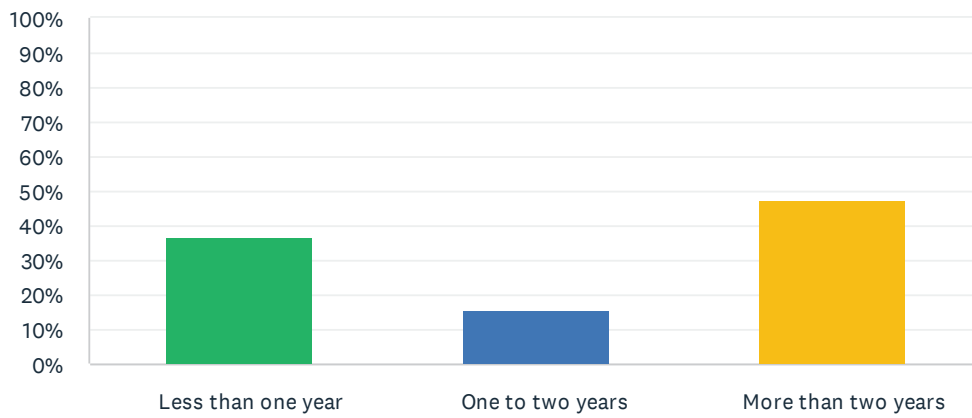


ANSWER CHOICES	RESPONSES	
Excellent or good	21.05%	4
Fair or poor	78.95%	15
TOTAL		19



### Q15 Your family member has lived at this LTC Home for:

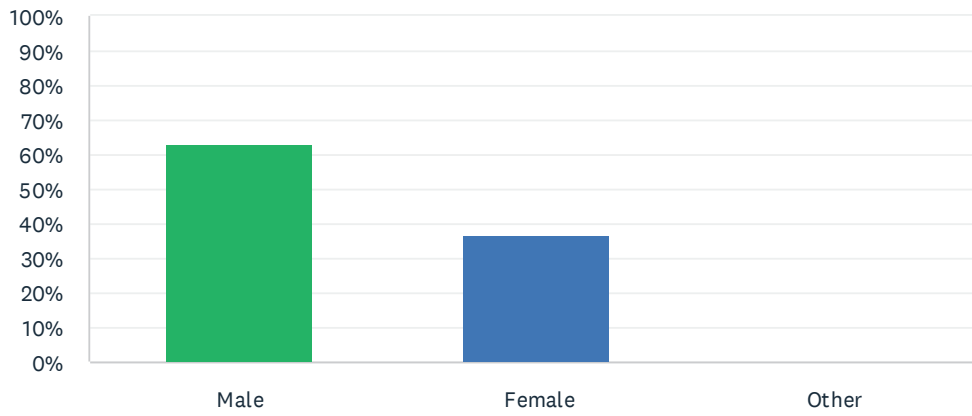
Answered: 19 Skipped: 0



ANSWER CHOICES	RESPONSES	
Less than one year	36.84%	7
One to two years	15.79%	3
More than two years	47.37%	9
<b>TOTAL</b>		<b>19</b>

### Q16 Your gender is:

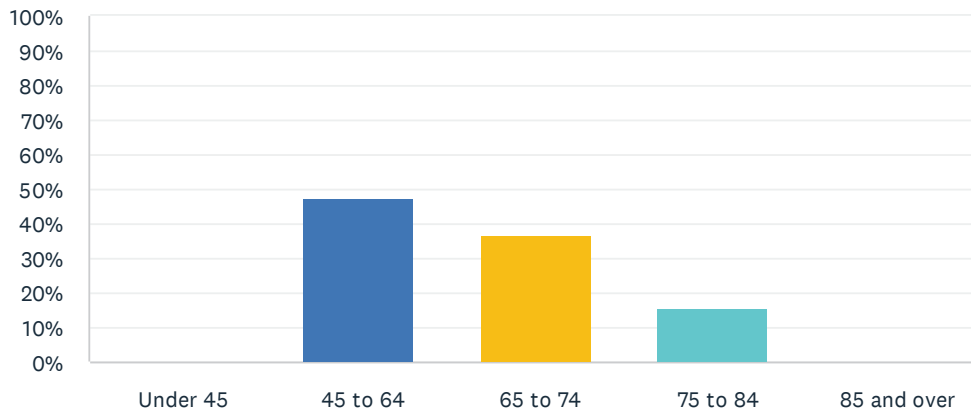
Answered: 19 Skipped: 0



ANSWER CHOICES	RESPONSES	
Male	63.16%	12
Female	36.84%	7
Other	0.00%	0
<b>TOTAL</b>		<b>19</b>

### Q17 Your age in years is:

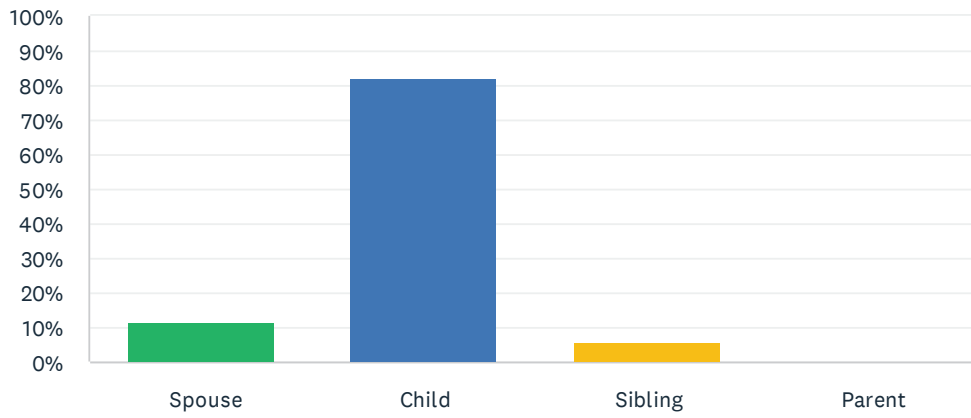
Answered: 19 Skipped: 0



ANSWER CHOICES	RESPONSES
Under 45	0.00% 0
45 to 64	47.37% 9
65 to 74	36.84% 7
75 to 84	15.79% 3
85 and over	0.00% 0
<b>TOTAL</b>	<b>19</b>

### Q18 Your relationship to the resident is:

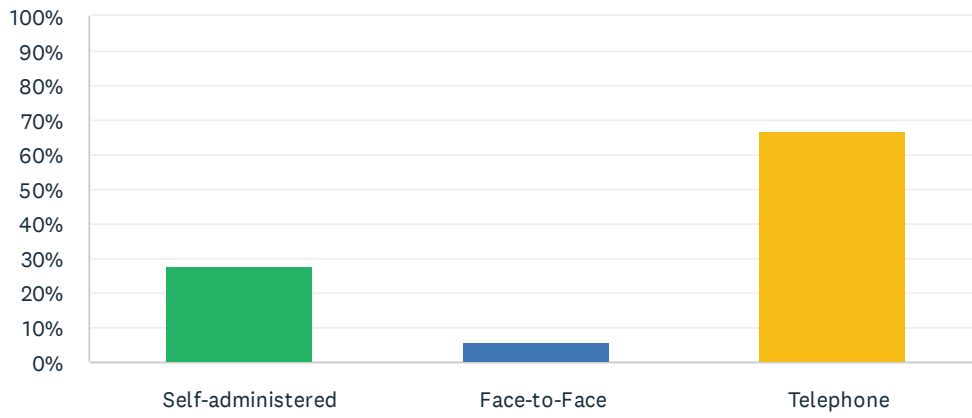
Answered: 17 Skipped: 2



ANSWER CHOICES	RESPONSES	
Spouse	11.76%	2
Child	82.35%	14
Sibling	5.88%	1
Parent	0.00%	0
<b>TOTAL</b>		<b>17</b>

### Q19 Survey Method:

Answered: 18 Skipped: 1



ANSWER CHOICES	RESPONSES	
Self-administered	27.78%	5
Face-to-Face	5.56%	1
Telephone	66.67%	12
<b>TOTAL</b>		<b>18</b>