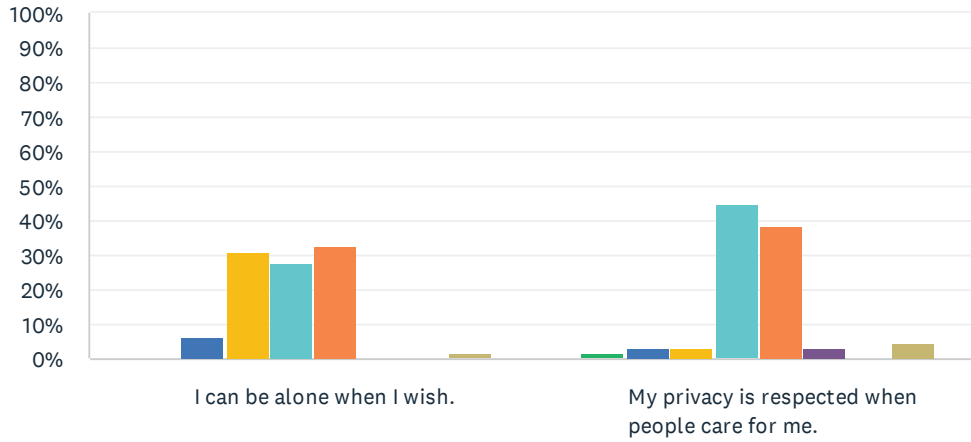


Q1 Privacy: First, I'd like to talk to you about privacy. For each statement, please answer with one of the available choices.

Answered: 61 Skipped: 0

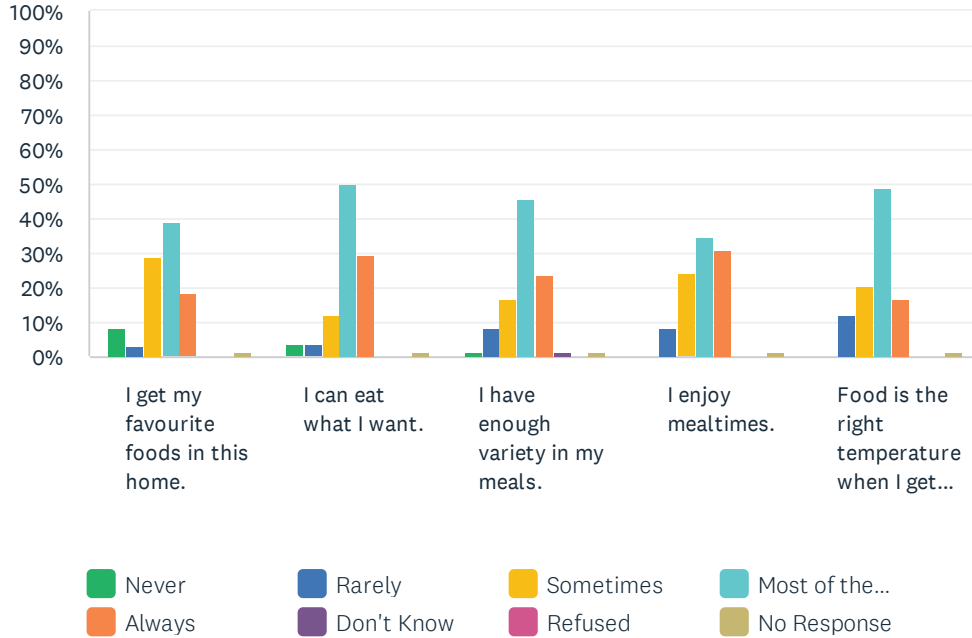


■ Never ■ Rarely ■ Sometimes ■ Most of the...
■ Always ■ Don't Know ■ Refused ■ No Response

	NEVER	RARELY	SOMETIMES	MOST OF THE TIME	ALWAYS	DON'T KNOW	REFUSED	NO RESPONSE	TOTAL
I can be alone when I wish.	0.00% 0	6.56% 4	31.15% 19	27.87% 17	32.79% 20	0.00% 0	0.00% 0	1.64% 1	61
My privacy is respected when people care for me.	1.67% 1	3.33% 2	3.33% 2	45.00% 27	38.33% 23	3.33% 2	0.00% 0	5.00% 3	60

Q2 Food and Meals: The items that follow are about food. For each statement, please answer one of the available choices.

Answered: 59 Skipped: 2



	NEVER	RARELY	SOMETIMES	MOST OF THE TIME	ALWAYS	DON'T KNOW	REFUSED	NO RESPONSE	TOTAL
I get my favourite foods in this home.	8.47% 5	3.39% 2	28.81% 17	38.98% 23	18.64% 11	0.00% 0	0.00% 0	1.69% 1	59
I can eat what I want.	3.45% 2	3.45% 2	12.07% 7	50.00% 29	29.31% 17	0.00% 0	0.00% 0	1.72% 1	58
I have enough variety in my meals.	1.69% 1	8.47% 5	16.95% 10	45.76% 27	23.73% 14	1.69% 1	0.00% 0	1.69% 1	59
I enjoy mealtimes.	0.00% 0	8.62% 5	24.14% 14	34.48% 20	31.03% 18	0.00% 0	0.00% 0	1.72% 1	58
Food is the right temperature when I get to eat it.	0.00% 0	11.86% 7	20.34% 12	49.15% 29	16.95% 10	0.00% 0	0.00% 0	1.69% 1	59

Q3 What are your most favourite dishes that we offer?

Answered: 44 Skipped: 17

#	RESPONSES	DATE
1	Lasagna	11/25/2023 4:15 PM
2	soup and sandwiches, roast beef	10/31/2023 10:42 AM
3	fish	10/31/2023 8:00 AM
4	fish	10/31/2023 7:57 AM
5	all of it	10/30/2023 3:57 PM
6	Fish. Desserts are good	10/27/2023 3:25 PM
7	chicken	10/23/2023 8:05 AM
8	roast beef	10/23/2023 8:02 AM
9	salads, brusel sprouts, brocoli, baked and sweet potato	10/20/2023 11:26 AM
10	Don't have one	10/12/2023 9:47 AM
11	all good	10/12/2023 9:39 AM
12	cold plate	9/29/2023 11:24 AM
13	not alot the mac and cheese is ok	9/29/2023 11:20 AM
14	not alot the mac and cheese is ok	9/29/2023 11:20 AM
15	Lasagna with meat and pasta	9/29/2023 11:14 AM
16	Roast beef dinner	9/12/2023 11:43 AM
17	meat	7/11/2023 1:55 PM
18	meatloaf and mash potatoes	7/4/2023 10:06 AM
19	chicken diner , and meat pies	4/5/2023 2:39 PM
20	pasta /lasagna	4/4/2023 12:10 PM
21	all good	4/4/2023 12:04 PM
22	pizza - pasta	4/4/2023 11:52 AM
23	cereal	4/4/2023 11:49 AM
24	fish	4/4/2023 11:46 AM
25	most are good meals	4/4/2023 11:41 AM
26	beef on a bun	4/4/2023 11:36 AM
27	pasta	2/1/2023 2:37 PM
28	prune juice, chocolate milk, b. sprouts, fish	2/1/2023 2:33 PM
29	oatmeal, hearty meals, scallop, oriental vegies, pasts, garlic bread	2/1/2023 2:09 PM
30	scalloped potatos, pasta, cookies, chicken, chips and ice cream	2/1/2023 2:02 PM
31	chicken meals, roast beef, pasta, turkey, soup and sandwich	2/1/2023 1:55 PM
32	fish- loaf	1/31/2023 3:02 PM
33	no fav.	1/31/2023 2:55 PM

34	cake and coffee	1/31/2023 2:49 PM
35	bacon and eggs	1/31/2023 2:40 PM
36	none	1/31/2023 2:37 PM
37	bacon and eggs, soup and sandwich	1/31/2023 2:33 PM
38	chicken, sandwich and red meat	1/31/2023 2:30 PM
39	fish	1/31/2023 2:27 PM
40	fish	1/31/2023 2:23 PM
41	all	1/31/2023 2:20 PM
42	fish dinner	1/31/2023 9:49 AM
43	chicken, beef, sandwiches and bacon and eggs	1/31/2023 9:45 AM
44	none	1/31/2023 9:36 AM

Q4 What are your least favourite dishes that we offer?

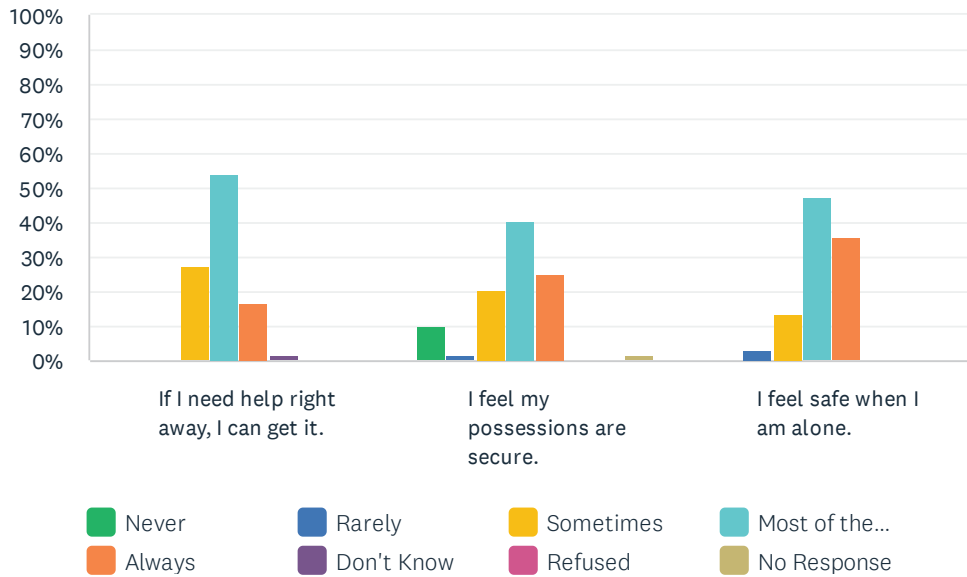
Answered: 36 Skipped: 25

#	RESPONSES	DATE
1	Chicken	11/25/2023 4:15 PM
2	to many salad	10/31/2023 8:00 AM
3	Too many salads	10/27/2023 3:25 PM
4	none	10/23/2023 8:05 AM
5	too many	10/23/2023 8:02 AM
6	bean salad as it has too much vinager to many cooked beans- would like more carrots, peas and corn	10/20/2023 11:26 AM
7	like them all	10/12/2023 9:47 AM
8	none that I don't like yet	10/12/2023 9:39 AM
9	tapioca pudding	9/29/2023 11:24 AM
10	too much spices too much fish need more beer	9/29/2023 11:20 AM
11	too much spices too much fish need more beer	9/29/2023 11:20 AM
12	fish toooooo often	9/29/2023 11:14 AM
13	pork	9/12/2023 11:43 AM
14	anything with pasta	7/11/2023 1:55 PM
15	fish	7/4/2023 10:06 AM
16	too many of them	4/5/2023 2:39 PM
17	cold beans	4/4/2023 12:10 PM
18	none	4/4/2023 12:04 PM
19	fish	4/4/2023 11:52 AM
20	not sure	4/4/2023 11:49 AM
21	need to think about this	4/4/2023 11:46 AM
22	unsure	2/1/2023 2:37 PM
23	anything with cheese and pasta	2/1/2023 2:33 PM
24	shepard pie, liver	2/1/2023 2:09 PM
25	liver	2/1/2023 2:03 PM
26	liver	1/31/2023 3:02 PM
27	oatmeal	1/31/2023 2:59 PM
28	have not given it any thought	1/31/2023 2:55 PM
29	red meat like steak	1/31/2023 2:49 PM
30	anything with cabbage and spices	1/31/2023 2:40 PM
31	eggs	1/31/2023 2:37 PM
32	fish, turkey and chicken	1/31/2023 2:33 PM

33	too much pasta	1/31/2023 2:27 PM
34	pasta	1/31/2023 9:49 AM
35	vegies, fish, chicken and turkey	1/31/2023 9:45 AM
36	eggs anyway	1/31/2023 9:36 AM

Q5 Safety and Security: Now let's talk about safety. For each statement, please answer one of the available choices.

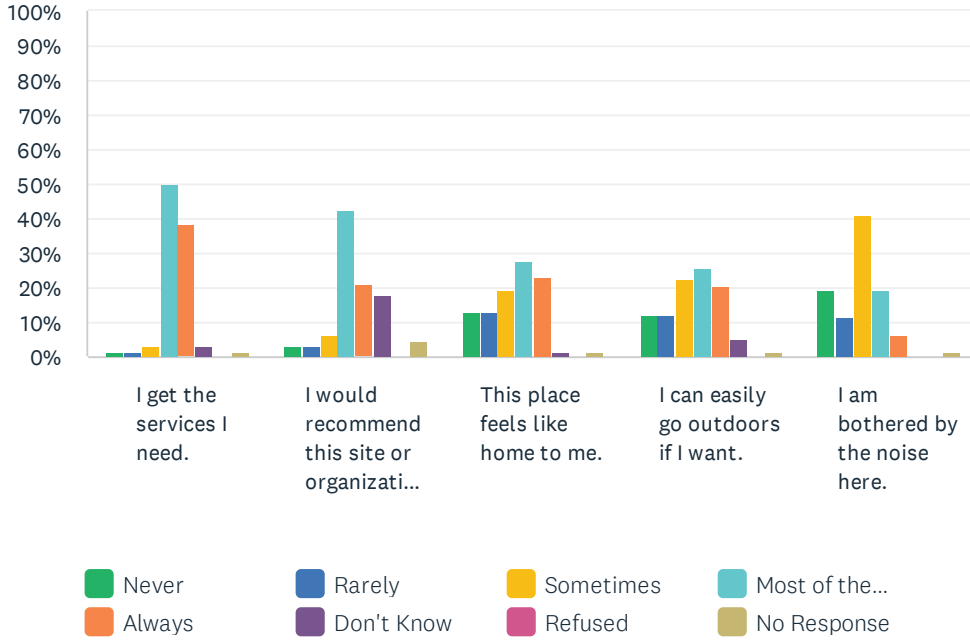
Answered: 59 Skipped: 2



	NEVER	RARELY	SOMETIMES	MOST OF THE TIME	ALWAYS	DON'T KNOW	REFUSED	NO RESPONSE	TOTAL
If I need help right away, I can get it.	0.00% 0	0.00% 0	27.12% 16	54.24% 32	16.95% 10	1.69% 1	0.00% 0	0.00% 0	59
I feel my possessions are secure.	10.17% 6	1.69% 1	20.34% 12	40.68% 24	25.42% 15	0.00% 0	0.00% 0	1.69% 1	59
I feel safe when I am alone.	0.00% 0	3.39% 2	13.56% 8	47.46% 28	35.59% 21	0.00% 0	0.00% 0	0.00% 0	59

Q6 Comfort Items: The items that follow focus on your life here. For each statement, please answer with one of the available choices.

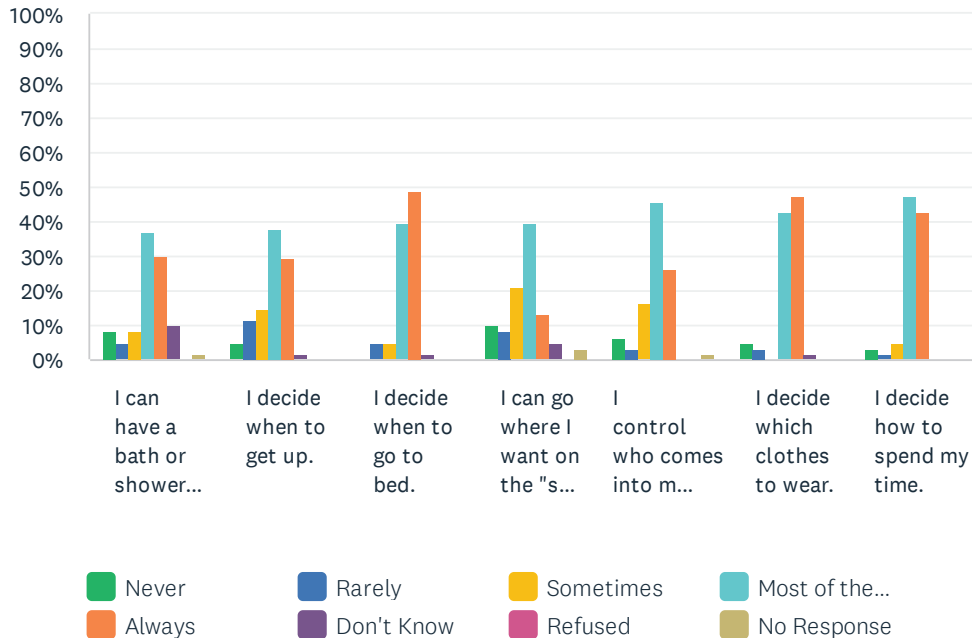
Answered: 61 Skipped: 0



	NEVER	RARELY	SOMETIMES	MOST OF THE TIME	ALWAYS	DON'T KNOW	REFUSED	NO RESPONSE	TOTAL
I get the services I need.	1.67% 1	1.67% 1	3.33% 2	50.00% 30	38.33% 23	3.33% 2	0.00% 0	1.67% 1	60
I would recommend this site or organization to others.	3.28% 2	3.28% 2	6.56% 4	42.62% 26	21.31% 13	18.03% 11	0.00% 0	4.92% 3	61
This place feels like home to me.	13.11% 8	13.11% 8	19.67% 12	27.87% 17	22.95% 14	1.64% 1	0.00% 0	1.64% 1	61
I can easily go outdoors if I want.	12.07% 7	12.07% 7	22.41% 13	25.86% 15	20.69% 12	5.17% 3	0.00% 0	1.72% 1	58
I am bothered by the noise here.	19.67% 12	11.48% 7	40.98% 25	19.67% 12	6.56% 4	0.00% 0	0.00% 0	1.64% 1	61

Q7 Daily Decision Items (Autonomy): The items that follow focus on your daily decisions. For each statement, please answer with one of the available choices.

Answered: 61 Skipped: 0



	NEVER	RARELY	SOMETIMES	MOST OF THE TIME	ALWAYS	DON'T KNOW	REFUSED	NO RESPONSE	TOTAL
I can have a bath or shower as often as I want.	8.33% 5	5.00% 3	8.33% 5	36.67% 22	30.00% 18	10.00% 6	0.00% 0	1.67% 1	60
I decide when to get up.	4.92% 3	11.48% 7	14.75% 9	37.70% 23	29.51% 18	1.64% 1	0.00% 0	0.00% 0	61
I decide when to go to bed.	0.00% 0	4.92% 3	4.92% 3	39.34% 24	49.18% 30	1.64% 1	0.00% 0	0.00% 0	61
I can go where I want on the "spur of the moment."	9.84% 6	8.20% 5	21.31% 13	39.34% 24	13.11% 8	4.92% 3	0.00% 0	3.28% 2	61
I control who comes into my room.	6.56% 4	3.28% 2	16.39% 10	45.90% 28	26.23% 16	0.00% 0	0.00% 0	1.64% 1	61
I decide which clothes to wear.	4.92% 3	3.28% 2	0.00% 0	42.62% 26	47.54% 29	1.64% 1	0.00% 0	0.00% 0	61
I decide how to spend my time.	3.28% 2	1.64% 1	4.92% 3	47.54% 29	42.62% 26	0.00% 0	0.00% 0	0.00% 0	61

Q8 Respect by Staff: Now I'd like to discuss how you feel about staff here. For each statement, please answer one of the available choices.

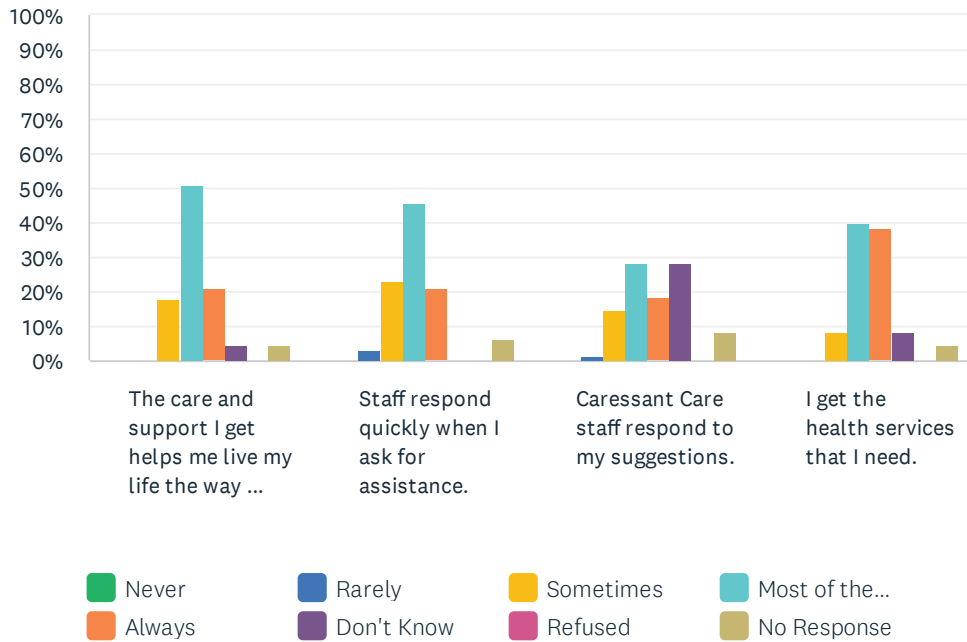
Answered: 61 Skipped: 0



	NEVER	RARELY	SOMETIMES	MOST OF THE TIME	ALWAYS	DON'T KNOW	REFUSED	NO RESPONSE	TOTAL
I am treated with respect by the staff.	0.00% 0	0.00% 0	4.92% 3	49.18% 30	44.26% 27	1.64% 1	0.00% 0	0.00% 0	61
Staff pay attention to me.	0.00% 0	0.00% 0	18.03% 11	55.74% 34	21.31% 13	4.92% 3	0.00% 0	0.00% 0	61
I can express my opinion without fear of consequences.	0.00% 0	6.56% 4	13.11% 8	36.07% 22	31.15% 19	13.11% 8	0.00% 0	0.00% 0	61
Staff respect what I like and dislike.	0.00% 0	1.64% 1	8.20% 5	57.38% 35	31.15% 19	1.64% 1	0.00% 0	0.00% 0	61
Incontinence products supplied by the Home meet my needs.	1.69% 1	0.00% 0	6.78% 4	55.93% 33	27.12% 16	6.78% 4	0.00% 0	1.69% 1	59

Q9 Staff Responsiveness: For each statement, please answer with one of the available choices.

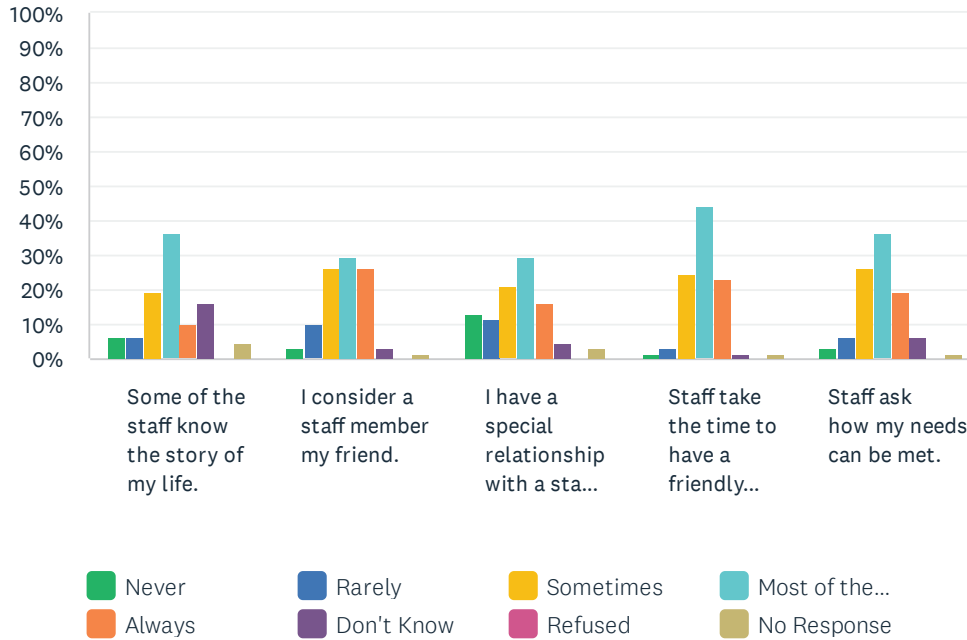
Answered: 61 Skipped: 0



	NEVER	RARELY	SOMETIMES	MOST OF THE TIME	ALWAYS	DON'T KNOW	REFUSED	NO RESPONSE	TOTAL
The care and support I get helps me live my life the way I want.	0.00% 0	0.00% 0	18.03% 11	50.82% 31	21.31% 13	4.92% 3	0.00% 0	4.92% 3	61
Staff respond quickly when I ask for assistance.	0.00% 0	3.28% 2	22.95% 14	45.90% 28	21.31% 13	0.00% 0	0.00% 0	6.56% 4	61
Caressant Care staff respond to my suggestions.	0.00% 0	1.67% 1	15.00% 9	28.33% 17	18.33% 11	28.33% 17	0.00% 0	8.33% 5	60
I get the health services that I need.	0.00% 0	0.00% 0	8.33% 5	40.00% 24	38.33% 23	8.33% 5	0.00% 0	5.00% 3	60

Q10 Staff-Resident Bonding: For each statement, please answer with one of the available choices.

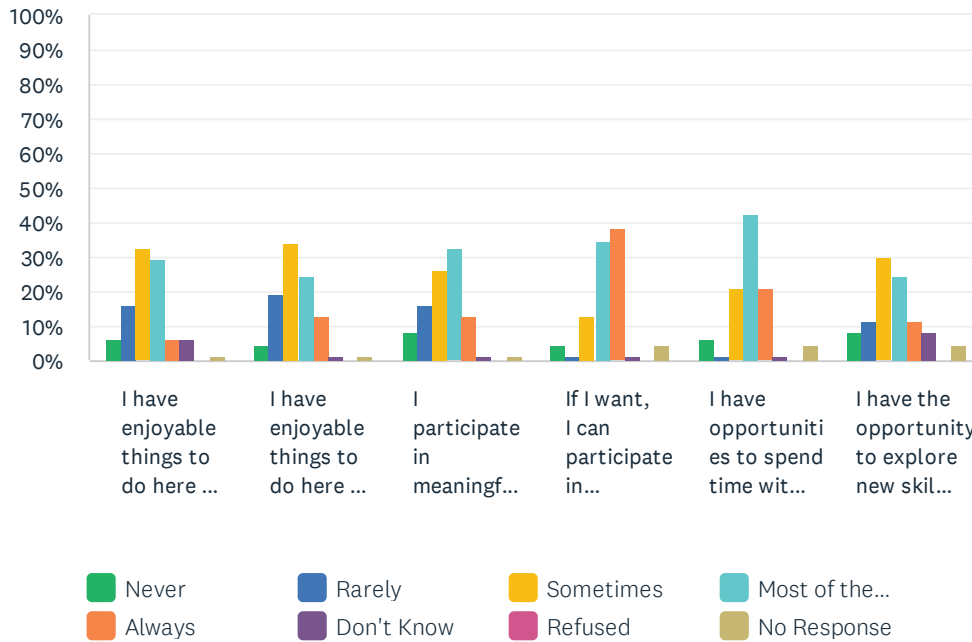
Answered: 61 Skipped: 0



	NEVER	RARELY	SOMETIMES	MOST OF THE TIME	ALWAYS	DON'T KNOW	REFUSED	NO RESPONSE	TOTAL
Some of the staff know the story of my life.	6.56% 4	6.56% 4	19.67% 12	36.07% 22	9.84% 6	16.39% 10	0.00% 0	4.92% 3	61
I consider a staff member my friend.	3.28% 2	9.84% 6	26.23% 16	29.51% 18	26.23% 16	3.28% 2	0.00% 0	1.64% 1	61
I have a special relationship with a staff member.	13.11% 8	11.48% 7	21.31% 13	29.51% 18	16.39% 10	4.92% 3	0.00% 0	3.28% 2	61
Staff take the time to have a friendly conversation with me.	1.64% 1	3.28% 2	24.59% 15	44.26% 27	22.95% 14	1.64% 1	0.00% 0	1.64% 1	61
Staff ask how my needs can be met.	3.28% 2	6.56% 4	26.23% 16	36.07% 22	19.67% 12	6.56% 4	0.00% 0	1.64% 1	61

Q11 Activities: Now, let's look at how you feel about activities. For each statement, please answer with one of the available choices.

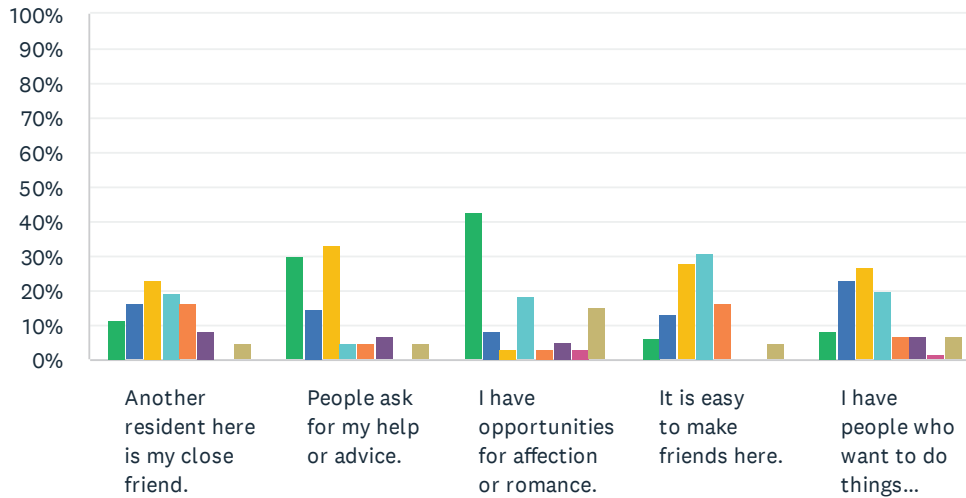
Answered: 61 Skipped: 0



	NEVER	RARELY	SOMETIMES	MOST OF THE TIME	ALWAYS	DON'T KNOW	REFUSED	NO RESPONSE	TOTAL
I have enjoyable things to do here on weekends.	6.56% 4	16.39% 10	32.79% 20	29.51% 18	6.56% 4	6.56% 4	0.00% 0	1.64% 1	61
I have enjoyable things to do here in the evenings.	4.92% 3	19.67% 12	34.43% 21	24.59% 15	13.11% 8	1.64% 1	0.00% 0	1.64% 1	61
I participate in meaningful activities.	8.20% 5	16.39% 10	26.23% 16	32.79% 20	13.11% 8	1.64% 1	0.00% 0	1.64% 1	61
If I want, I can participate in religious activities that have meaning to me.	5.00% 3	1.67% 1	13.33% 8	35.00% 21	38.33% 23	1.67% 1	0.00% 0	5.00% 3	60
I have opportunities to spend time with other like-minded residents.	6.56% 4	1.64% 1	21.31% 13	42.62% 26	21.31% 13	1.64% 1	0.00% 0	4.92% 3	61
I have the opportunity to explore new skills and interests.	8.33% 5	11.67% 7	30.00% 18	25.00% 15	11.67% 7	8.33% 5	0.00% 0	5.00% 3	60

Q12 Personal Relationships: Next, we will talk about your relationships with others. For each statement, please answer with one of the available choices.

Answered: 61 Skipped: 0

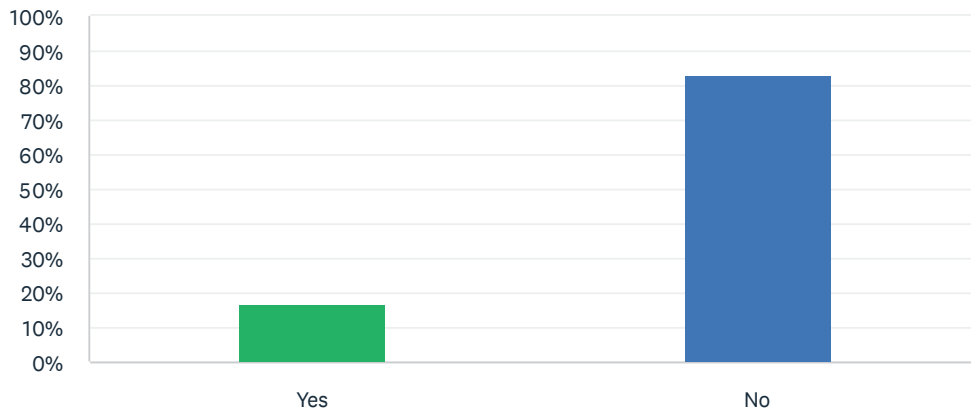


■ Never ■ Rarely ■ Sometimes ■ Most of the...
■ Always ■ Don't Know ■ Refused ■ No Response

	NEVER	RARELY	SOMETIMES	MOST OF THE TIME	ALWAYS	DON'T KNOW	REFUSED	NO RESPONSE	TOTAL
Another resident here is my close friend.	11.48% 7	16.39% 10	22.95% 14	19.67% 12	16.39% 10	8.20% 5	0.00% 0	4.92% 3	61
People ask for my help or advice.	30.00% 18	15.00% 9	33.33% 20	5.00% 3	5.00% 3	6.67% 4	0.00% 0	5.00% 3	60
I have opportunities for affection or romance.	42.37% 25	8.47% 5	3.39% 2	18.64% 11	3.39% 2	5.08% 3	3.39% 2	15.25% 9	59
It is easy to make friends here.	6.56% 4	13.11% 8	27.87% 17	31.15% 19	16.39% 10	0.00% 0	0.00% 0	4.92% 3	61
I have people who want to do things together with me.	8.33% 5	23.33% 14	26.67% 16	20.00% 12	6.67% 4	6.67% 4	1.67% 1	6.67% 4	60

Q13 I am part of a couple.

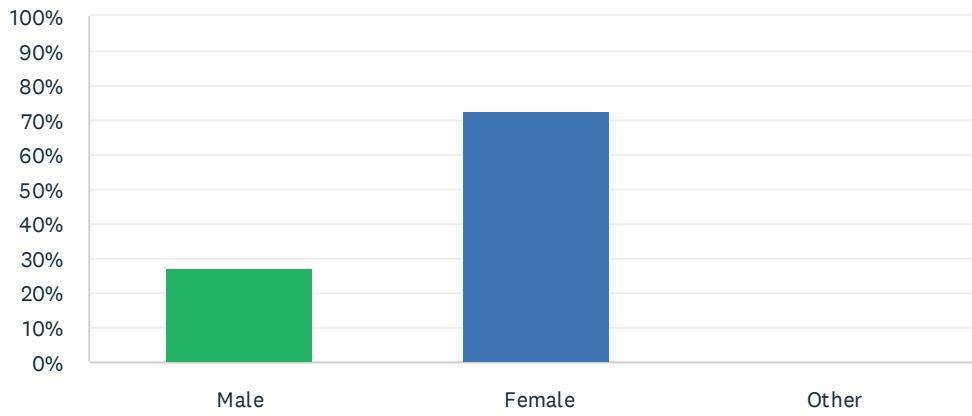
Answered: 59 Skipped: 2



ANSWER CHOICES	RESPONSES	
Yes	16.95%	10
No	83.05%	49
TOTAL		59

Q14 My gender is:

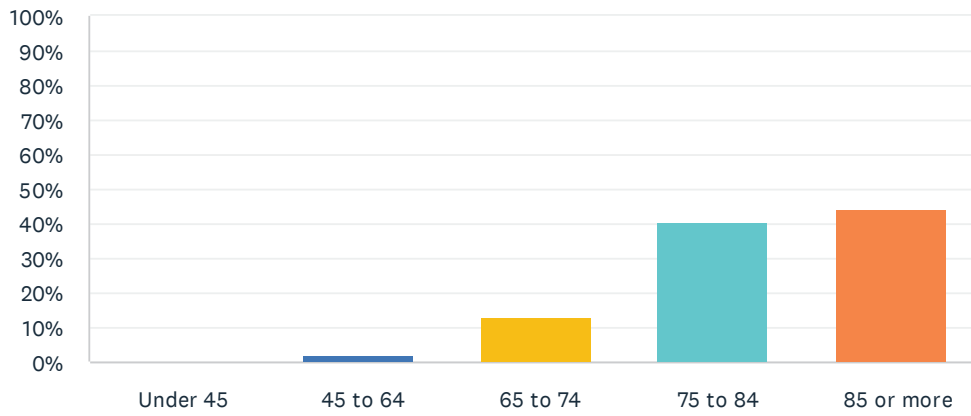
Answered: 58 Skipped: 3



ANSWER CHOICES	RESPONSES	
Male	27.59%	16
Female	72.41%	42
Other	0.00%	0
TOTAL		58

Q15 My age in years is:

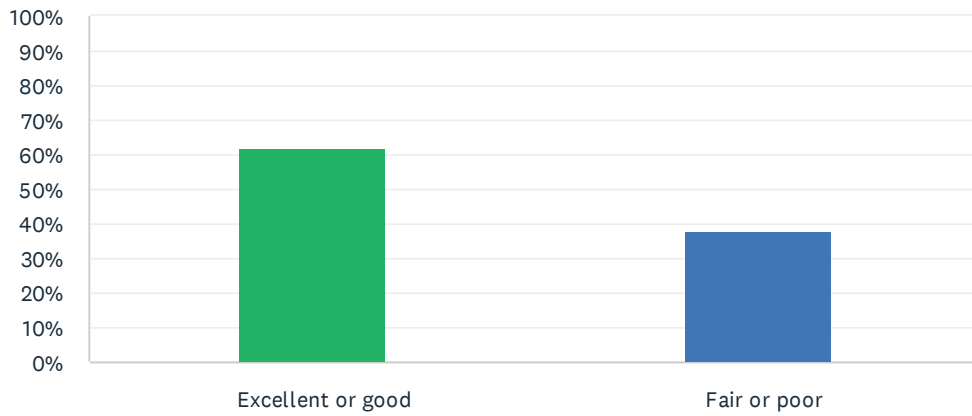
Answered: 54 Skipped: 7



ANSWER CHOICES	RESPONSES	
Under 45	0.00%	0
45 to 64	1.85%	1
65 to 74	12.96%	7
75 to 84	40.74%	22
85 or more	44.44%	24
TOTAL		54

Q16 My health is:

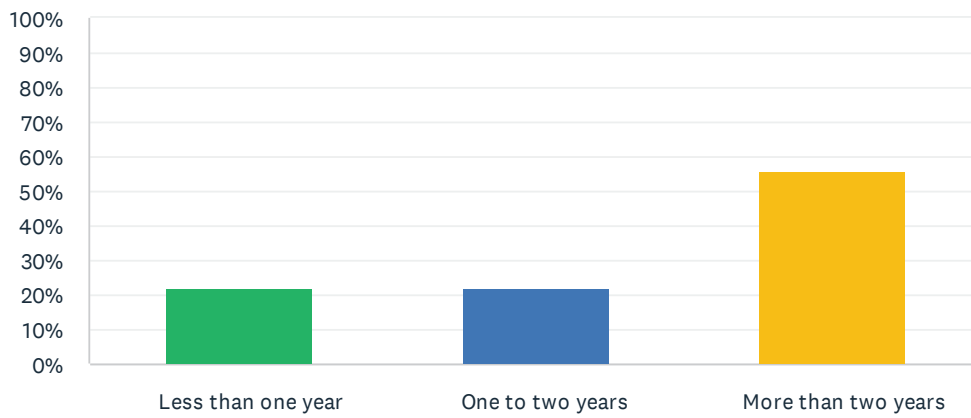
Answered: 58 Skipped: 3



ANSWER CHOICES	RESPONSES	
Excellent or good	62.07%	36
Fair or poor	37.93%	22
TOTAL		58

Q17 I have lived at this LTC Home for:

Answered: 59 Skipped: 2



ANSWER CHOICES	RESPONSES	
Less than one year	22.03%	13
One to two years	22.03%	13
More than two years	55.93%	33
TOTAL		59