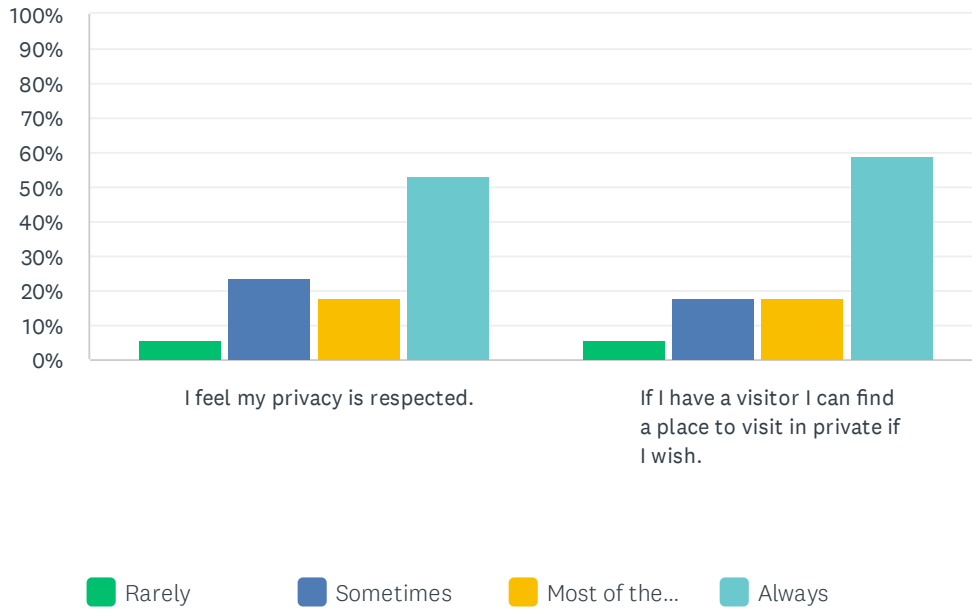


Q1 Privacy: First, I'd like to talk to you about privacy. Please answer choosing one of the choices and feel free to provide any additional comments.

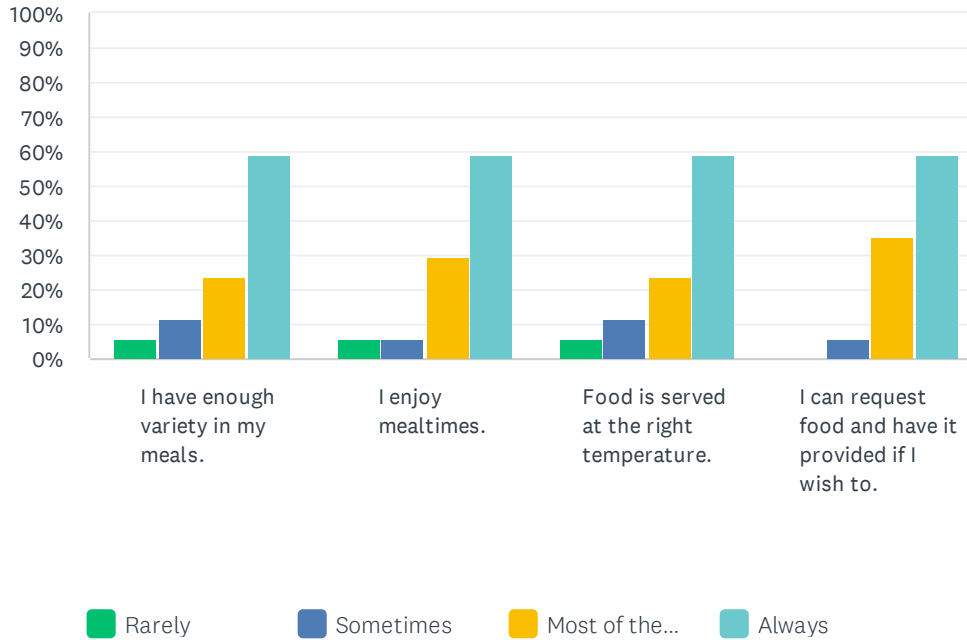
Answered: 17 Skipped: 0



| | RARELY | SOMETIMES | MOST OF THE TIME | ALWAYS | TOTAL |
|---|------------|-------------|------------------|--------------|-------|
| I feel my privacy is respected. | 5.88% 1 | 23.53% 4 | 17.65% 3 | 52.94% 9 | 17 |
| If I have a visitor I can find a place to visit in private if I wish. | 5.88% 1 | 17.65% 3 | 17.65% 3 | 58.82% 10 | 17 |

Q2 Food and Meals: The items that follow are about food. For each statement, please answer one of the available choices.

Answered: 17 Skipped: 0



| | RARELY | SOMETIMES | MOST OF THE TIME | ALWAYS | TOTAL |
|---|------------|-------------|------------------|--------------|-------|
| I have enough variety in my meals. | 5.88% 1 | 11.76% 2 | 23.53% 4 | 58.82% 10 | 17 |
| I enjoy mealtimes. | 5.88% 1 | 5.88% 1 | 29.41% 5 | 58.82% 10 | 17 |
| Food is served at the right temperature. | 5.88% 1 | 11.76% 2 | 23.53% 4 | 58.82% 10 | 17 |
| I can request food and have it provided if I wish to. | 0.00% 0 | 5.88% 1 | 35.29% 6 | 58.82% 10 | 17 |

| # | OTHER COMMENTS (PLEASE SPECIFY) | DATE |
|---|---|-------------------|
| 1 | Except when other residents are very loud but it's not very often this happens. | 1/16/2024 2:03 PM |

Q3 What foods would you like to see offered?

Answered: 12 Skipped: 5

| # | RESPONSES | DATE |
|----|---|---------------------|
| 1 | Rice pudding more Tapioca | 10/22/2024 11:23 AM |
| 2 | More soup | 10/22/2024 10:55 AM |
| 3 | No | 8/22/2024 10:34 AM |
| 4 | Nothing | 5/24/2024 3:07 PM |
| 5 | More beef products | 4/3/2024 1:10 PM |
| 6 | Bacon, eggs, | 3/1/2024 2:31 PM |
| 7 | I don't know | 3/1/2024 2:20 PM |
| 8 | No. | 3/1/2024 2:11 PM |
| 9 | A variety of food. | 3/1/2024 2:02 PM |
| 10 | Lots of soup. | 3/1/2024 1:54 PM |
| 11 | Would like tomatoes and onion on burgers. | 1/16/2024 2:03 PM |
| 12 | Hamburger and fish | 1/16/2024 1:27 PM |

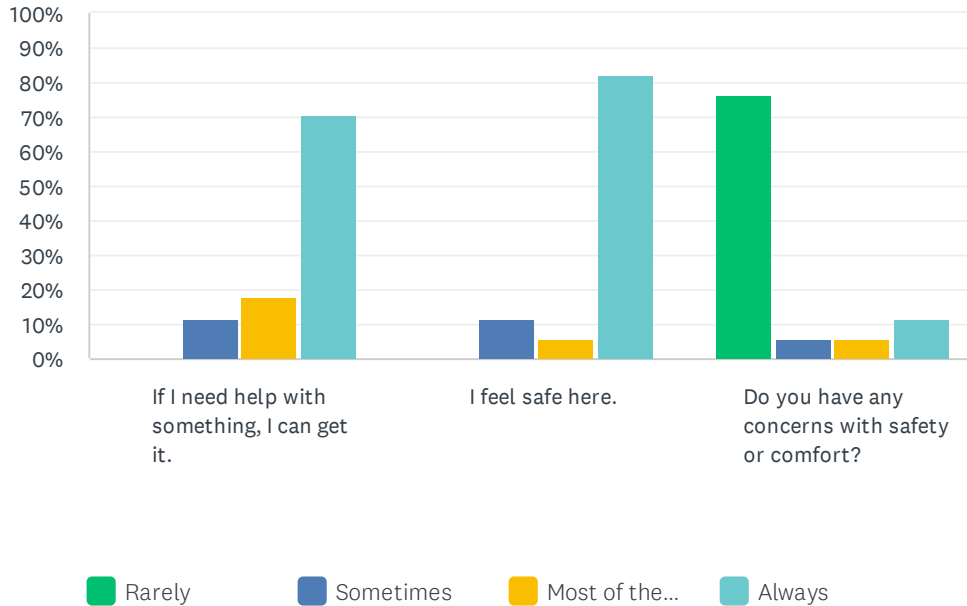
Q4 What are your least favourite dishes that we offer?

Answered: 12 Skipped: 5

| # | RESPONSES | DATE |
|----|---|---------------------|
| 1 | Asparagus | 10/22/2024 11:03 AM |
| 2 | Pizza | 10/22/2024 10:55 AM |
| 3 | Eggs notscrambled | 8/22/2024 10:34 AM |
| 4 | Salad | 5/24/2024 3:07 PM |
| 5 | French onion soup Bean salad | 4/3/2024 1:10 PM |
| 6 | Liver | 3/1/2024 2:31 PM |
| 7 | No. | 3/1/2024 2:20 PM |
| 8 | Fish. | 3/1/2024 2:11 PM |
| 9 | I don't know. | 3/1/2024 2:02 PM |
| 10 | Fish. | 3/1/2024 1:54 PM |
| 11 | Not enough sauce with spaghetti and meatballs. Want more sauce. | 1/16/2024 2:03 PM |
| 12 | Crab meat | 1/16/2024 1:27 PM |

Q5 Safety and Security: Now let's talk about safety. For each statement, please answer one of the available choices.

Answered: 17 Skipped: 0

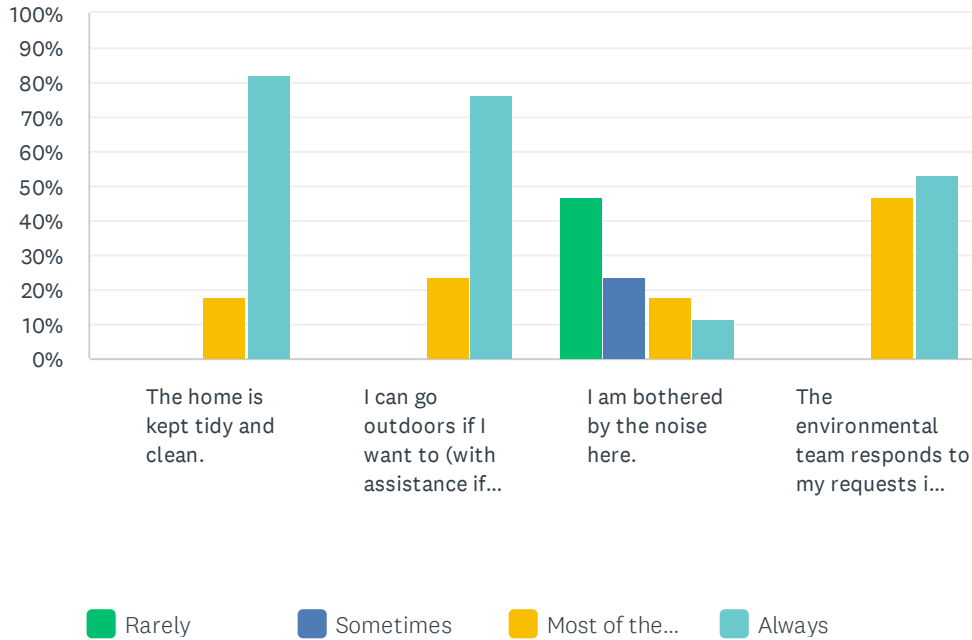


| | RARELY | SOMETIMES | MOST OF THE TIME | ALWAYS | TOTAL |
|--|--------------|-------------|------------------|--------------|-------|
| If I need help with something, I can get it. | 0.00% 0 | 11.76% 2 | 17.65% 3 | 70.59% 12 | 17 |
| I feel safe here. | 0.00% 0 | 11.76% 2 | 5.88% 1 | 82.35% 14 | 17 |
| Do you have any concerns with safety or comfort? | 76.47% 13 | 5.88% 1 | 5.88% 1 | 11.76% 2 | 17 |

| # | COMMENTS (PLEASE SPECIFY) | DATE |
|---|---|-------------------|
| 1 | No I get the help if I need it I feel safe. | 1/16/2024 2:03 PM |

Q6 Comfort Items: The items that follow focus on your life here. For each statement, please answer with one of the available choices.

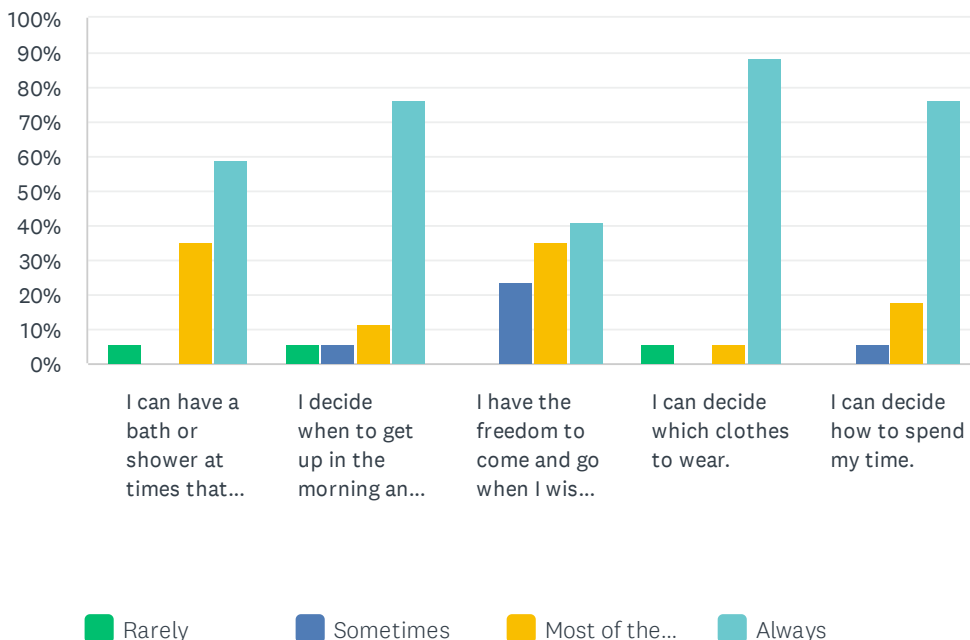
Answered: 17 Skipped: 0



| | RARELY | SOMETIMES | MOST OF THE TIME | ALWAYS | TOTAL |
|--|-------------|-------------|------------------|--------------|-------|
| The home is kept tidy and clean. | 0.00% 0 | 0.00% 0 | 17.65% 3 | 82.35% 14 | 17 |
| I can go outdoors if I want to (with assistance if necessary). | 0.00% 0 | 0.00% 0 | 23.53% 4 | 76.47% 13 | 17 |
| I am bothered by the noise here. | 47.06% 8 | 23.53% 4 | 17.65% 3 | 11.76% 2 | 17 |
| The environmental team responds to my requests in a timely manner. | 0.00% 0 | 0.00% 0 | 47.06% 8 | 52.94% 9 | 17 |

Q7 Daily Decision Items (Autonomy): The items that follow focus on your daily decisions. For each statement, please answer with one of the available choices.

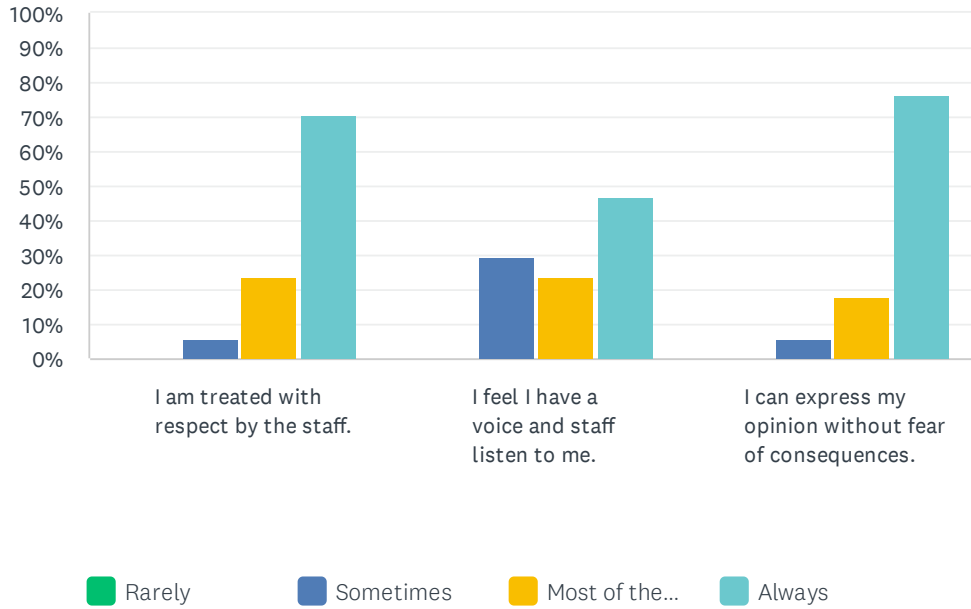
Answered: 17 Skipped: 0



| | RARELY | SOMETIMES | MOST OF THE TIME | ALWAYS | TOTAL |
|---|------------|-------------|------------------|--------------|-------|
| I can have a bath or shower at times that I have picked. | 5.88% 1 | 0.00% 0 | 35.29% 6 | 58.82% 10 | 17 |
| I decide when to get up in the morning and when go to bed at night. | 5.88% 1 | 5.88% 1 | 11.76% 2 | 76.47% 13 | 17 |
| I have the freedom to come and go when I wish to. | 0.00% 0 | 23.53% 4 | 35.29% 6 | 41.18% 7 | 17 |
| I can decide which clothes to wear. | 5.88% 1 | 0.00% 0 | 5.88% 1 | 88.24% 15 | 17 |
| I can decide how to spend my time. | 0.00% 0 | 5.88% 1 | 17.65% 3 | 76.47% 13 | 17 |

Q8 Respect by Staff: Now I'd like to discuss how you feel about staff here. For each statement, please answer with one of the available choices.

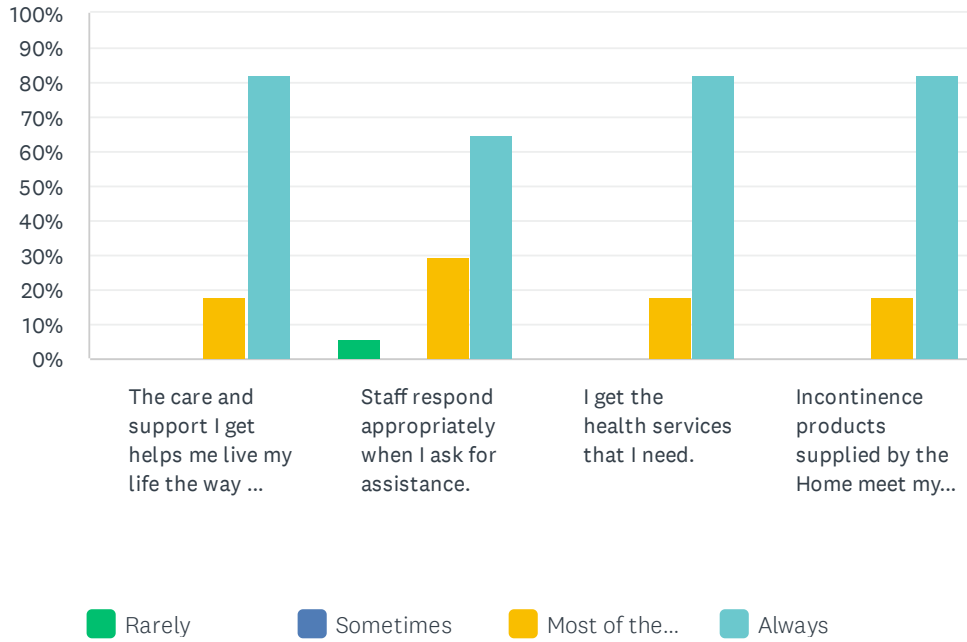
Answered: 17 Skipped: 0



| | RARELY | SOMETIMES | MOST OF THE TIME | ALWAYS | TOTAL |
|--|------------|-------------|------------------|--------------|-------|
| I am treated with respect by the staff. | 0.00% 0 | 5.88% 1 | 23.53% 4 | 70.59% 12 | 17 |
| I feel I have a voice and staff listen to me. | 0.00% 0 | 29.41% 5 | 23.53% 4 | 47.06% 8 | 17 |
| I can express my opinion without fear of consequences. | 0.00% 0 | 5.88% 1 | 17.65% 3 | 76.47% 13 | 17 |

Q9 Staff Responsiveness: For each statement, please answer with one of the available choices.

Answered: 17 Skipped: 0



| | RARELY | SOMETIMES | MOST OF THE TIME | ALWAYS | TOTAL |
|--|------------|------------|------------------|--------------|-------|
| The care and support I get helps me live my life the way I want. | 0.00% 0 | 0.00% 0 | 17.65% 3 | 82.35% 14 | 17 |
| Staff respond appropriately when I ask for assistance. | 5.88% 1 | 0.00% 0 | 29.41% 5 | 64.71% 11 | 17 |
| I get the health services that I need. | 0.00% 0 | 0.00% 0 | 17.65% 3 | 82.35% 14 | 17 |
| Incontinence products supplied by the Home meet my needs. | 0.00% 0 | 0.00% 0 | 17.65% 3 | 82.35% 14 | 17 |

Q10 Staff-Resident Bonding: For each statement, please answer with one of the available choices.

Answered: 17 Skipped: 0



| | RARELY | SOMETIMES | MOST OF THE TIME | ALWAYS | TOTAL |
|---|-------------|-------------|------------------|--------------|-------|
| Staff know the story of my life if I want them to. | 0.00% 0 | 17.65% 3 | 23.53% 4 | 58.82% 10 | 17 |
| Staff take the time to have a friendly conversation with me when able to. | 11.76% 2 | 11.76% 2 | 29.41% 5 | 47.06% 8 | 17 |
| Staff ask how my needs can be met. | 5.88% 1 | 29.41% 5 | 17.65% 3 | 47.06% 8 | 17 |

Q11 Activities: Now, let's look at how you feel about activities. For each statement, please answer with one of the available choices.

Answered: 17 Skipped: 0



| | RARELY | SOMETIMES | MOST OF THE TIME | ALWAYS | TOTAL |
|--|-------------|-------------|------------------|--------------|-------|
| I can participate in meaningful activities if I wish to. | 0.00% 0 | 0.00% 0 | 23.53% 4 | 76.47% 13 | 17 |
| There are meaningful things to do here in the evenings if I wish to. | 11.76% 2 | 11.76% 2 | 17.65% 3 | 58.82% 10 | 17 |
| There are meaningful things to do here on weekends if I wish to. | 0.00% 0 | 0.00% 0 | 23.53% 4 | 76.47% 13 | 17 |
| If I want, I can participate in religious or spiritual activities that have meaning to me. | 0.00% 0 | 0.00% 0 | 17.65% 3 | 82.35% 14 | 17 |

| # | OTHER COMMENTS (PLEASE SPECIFY) | DATE |
|---|-------------------------------------|------------------|
| 1 | Activities are great during the day | 4/3/2024 1:10 PM |

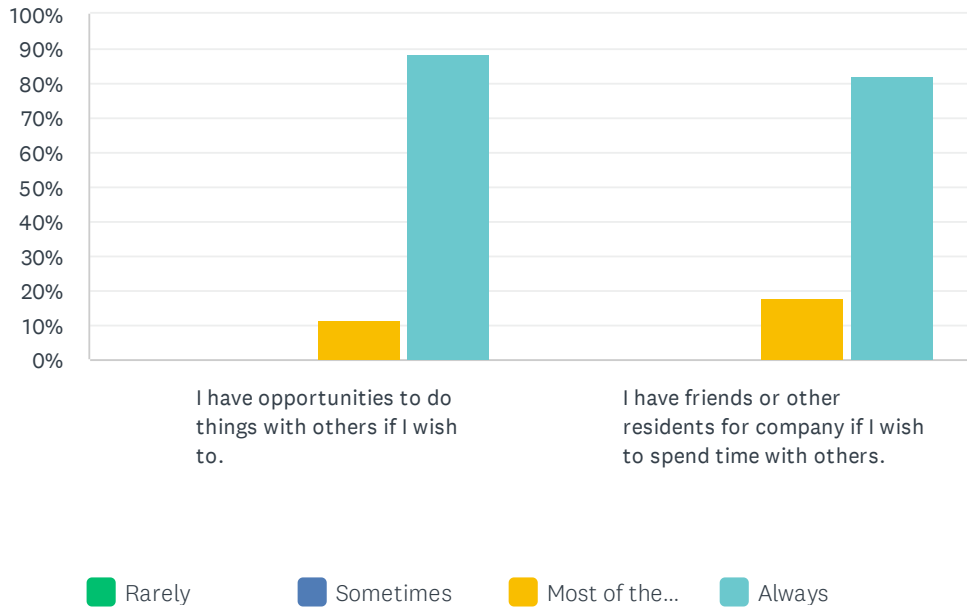
Q12 Are there any programs or activities that you would like to see offered here?

Answered: 6 Skipped: 11

| # | RESPONSES | DATE |
|---|-------------------------|--------------------|
| 1 | More card games | 8/22/2024 10:34 AM |
| 2 | No | 5/24/2024 3:07 PM |
| 3 | No. | 3/1/2024 2:02 PM |
| 4 | No. | 3/1/2024 1:54 PM |
| 5 | No I like what we have. | 1/16/2024 2:03 PM |
| 6 | I don't think so. | 1/16/2024 1:27 PM |

Q13 Personal Relationships: Next, we will talk about your relationships with others. For each statement, please answer with one of the available choices.

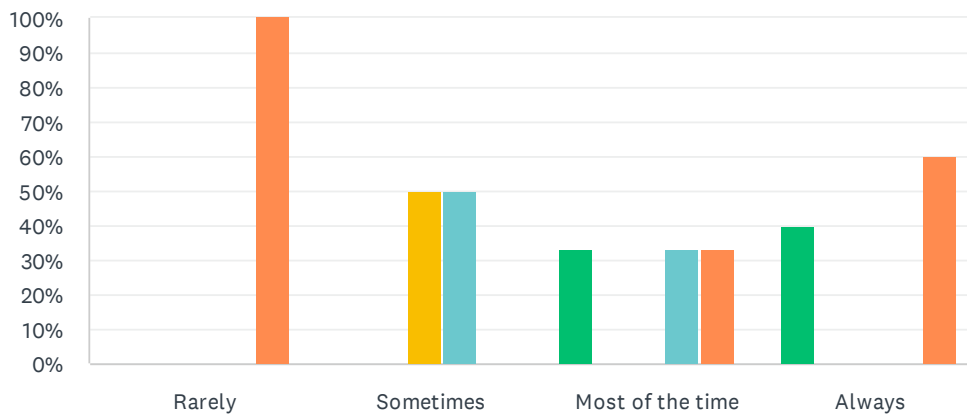
Answered: 17 Skipped: 0



| | RARELY | SOMETIMES | MOST OF THE TIME | ALWAYS | TOTAL |
|--|------------|------------|------------------|--------------|-------|
| I have opportunities to do things with others if I wish to. | 0.00% 0 | 0.00% 0 | 11.76% 2 | 88.24% 15 | 17 |
| I have friends or other residents for company if I wish to spend time with others. | 0.00% 0 | 0.00% 0 | 17.65% 3 | 82.35% 14 | 17 |

Q14 I would recommend this home to others.

Answered: 16 Skipped: 1



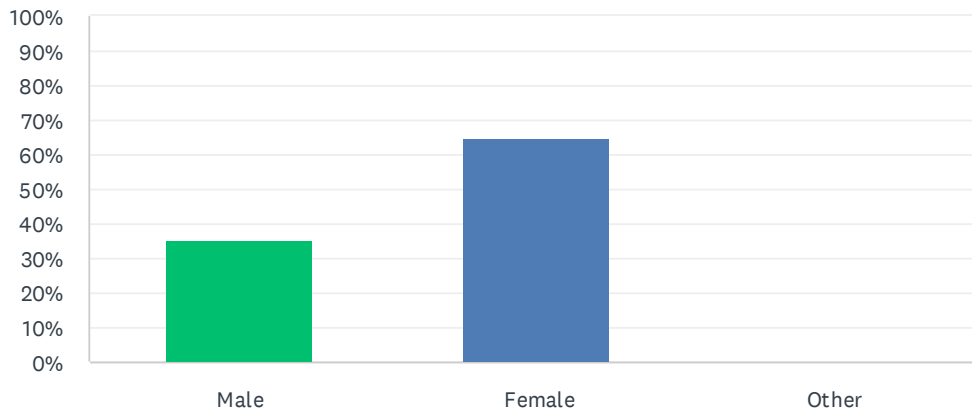
■ (no label)
 ■ (no label)
 ■ (no label)
 ■ (no label)

■ (no label)

| | (NO LABEL) | (NO LABEL) | (NO LABEL) | (NO LABEL) | (NO LABEL) | TOTAL | WEIGHTED AVERAGE |
|------------------|-------------|------------|-------------|-------------|--------------|-------|------------------|
| Rarely | 0.00% 0 | 0.00% 0 | 0.00% 0 | 0.00% 0 | 100.00% 1 | 1 | 5.00 |
| Sometimes | 0.00% 0 | 0.00% 0 | 50.00% 1 | 50.00% 1 | 0.00% 0 | 2 | 3.50 |
| Most of the time | 33.33% 1 | 0.00% 0 | 0.00% 0 | 33.33% 1 | 33.33% 1 | 3 | 3.33 |
| Always | 40.00% 4 | 0.00% 0 | 0.00% 0 | 0.00% 0 | 60.00% 6 | 10 | 3.40 |

Q15 My gender is:

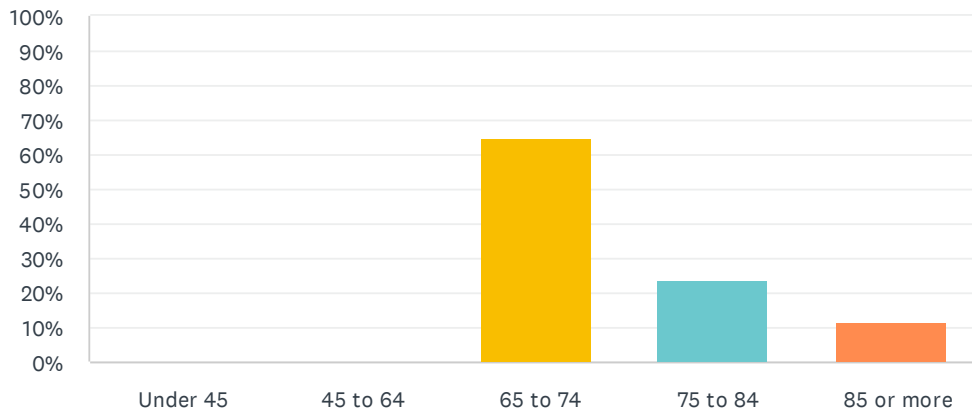
Answered: 17 Skipped: 0



| ANSWER CHOICES | RESPONSES | |
|----------------|-----------|-----------|
| Male | 35.29% | 6 |
| Female | 64.71% | 11 |
| Other | 0.00% | 0 |
| TOTAL | | 17 |

Q16 My age in years is:

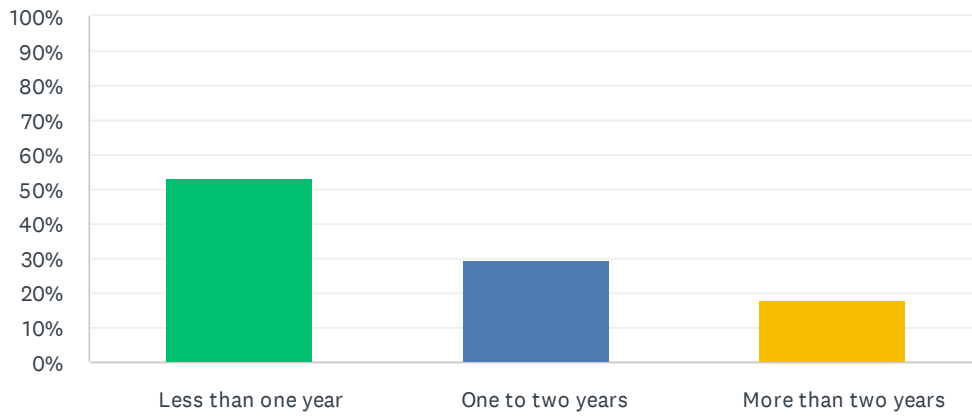
Answered: 17 Skipped: 0



| ANSWER CHOICES | RESPONSES | |
|----------------|-----------|-----------|
| Under 45 | 0.00% | 0 |
| 45 to 64 | 0.00% | 0 |
| 65 to 74 | 64.71% | 11 |
| 75 to 84 | 23.53% | 4 |
| 85 or more | 11.76% | 2 |
| TOTAL | | 17 |

Q17 I have lived at this LTC Home for:

Answered: 17 Skipped: 0



| ANSWER CHOICES | RESPONSES |
|---------------------|-----------|
| Less than one year | 52.94% 9 |
| One to two years | 29.41% 5 |
| More than two years | 17.65% 3 |
| TOTAL | 17 |

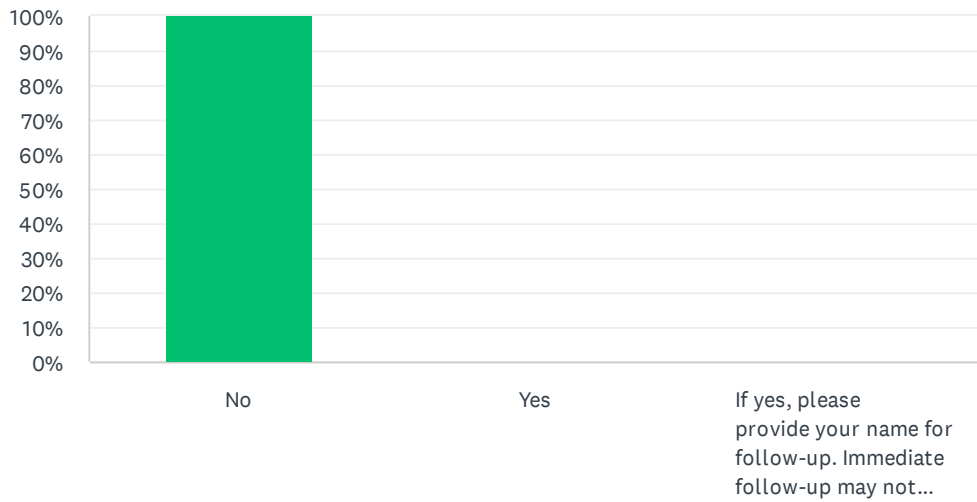
Q18 Comments Do you have any additional comments you'd like to share?

Answered: 3 Skipped: 14

| # | RESPONSES | DATE |
|---|-----------------------|-------------------|
| 1 | No. | 3/1/2024 1:54 PM |
| 2 | I'm quite happy here. | 1/16/2024 2:03 PM |
| 3 | No | 1/16/2024 1:27 PM |

Q19 Would you like someone to contact you regarding your comments?

Answered: 17 Skipped: 0



| ANSWER CHOICES | RESPONSES |
|--|------------|
| No | 100.00% 17 |
| Yes | 0.00% 0 |
| If yes, please provide your name for follow-up. Immediate follow-up may not happen as survey results are reviewed semiannually, if time sensitive please talk to the Executive Director with any concerns. | 0.00% 0 |
| Total Respondents: 17 | |

| # | IF YES, PLEASE PROVIDE YOUR NAME FOR FOLLOW-UP. IMMEDIATE FOLLOW-UP MAY NOT HAPPEN AS SURVEY RESULTS ARE REVIEWED SEMIANNUALLY, IF TIME SENSITIVE PLEASE TALK TO THE EXECUTIVE DIRECTOR WITH ANY CONCERNS. | DATE |
|-------------------------|--|------|
| There are no responses. | | |