





# Arthur LTC Resident Survey Highlights

Residents Surveyed as of Dec 2025 (N= 19)

## Demographics




Have been resident >2 years



Female

## Food



Enjoy mealtimes

## Health

Get health services needed



Incontinence products meet needs



## Privacy



**94%**  
Feel privacy respected


## Resident Focus



Can decide what to wear

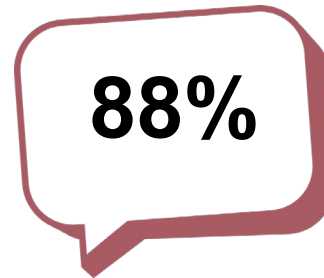


Would recommend us



**83%**  
Can express opinion freely

## Team Members



Team members ask how needs can be met

**84%**  
Team members engage in friendly conversation



Residents feel they have a voice and team members listen



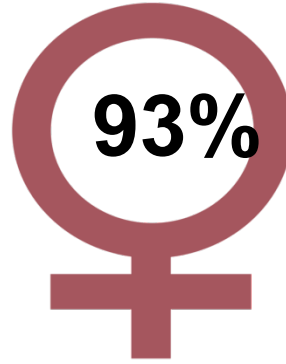
# Arthur LTC Family Survey Highlights

Families Surveyed as of Dec 2025 (N= 14)

## Demographics

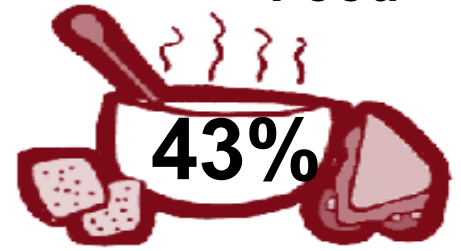


Have been resident >2 years



Female

## Food

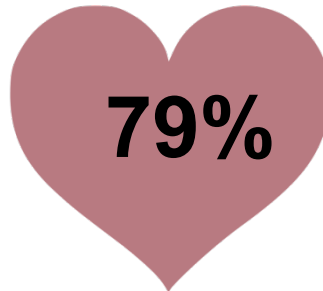


Enjoy meals

## Health and Wellness



Get health services needed



64% Participates in meaningful activities

## Privacy



93% Feel privacy respected

## Resident Focus



83% Can bathe/shower at chosen time

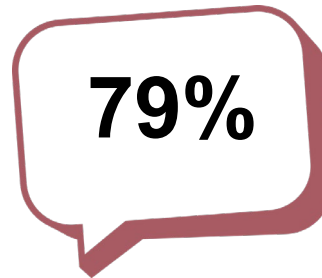


86% Care and support family member

Would recommend us




## Team Members



Team members ask how needs can be met

93% Team members engage in friendly conversation



Team members respond appropriately when my family needs assistance