



Bonnie Place LTC Resident Survey Highlights

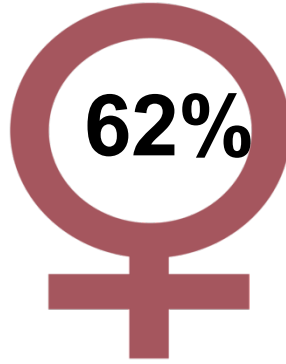
Residents Surveyed as of Dec 2025 (N= 55)

Demographics



35%

Have been resident >2 years



62%

Female

Food



80%

Enjoy mealtimes

Health

Get health services needed



100%

Incontinence products meet needs



100%

Privacy



98%
Feel privacy respected

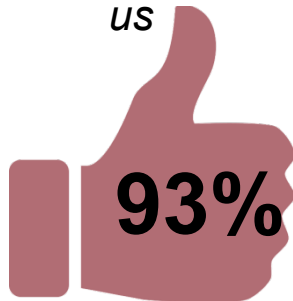
Resident Focus




98%

Can decide what to wear

Would recommend us



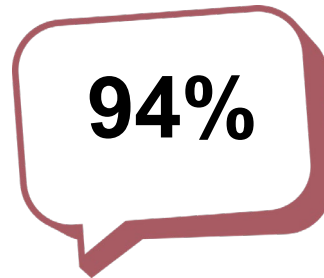
93%



96%

Can express opinion freely


Team Members



94%

Team members ask how needs can be met

98%
Team members engage in friendly conversation



91%


Residents feel they have a voice and team members listen



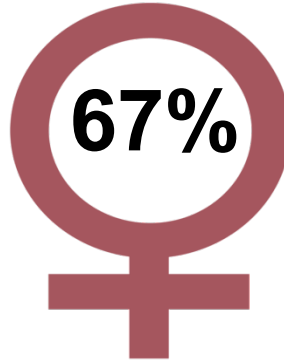
Bonnie Place LTC Family Survey Highlights

Families Surveyed as of Dec 2025 (N= 7)

Demographics




Have been resident < 1 year



Female

Food



Enjoy meals

Health and Wellness



Get health services needed



40% Participates in meaningful activities

Privacy



100% Feel privacy respected

Resident Focus



100% Can bathe/shower at chosen time

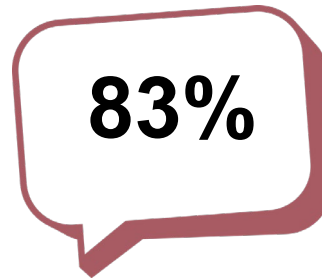


83% Care and support family member

Would recommend us




Team Members



Team members ask how needs can be met

86% Team members engage in friendly conversation



Team members respond appropriately when my family needs assistance