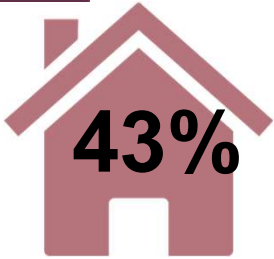


Cambridge Country Manor Resident Survey Highlights




Residents Surveyed as of Dec 2025 (N= 24)

Demographics



Have been resident >2 years



Female

Food



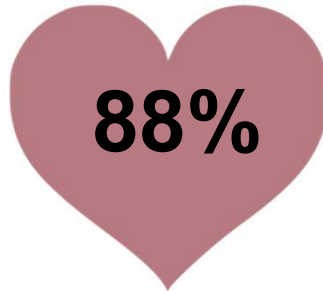
Enjoy mealtimes

Health



Incontinence products meet needs

Get health services needed



Privacy



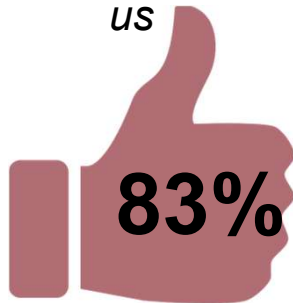
79%
Feel privacy respected

Resident Focus



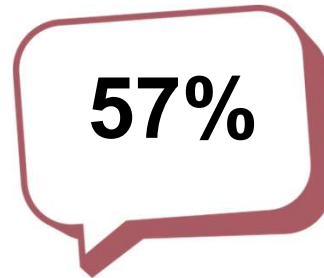
Can decide what to wear

Would recommend us




75%
Can express opinion freely

Team Members



Team members ask how needs can be met

58%
Team members engage in friendly conversation



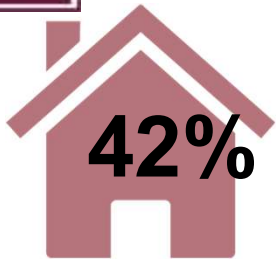
71%

Residents feel they have a voice and team members listen

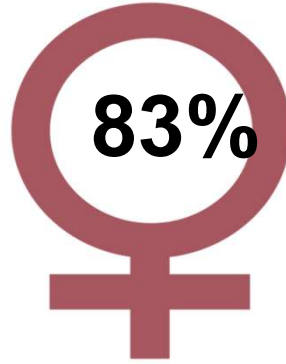
Cambridge Country Manor Family Survey Highlights

Families Surveyed as of Dec 2025 (N= 24)

Demographics

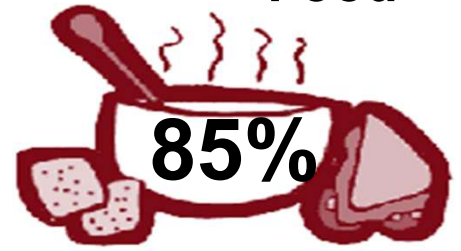


Have been resident >2 years



Female

Food

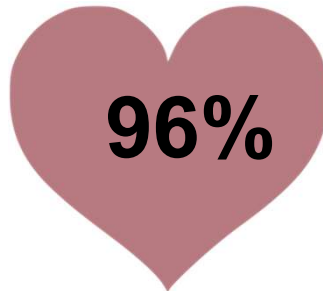


Enjoy meals

Health and Wellness



Get health services needed



75% Participates in meaningful activities

Privacy

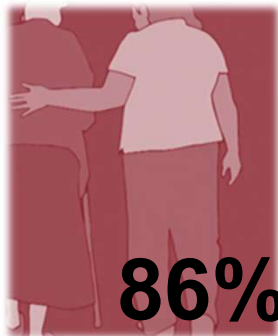


95% Feel privacy respected

Resident Focus



77% Can bathe/shower at chosen time




86% Care and support family member

Would recommend us




Team Members



Team members ask how needs can be met

95% Team members engage in friendly conversation



Team members respond appropriately when my family needs assistance