




Cobden LTC Resident Survey Highlights


Residents Surveyed as of Dec 2025 (N= 50)

Demographics



42%

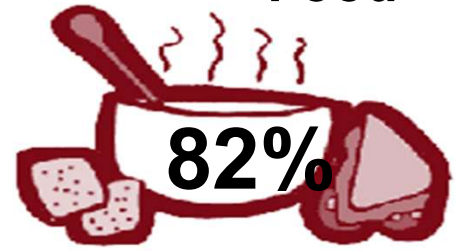
Have been resident >2 years



60%

Female

Food



82%

Enjoy mealtimes

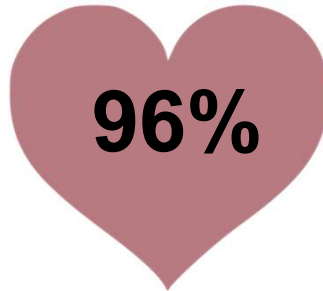
Health

Get health services needed



98%

Incontinence products meet needs



96%

Privacy



84%

Feel privacy respected

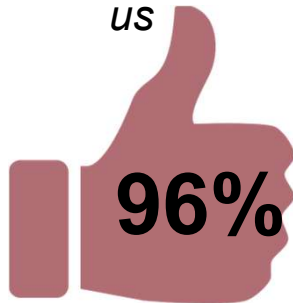
Resident Focus




94%

Can decide what to wear

Would recommend us



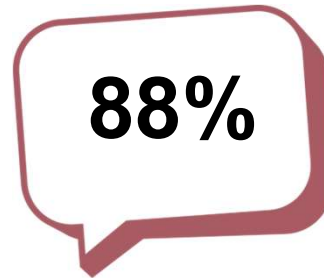
96%



92%

Can express opinion freely


Team Members



88%

Team members ask how needs can be met

90%
Team members engage in friendly conversation



90%

Residents feel they have a voice and team members listen



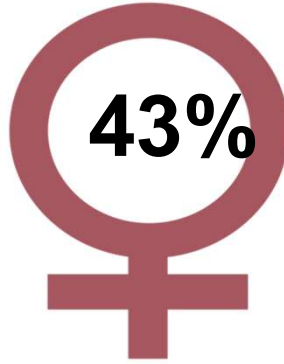
Cobden LTC Family Survey Highlights

Families Surveyed as of Dec 2025 (N= 7)

Demographics



Have been resident >2 years



Female

Food



Enjoy meals

Health and Wellness



Get health services needed

57%

Participates in meaningful activities



Privacy

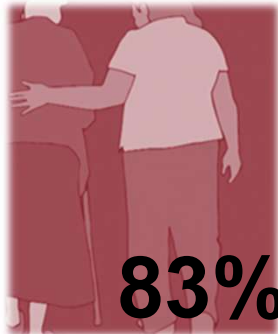


100%
Feel privacy respected

Resident Focus



86% Can bathe/shower at chosen time

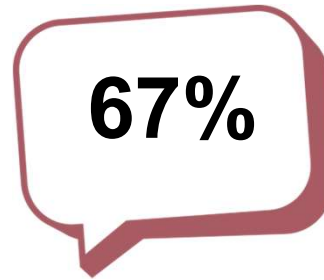


83% Care and support family member

Would recommend us




Team Members



Team members ask how needs can be met

86%
Team members engage in friendly conversation



Team members respond appropriately when my family needs assistance