




Courtland Resident Survey Highlights

Residents Surveyed as of Dec 2025 (N= 22)


Demographics



Have been resident >2 years



Food



Enjoy mealtimes

Health



Incontinence products meet needs

Get health services needed



Privacy



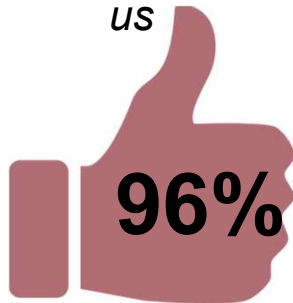
100%
Feel privacy respected

Resident Focus



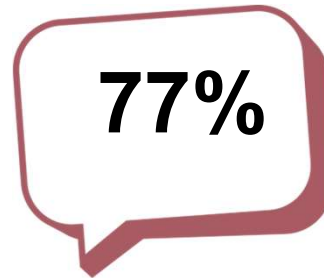
Can decide what to wear

Would recommend us




100%
Can express opinion freely

Team Members



Team members ask how needs can be met

91%
Team members engage in friendly conversation



91%

Residents feel they have a voice and team members listen



Courtland Family Survey Highlights


Families Surveyed as of Dec 2025 (N= 11)

Demographics



27%


Have been resident >2 years



82%

Female

Food



70%

Enjoy meals

Health and Wellness



Get health services needed

45 %

Participates in meaningful activities



100%

Privacy



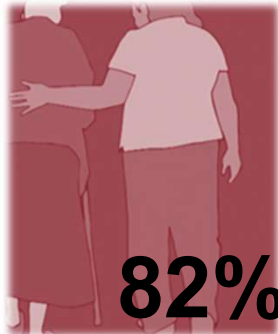
100%
Feel privacy respected

Resident Focus



100%

Can bathe/shower at chosen time



82%

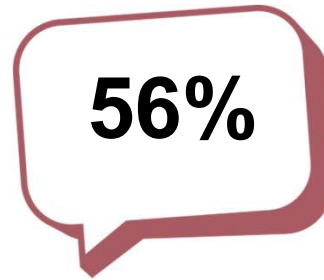
Care and support family member

Would recommend us



91%


Team Members



56%

Team members ask how needs can be met

90%
Team members engage in friendly conversation



82%

Team members respond appropriately when my family needs assistance