



Harriston LTC Resident Survey Highlights


Residents Surveyed as of Dec 2025 (N= 38)

Demographics



50%

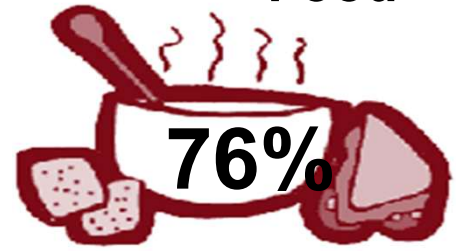
Have been resident >2 years



79%

Female

Food



76%

Enjoy mealtimes

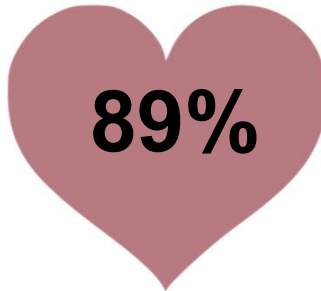
Health

Get health services needed



97%

Incontinence products meet needs



89%

Privacy



95%
Feel privacy respected

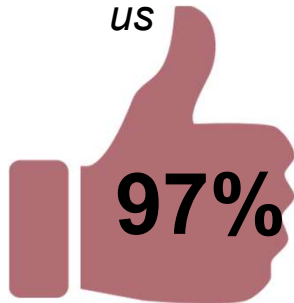
Resident Focus



82%

Can decide what to wear

Would recommend us



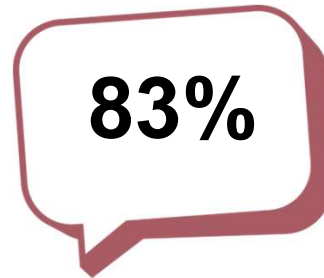
97%



89%

Can express opinion freely


Team Members



83%

Team members ask how needs can be met

86%
Team members engage in friendly conversation



87%

Residents feel they have a voice and team members listen



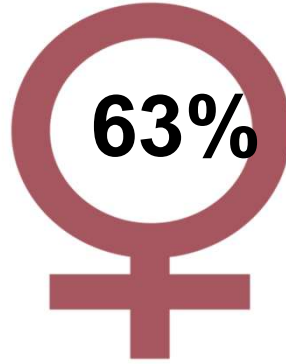
Harriston LTC Family Survey Highlights

Families Surveyed as of Dec 2025 (N= 24)

Demographics

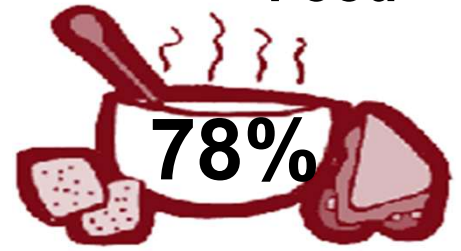


Have been resident >2 years



Female

Food

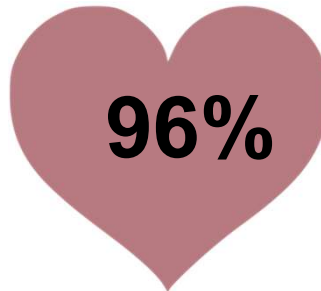


Enjoy meals

Health and Wellness



Get health services needed



75%
Participates in meaningful activities

Privacy




100%
Feel privacy respected

Resident Focus



92% Can bathe/shower at chosen time



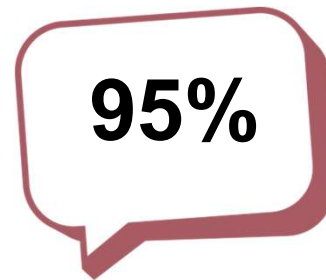
100% Care and support family member

Would recommend us




100%

Team Members



95% Team members ask how needs can be met

100% Team members engage in friendly conversation



100%

Team members respond appropriately when my family needs assistance