



# Lindsay LTC Resident Survey Highlights


Residents Surveyed as of Dec 2025 (N= 33)

## Demographics



**41%**

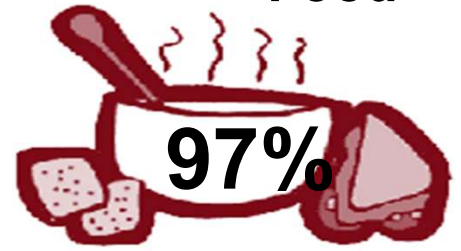
*Have been resident >2 years*



**45%**

*Female*

## Food



**97%**

*Enjoy mealtimes*

## Health

*Get health services needed*



**97%**

*Incontinence products meet needs*



**100%**

## Privacy



**97%**  
*Feel privacy respected*

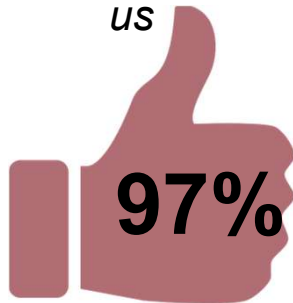
## Resident Focus



**100%**

*Can decide what to wear*

*Would recommend us*



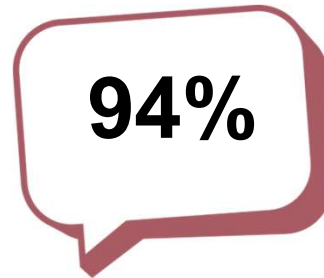
**97%**



**100%**

*Can express opinion freely*

## Team Members



**94%**

*Team members ask how needs can be met*

**97%**  
*Team members engage in friendly conversation*



**100%**

*Residents feel they have a voice and team members listen*




# Lindsay LTC Family Survey Highlights

Families Surveyed as of Dec 2025 (N= 22)

## Demographics




Have been resident >2 years



Female

## Food



Enjoy meals

## Health and Wellness



Get health services needed

**95 %**  
Participates in meaningful activities



## Privacy




**100%**  
Feel privacy respected

## Resident Focus



**100%** Can bathe/shower at chosen time

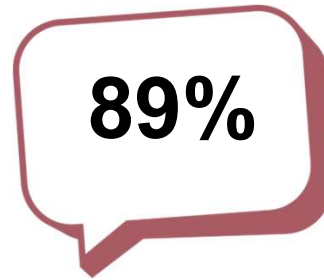


**100%**  
Care and support family member

Would recommend us




## Team Members



Team members ask how needs can be met

**84%**  
Team members engage in friendly conversation



**100%**  
Team members respond appropriately when my family needs assistance