



Listowel LTC Resident Survey Highlights

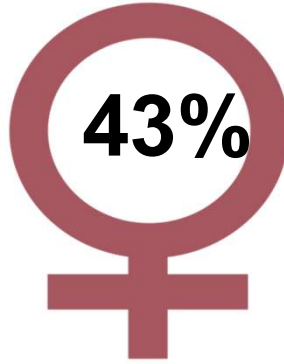
Residents Surveyed as of Dec 2025 (N= 7)

Demographics



29%


Have been resident >2 years



43%

Female

Food



86%

Enjoy mealtimes


Health

Get health services needed



100%

Incontinence products meet needs



100%

Privacy



86%

Feel privacy respected

Resident Focus



83%

Can decide what to wear

Would recommend us



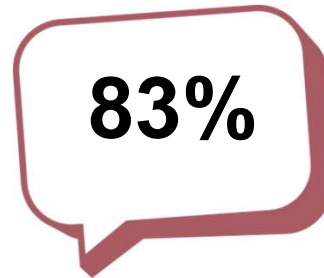
100%



100%

Can express opinion freely


Team Members



83%

Team members ask how needs can be met

100%
Team members engage in friendly conversation



83%

Residents feel they have a voice and team members listen



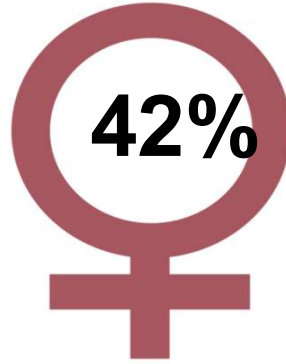
Listowel LTC Family Survey Highlights

Families Surveyed as of Dec 2025 (N= 20)

Demographics



Have been resident >2 years



Female

Food



Enjoy meals

Health and Wellness



Get health services needed



60% Participates in meaningful activities

Privacy




100% Feel privacy respected

Resident Focus



91% Can bathe/shower at chosen time




100% Care and support family member

Would recommend us




Team Members



Team members ask how needs can be met

94% Team members engage in friendly conversation



100% Team members respond appropriately when my family needs assistance