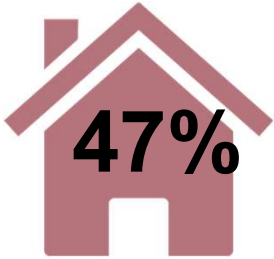





# Marmora LTC Resident Survey Highlights

Residents Surveyed as of Dec 2025 (N= 45)

## Demographics

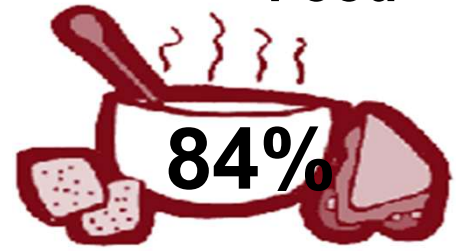


Have been resident >2 years



Female

## Food



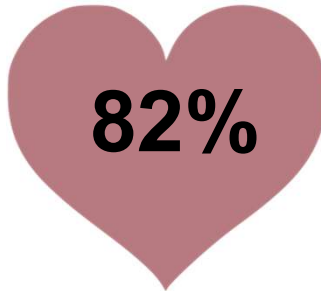
Enjoy mealtimes

## Health

Get health services needed



Incontinence products meet needs



## Privacy



82%  
Feel privacy respected

## Resident Focus



Can decide what to wear

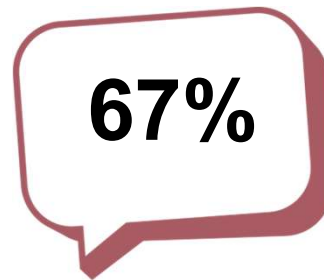


Would recommend us




87%  
Can express opinion freely

## Team Members



Team members ask how needs can be met

80%  
Team members engage in friendly conversation



82%

Residents feel they have a voice and team members listen