



# Mary Bucke Resident Survey Highlights

Residents Surveyed as of Dec 2025 (N= 22)

## Demographics

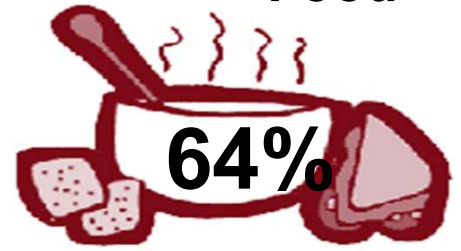


Have been resident >2 years



Female

## Food



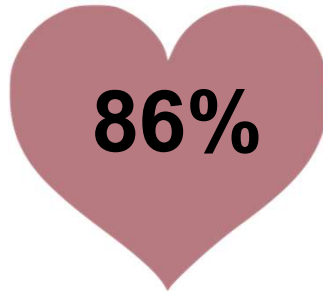
Enjoy mealtimes

## Health

Get health services needed



Incontinence products meet needs



## Privacy



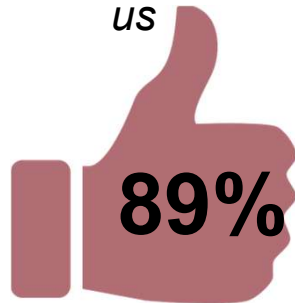
95%  
Feel privacy respected

## Resident Focus



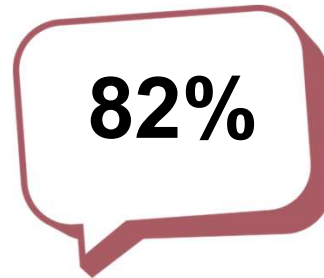
Can decide what to wear

Would recommend us




77%  
Can express opinion freely

## Team Members



Team members ask how needs can be met

86%  
Team members engage in friendly conversation



91%

Residents feel they have a voice and team members listen




# Mary Bucke Family Survey Highlights

Families Surveyed as of Dec 2025 (N= 11)

## Demographics



Have been resident >2 years



Female

## Food



Enjoy meals

## Health and Wellness



Get health services needed



25% Participates in meaningful activities

## Privacy




100% Feel privacy respected

## Resident Focus



100% Can bathe/shower at chosen time



100% Care and support family member

Would recommend us



## Team Members



100% Team members ask how needs can be met

100% Team members engage in friendly conversation



100% Team members respond appropriately when my family needs assistance