



McLaughlin Resident Survey Highlights


Residents Surveyed as of Dec 2025 (N=51)

Demographics



35%


Have been resident >2 years



57%

Female

Food



88%

Enjoy mealtimes

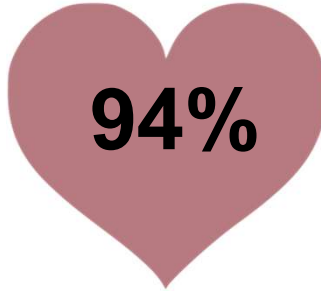
Health



98%

Incontinence products meet needs

Get health services needed



94%

Privacy



86%

Feel privacy respected

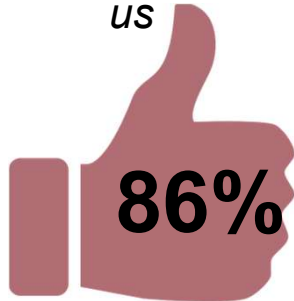
Resident Focus



84%

Can decide what to wear

Would recommend us



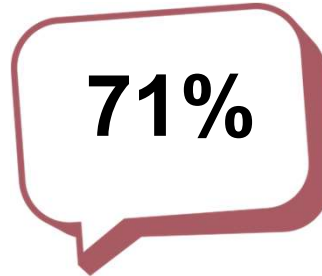
86%



90%

Can express opinion freely


Team Members



71%

Team members ask how needs can be met

78%
Team members engage in friendly conversation



90%

Residents feel they have a voice and team members listen