



The Maples LTC Resident Survey Highlights

Residents Surveyed as of Dec 2025 (N=14)

Demographics



29%


Have been resident >2 years



54%

Female

Food



100%

Enjoy mealtimes

Health

Get health services needed



100%

Incontinence products meet needs



100%

Privacy



100%
Feel privacy respected

Resident Focus




100%

Can decide what to wear

Would recommend us



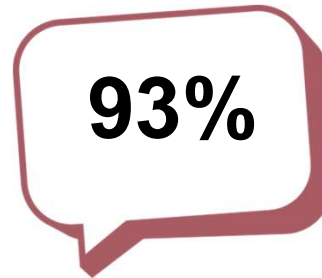
100%



100%

Can express opinion freely


Team Members



93%

Team members ask how needs can be met

93%
Team members engage in friendly conversation



100%

Residents feel they have a voice and team members listen