




Woodstock LTC Resident Survey Highlights


Residents Surveyed as of Dec 2025 (N= 129)

Demographics



37%

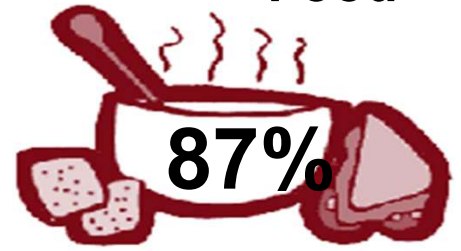
Have been resident >2 years



69%

Female

Food



87%

Enjoy mealtimes

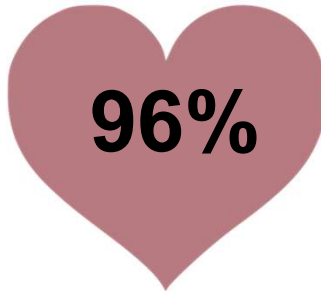
Health

Get health services needed



99%

Incontinence products meet needs



96%

Privacy



91%
Feel privacy respected

Resident Focus



89%

Can decide what to wear

Would recommend us



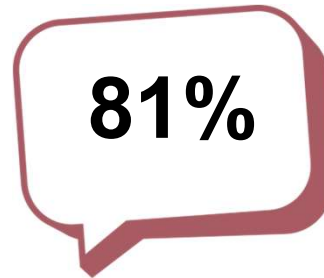
95%



89%

Can express opinion freely


Team Members



81%

Team members ask how needs can be met

87%
Team members engage in friendly conversation



90%

Residents feel they have a voice and team members listen



Woodstock LTC Family Survey Highlights

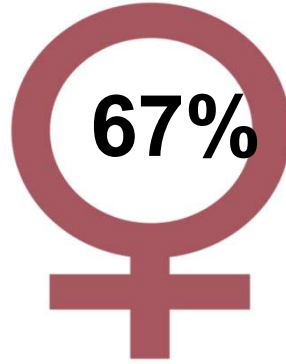
Families Surveyed as of Dec 2025 (N=13)

Demographics



46%

Have been resident >2 years



67%

Female

Food



83%

Enjoy meals

Health and Wellness



Get health services needed

100%

83% Participates in meaningful activities

Privacy



100%
Feel privacy respected

Resident Focus



78% Can bathe/shower at chosen time



100%


Care and support family member

Would recommend us



100%

Team Members



91%

Team members ask how needs can be met

100%
Team members engage in friendly conversation



100%

Team members respond appropriately when my family needs assistance